PLAY IT LIKE IT IS GUITAR

WITH TABLATURE

NOTE-FOR-NOTE TRANSCRIPTIONS

METALLICA

St. ANGER

GUITAR • VOCAL

METALLICA
St. Anger

Transcribed by Jeff Jacobson

Album design by Metallica
Cover illustrations by Pushead
Album production design by Brad Klausen
Photography by Anton Corbijn
St. Anger illustrations by Matt Mahurin
James image by Matt Mahurin
Lars image by Forhelvede Productions
Kirk image by Matt Mahurin
Robert image by Pascal Brun & Comenius Röthlisberger
(Team Switzerland)
Management by Q Prime Inc.

ISBN 1-57560-682-8

Copyright © 2003 Cherry Lane Music Company
International Copyright Secured All Rights Reserved

The music, text, design and graphics in this publication are protected by copyright law. Any duplication or transmission, by any means, electronic, mechanical, photocopying, recording or otherwise, is an infringement of copyright.

Visit our website at www.cherrylane.com

INTRODUCTION

When you're able to brandish the kind of musical firepower that Metallica has unleashed for more than two decades—ten uncompromising albums, marking an unprecedented reign as *the greatest* hard rock band in history—you learn a thing or two about where to aim. But curiously enough, the making of their first studio album since 1997's *ReLoad*, the primal, raptorial, *St. Anger*, found Metallica not behind the turrets this time, but in the firing line itself.

The trials and tribulations leading up to *St. Anger* are well documented. The fissures in what the band members themselves describe as the well-oiled "Metallica machine" were beginning to show. Bassist Jason Newsted's nebulous exit from the group. James Hetfield's voluntary sojourn into rehab and much-longed-for sobriety. Public squabbles over the illegal downloading quagmire. All of these issues revealed the kind of seismic fault lines that even the Metallica juggernaut could not navigate—could not negotiate away.

At stake? Nothing less than the very existence of the band itself. Metallica's three principals, James Hetfield, Lars Ulrich, and Kirk Hammett, along with their frequent producer/collaborator Bob Rock, found themselves at the kind of crossroads worthy of the themes in many a Metallica song—the kind of foreboding scenario Ulrich and Hetfield could write in their sleep.

The irony was, if this was Metallica's oft-predicted *meltdown*, each member would have to face it in his own way. And from the inside out this time, without the Metallica heat shield to fend off all the bullshit that tends to calcify when you're a member of the most exclusive rock club in the world for 20-odd years. With James on an indefinite hiatus, the group admitted to becoming "professional speculators" themselves as to whether Metallica was headed for a rebirth or would wither away on life support.

"It has been a very interesting three years," Lars Ulrich begins, with atypical understatement. "A very different three years for us. Difficult, awkward. It's been a ride that's taken us to places inside ourselves, inside the band, inside the potential of human beings and the music and everything else that we could not imagine existed. But if you asked me then, I would say for the first time in my life with Metallica, I was starting to prepare myself that maybe the ride was over."

If it sounds like the tenets of a Herculean struggle, who else but Metallica to apply for the job. The result of the "ride" Lars refers to can indeed be found in the sweat and blood and grooves of *St. Anger*. From the album's crushing title song and its burnished heaps of magnified guitar and drums, to the colossal time and tempo changes of "Frantic," to the chugging slabs and staccato exchanges of the exalting confessional "My World," Metallica has once again, in the boldest strokes imaginable, made music its most viable currency.

The three band members, who gingerly refer to themselves as brothers—and mean it—emerged from the other side of their journey with their musical compass intact. *St. Anger* is an album that invariably will draw comparisons to their best work, to Metallica's halcyon days, most notably their classic 1983 opus *Kill 'Em All*, and 1986's *Master of Puppets*. Monumental in scope, the new album also recalls—by its sheer willfulness—the group's 15-million selling masterpiece known as the Black album. But this is clearly a work that couldn't have been made 20 years ago. Not even a decade ago, though it fits the Metallica canon like a glove.

According to producer Rock (the Black album was his first collaboration with Metallica) *St. Anger* completes the circular creative cycle that only the greatest artists are able to sustain. "It's been my experience that only the big artists know how to achieve a goal in their career, like Metallica did with the Black album. Fewer still could have gone through what they experienced with all their personal journeys, throw away the rulebook, and try to capture the soul and truth of Metallica again. I think the real vision was to almost take them back to where they were first getting together, when three or four guys get together and say: This is the kind of music we like; let's write some songs."

For James, whose own personal quest may have been the tipping point for Metallica's inspirational sea change, the album was an

Kirk Hammett Robert Trujillo Lars Ulrich James Hetfield

which is very reminiscent of Cliff Burton, and we really liked that sound. He delivered on all fronts. He had a big sound and on top of that he's really a great, solid guy." Adds James: "He pounds. The power that comes through his fingers. He's a ball of energy and he's so calm and able and balanced. He's got great stuff to offer but his personality is just right. He's on fire, he's ready, he's plugged right into the strength of Metallica and helping it shine."

Another aspect of Metallica's rejuvenated approach on this album is Hammett's joining in on the lyric writing, territory previously exclusive to James and Lars. "At first I was like, I don't want anything to do with this; this is James' job. But Bob was very adamant. I we are back playing the stuff that people think is the purest, it is the most natural, it is the most effortless. The other thing I think we're challenging here is the perception most people have that in order for things to be really, really, energetic, they can only come from negative energy. Metallica was fueled by negative energy for 20 years. Now we've spent a lot of time working on ourselves and on our relationships, and we've turned that around. Now Metallica is fueled by positive energy that has manifested itself so it sounds like the album we've made."

Case in point: "Some Kind of Monster," with its bristling, time bomb refrain, and yet, underneath, a hint of affirmation: "This is the voice of silence no more." You begin to understand the able to conceive of an intensely personal triumph like *St. Anger*. For James the process obviously begins in a much quieter place than a recording studio. "It comes from us realizing the world doesn't revolve around Metallica. For me it began with "my name is James Hetfield." *St. Anger* means to me that now that we've found our serenity we're capable of making this monster of an album going full throttle all the time. Anger is an energy. It's a feeling. It's gotten a bad reputation, but it's what you do with it after that gives it its reputation. I could squeeze out sideways with rage and stuff the shit down, yet it can be such a source of strength. Metallica has always been about invading places where we don't belong. We just took down the barbed wire, that's all."

DISCOGRAPHY

KILL 'EM ALL	July 1983
RIDE THE LIGHTNING	August 1984
MASTER OF PUPPETS	February 1986
GARAGE DAYS RE-REVISITED	August 1987
...AND JUSTICE FOR ALL	August 1988
METALLICA	August 1991
LIVE SHIT: BINGE & PURGE	December 1993
LOAD	June 1996
RELOAD	November 1997
GARAGE INC.	November 1998
S&M	November 1999
ST. ANGER	June 2003

Metallica Web Site: www.metallica.com

Metallica Fan Club: www.metclub.com

Metallica Fan Club mailing address:

The Metallica Club
369-B Third St.
PMB #194
San Rafael, CA 94901

contents

6 frantic
14 St. anger
21 some kind of monster
31 dirty window
37 invisible kid
46 my world
54 shoot me again
65 sweet amber
74 the unnamed feeling
85 purify
90 all within my hands

103 guitar notation legend

FRANTIC



Copyright © 2003 Creeping Death Music (ASCAP), EMI Blackwood (Canada) Music Ltd. and Mahina Hoku Publishing
All Rights for EMI Blackwood (Canada) Music Ltd. and Mahina Hoku Publishing Controlled and Administered by EMI Blackwood Music Inc.
International Copyright Secured All Rights Reserved


Grs. 1 & 2
P.M.
18 15 12 0 0 0 0 17 0 0 0 0 0 0


P.M.
18 15 12 0 0 0 0 17 0 0 0 0 0 0


Gtr. 2 tacet
N.C.
Gtr. 1
mf
w/ clean tone
18 15 0 17 17 17 18 15 0 17 17 17 18 15 0 17 17 17


3rd time, half-time feel
N.C.
Riff B
Grs. 1 & 2
P.M.
f
w/ dist.
18 15 0 0 0 0 0 0 18 15 0 17 17 17 18 15 0 17 17 17

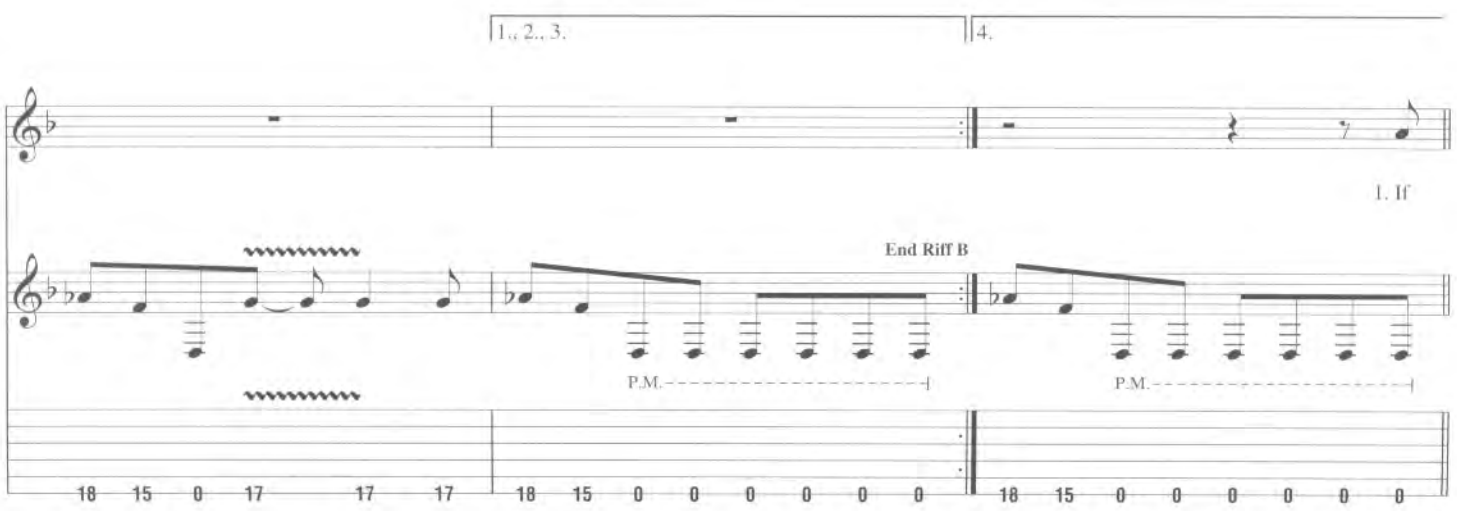
1., 2., 3.
4.
1. If
End Riff B
P.M.
P.M.
18 15 0 17 17 17 18 15 0 0 0 0 0 0 18 15 0 0 0 0 0 0


Verse
A♭5 F5 D5
A♭5 F5 D5
A♭5 F5 D5
I could have my wast - ed days back, would I use them to get
worn out al - ways be - ing a - fraid. an end - less stream of fear
Rhy. Fig. 1
P.M.
P.M.
P.M.


Gtr. 1: w/ Rhy. Fig. 1 (1st 3 meas.)
Gtr. 2: w/ Rhy. Fig. 1
A♭5 F5 D5
A♭5 F5 D5
A♭5 F5 D5
back on track, stop to warm at kar - mas burn - ing or
that I've made. Tread - ing wa - ter full of wor - ry, this
End Rhy. Fig. 1
P.M.


A♭5 F5 D5
A♭5 F5 D5
F5
E5
Gtr. 2
P.M.
look a - head but keep on turn - ing?
fran - tic, tick, tick, talk of hur - ry.
Do I have the strength to
Gtr. 1
Rhy. Fill 1
End Rhy. Fill 1
P.M.
P.M.

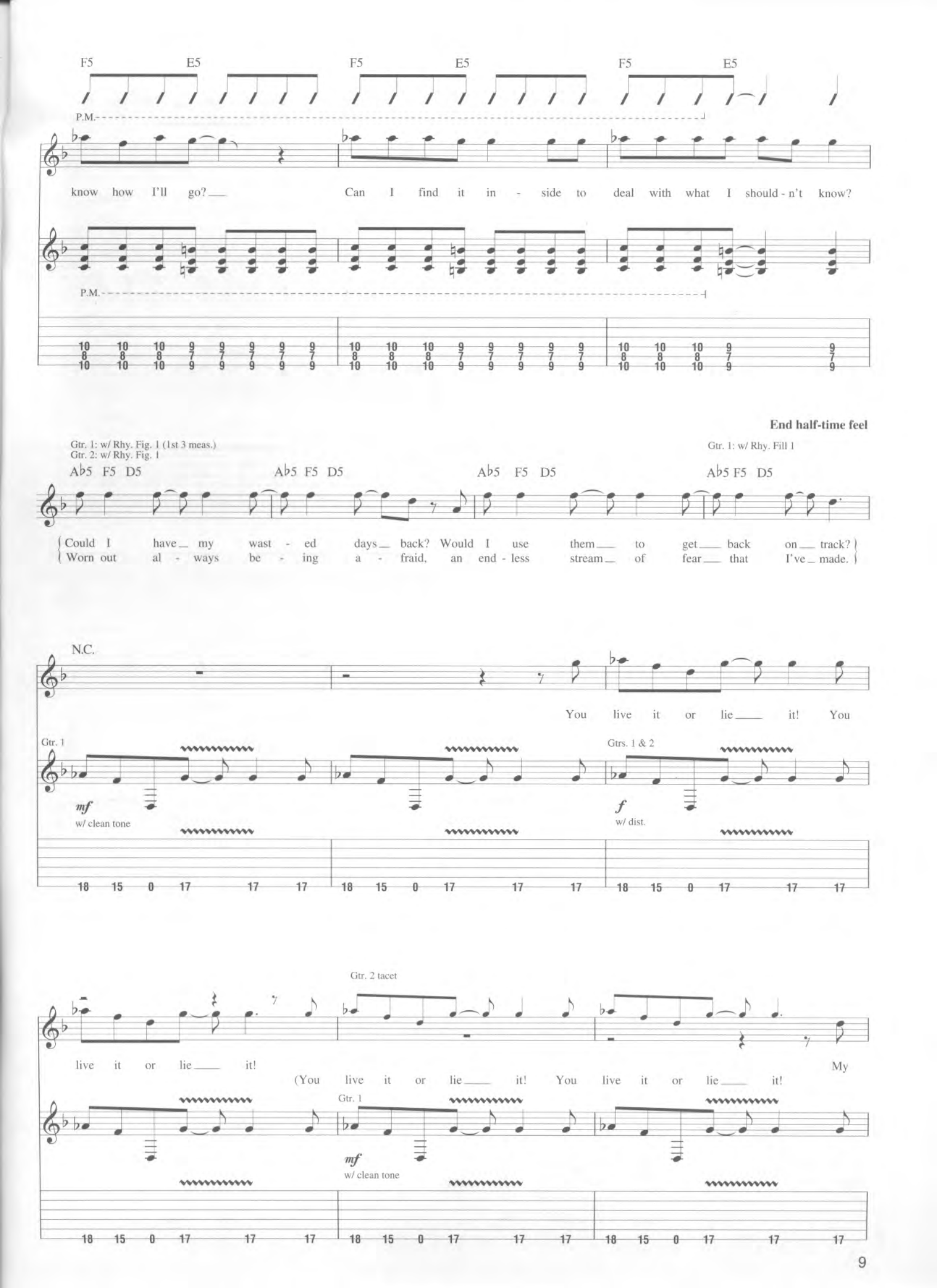
F5 E5 F5 E5 F5 E5
P.M.
know how I'll go? Can I find it in - side to deal with what I should - n't know?
P.M.
End half-time feel
Gtr. 1: w/ Rhy. Fig. 1 (1st 3 meas.)
Gtr. 2: w/ Rhy. Fig. 1
Gtr. 1: w/ Rhy. Fill 1
A♭5 F5 D5 A♭5 F5 D5 A♭5 F5 D5 A♭5 F5 D5
Could I have my wast - ed days back? Would I use them to get back on track?
Worn out al - ways be - ing a - fraid, an end - less stream of fear that I've made.
N.C.
You live it or lie it! You
Gtr. 1
mf
w/ clean tone
Gtrs. 1 & 2
f
w/ dist.
live it or lie it!
Gtr. 2 tacet
(You live it or lie it! You live it or lie it!
My
Gtr. 1
mf
w/ clean tone

Gtrs. 1 & 2: w/ Riff A

D5

life - style de - ter - mines my death - style. My life - style de - ter - mines my death - style.

Pre-Chorus

Half-time feel

G7♭9

Keep search - ing, keep on search - ing.

Gtr. 1 **Riff C**

mp

w/ clean tone

13 10 12 13 10 12

Gtr. 2 **Riff C1** **End Riff C1**

mp

w/ clean tone

let ring

Gtr. 2: w/ Riff C1 (3 times)

This search goes on, 1., 2. this search goes on. 3. on and on.

Gtr. 1 **End Riff C**

12 10 9 (9) 5 (5) 12 10 9 (9) 5

Gtr. 1: w/ Riff C

Keep search - ing, keep on search - ing.


End half-time feel
This search goes on,
1. this search goes on.
2., 3. on and on.
Chorus
N.C.
Fran - tic, tick, tick, tick, tock. Fran - tic, tick, tick, tick, tick, tick, tock.
Fran - tic, tick, tick, tick, tick, tick, tock.
Gtrs. 1 & 2
Riff D
End Riff D
f
w/ dist.
P.M.
18 18 15 17 0 0 0 18 18 15 17 0 0 0 18 18 15 17 0 0 0 18 18 15 17 17 12
To Coda
Gtrs. 1 & 2: w/ Riff D
Fran - tic, tick, tick, tick, tick, tick, tock. Fran - tic, tick, tick,
1.
2.
Gtrs. 1 & 2: w/ Riff B (2 times)
7
tick, tick, tick, tock!
2. I've tick, tick, tick, tock!
Interlude
2nd time, half-time feel
N.C.
*Gtrs. 1 & 2
Riff E
6 0 3 0 5 0
0 0 0 0 0 0 0 0 0 0
*Two gtrs. arr. for one
3rd time, end half-time feel
Play 3 times
End Riff E


Bridge
Gtr. 2: w/ Riff E (3 times)
N.C.
Do I have the strength to know how I'll go?
Gtr. 1
Riff F
P.M.
Can I find it in - side to deal with what I should - n't know?
End Riff F


1.
2.
Gtr. 1: w/ Riff F
3
Gtr. 1: w/ Riff E
Gtr. 2: w/ Riff A
2
Oh.
My


Gtr. 2: w/ Riff A (2 times)
D5
life - style de - ter - mines my death - style, a
(Birth is pain.
Gtr. 1
Riff G
P.M.

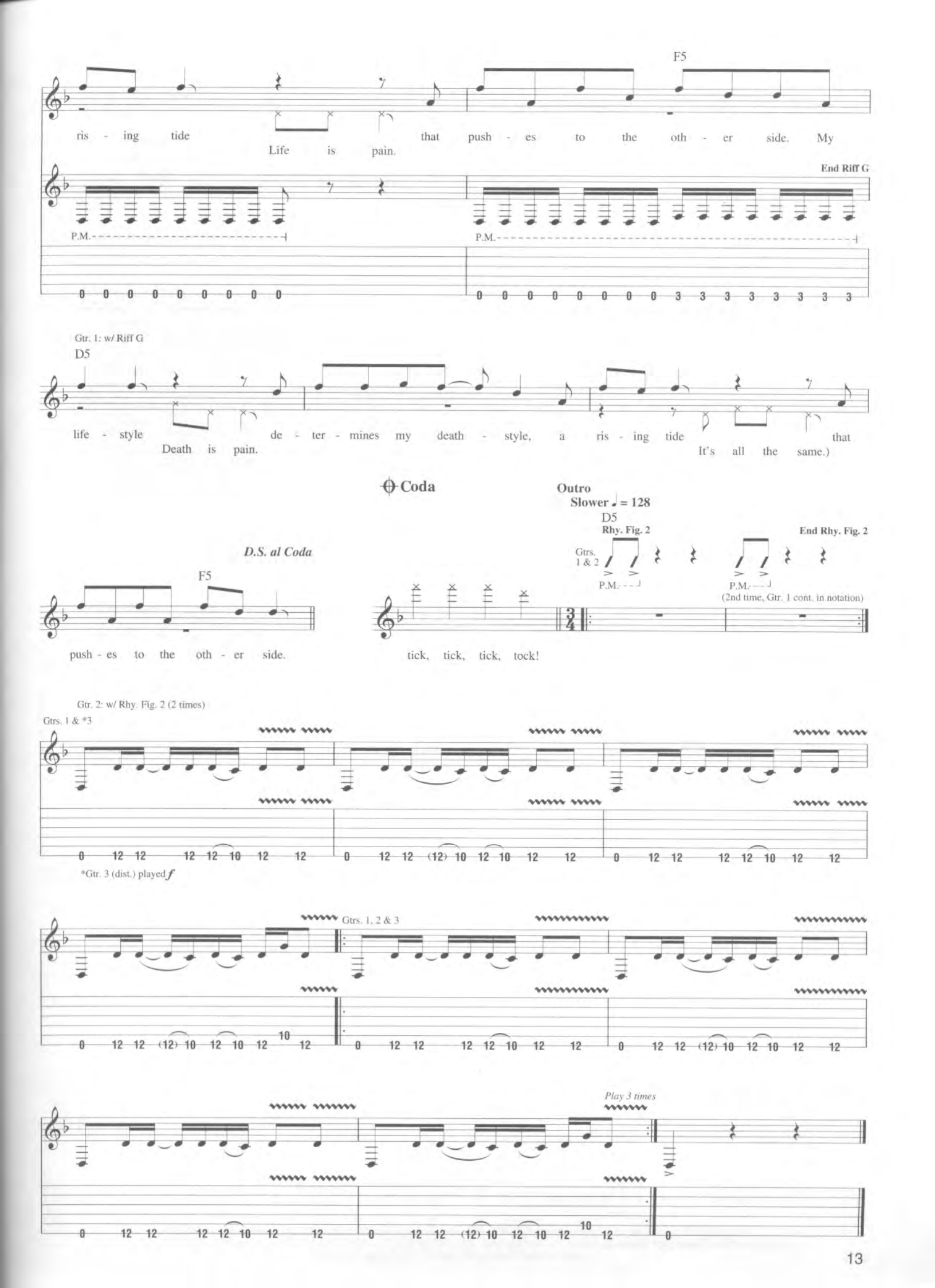
F5
ris - ing tide that push - es to the oth - er side. My
Life is pain.
End Riff G
P.M.
P.M.
Gtr. 1: w/ Riff G
D5
life - style de - ter - mines my death - style, a ris - ing tide that
Death is pain.
It's all the same.)
Coda
Outro
Slower ♩ = 128
D5
Rhy. Fig. 2
End Rhy. Fig. 2
Gtrs. 1 & 2
P.M.
P.M.
(2nd time, Gtr. 1 cont. in notation)
D.S. al Coda
F5
push - es to the oth - er side.
tick, tick, tick, tock!
Gtr. 2: w/ Rhy. Fig. 2 (2 times)
Gtrs. 1 & *3
*Gtr. 3 (dist.) played f
Gtrs. 1, 2 & 3
Play 3 times

ST. ANGER

Words and Music by
James Hetfield, Lars Ulrich,
Kirk Hammett and Bob Rock

Drop D tuning, down 1 step:
(low to high) C-G-C-F-A-D

Intro

Fast Rock ♩ = 196

N.C.

Gtr. 1 (clean)

Play 3 times

mf

P.M. P.M. P.M. P.M. P.M.

TAB

0 1 2 2 1 2 1 0 2 1 0 1 1 3 3 3 0 1 2 2 1 2 1 0 2

N.C.

Drums

Play 3 times

f w/ dist.

P.M. P.M. P.M. P.M.

Gtr. 2 (dist.)

f w/ dist.

P.M.

2 1 0 2 1 0 2 1 0 2 1 0 1 2 1 0 2

Gtr. 1

Riff A

End Riff A

Riff B

P.M. P.M. P.M. P.M. P.M. P.M.

1 2 2 1 2 1 0 2 1 0 2 1 0 2 1 0 1 1 3 3 3 0 1 2 2 1 2 1 0 2

Copyright © 2003 Creeping Death Music (ASCAP), EMI Blackwood (Canada) Music Ltd. and Mahina Hoku Publishing
All Rights for EMI Blackwood (Canada) Music Ltd. and Mahina Hoku Publishing Controlled and Administered by EMI Blackwood Music Inc.
International Copyright Secured All Rights Reserved


Play 3 times
P.M.
End Riff B
Riff C
End Riff C
N.C.
Gtrs. 1 & 2
Riff D
Double-time feel
Play 4 times
End Riff D
4th time, end double-time feel
Play 4 times
Riff E
End Riff E
Verse
Half time ♩ = 96
D
Csus2
B♭
Asus4
D5
1., 2. Saint An - ger 'round my neck. Saint An - ger 'round my neck.
Gtr. 1
mp
w/ clean tone
let ring
Riff F
End Riff F
Gtr. 2
Riff F1
End Riff F1

Gtrs. 1 & 2: w/ Riffs F & F1 (2 times)

D5 Csus2 B♭ Asus4 D5 Csus2 B♭ Asus4

He nev - er gets re - spect. Saint An - ger 'round my neck.

Pre-Chorus

*D5 C5 E(♭5)/B♭ A5

Saint An - ger 'round my neck.

(You flush it out, you flush it out.

Gtr. 2 **Riff G1** **End Riff G1**

f

w/ dist.

Gtr. 1 **Riff G** **End Riff G**

f

w/ dist.

*Chord symbols reflect overall harmony.

Gtrs. 1 & 2: w/ Riffs G & G1 (3 times)

D5 C5 E(♭5)/B♭ A5

He nev - er gets re - spect.

You flush it out, you flush it out.

D5 C5 E(♭5)/B♭ A5

Saint An - ger 'round my neck.

You flush it out, you flush it out.

D5 C5 E(♭5)/B♭ A5

He nev - er gets re - spect.

You flush it out, you flush it out.)


Interlude
Tempo I
D5
C5
E(♭5)/B♭
A5
Gtr. 2
Rhy. Fig. 1A
End Rhy. Fig. 1A
P.M.
Gtr. 1
Rhy. Fig. 1
End Rhy. Fig. 1


Gtrs. 1 & 2: w/ Rhy. Figs. 1 & 1A
D5
C5
E(♭5)/B♭
A5
1. Voc. tacet
2. Ooh!


Chorus
Double-time feel
D5
C5
E(♭5)/B♭
A5
Fuck it all and no re - grets, I hit the lights on these dark sets. I
Riff H
End Riff H
Gtr. 1
Gtr. 2
Riff H1
End Riff H1


Gtrs. 1 & 2: w/ Riffs H & H1 (7 times)
D5 C5 E(b5)/Bb A5
need a voice to let my - self, to let my - self go free.
Fuck it all and fuck - in' no re - grets, I hit the lights on these dark sets. Me -
dal - lion noose. I hang my - self. Saint An - ger 'round my neck. I
feel my world shake like an earth - quake.
Hard to see clear. Is it me? Is it fear? I'm
mad - ly in an - ger with you. I'm mad - ly in an - ger with you. I'm
To Coda 2
mad - ly in an - ger with you. I'm mad - ly in an - ger with you.
To Coda 1
Gtr. 2
Gtr. 1
divisi
Gtrs. 1 & 2
Gtr. 2 tacet
N.C.
Gtr. 1
P.M.
*Gtr. 2 to left of slash in tab.
D.S. al Coda 1
(take repeats)
Coda 1
**Gtr. 1
mf w/ clean tone
**Gtr. 2 tacet







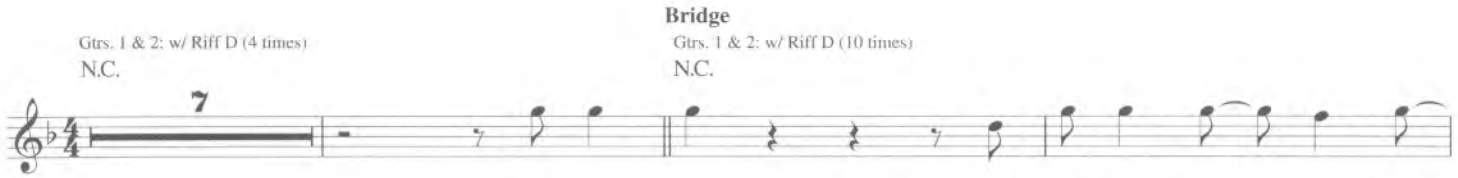

And I want my an - ger to be health -

- y. And I want my an - ger just for me.

And I need my an - ger not to con -

- trol. Yeah, and I want my an - ger to be me.

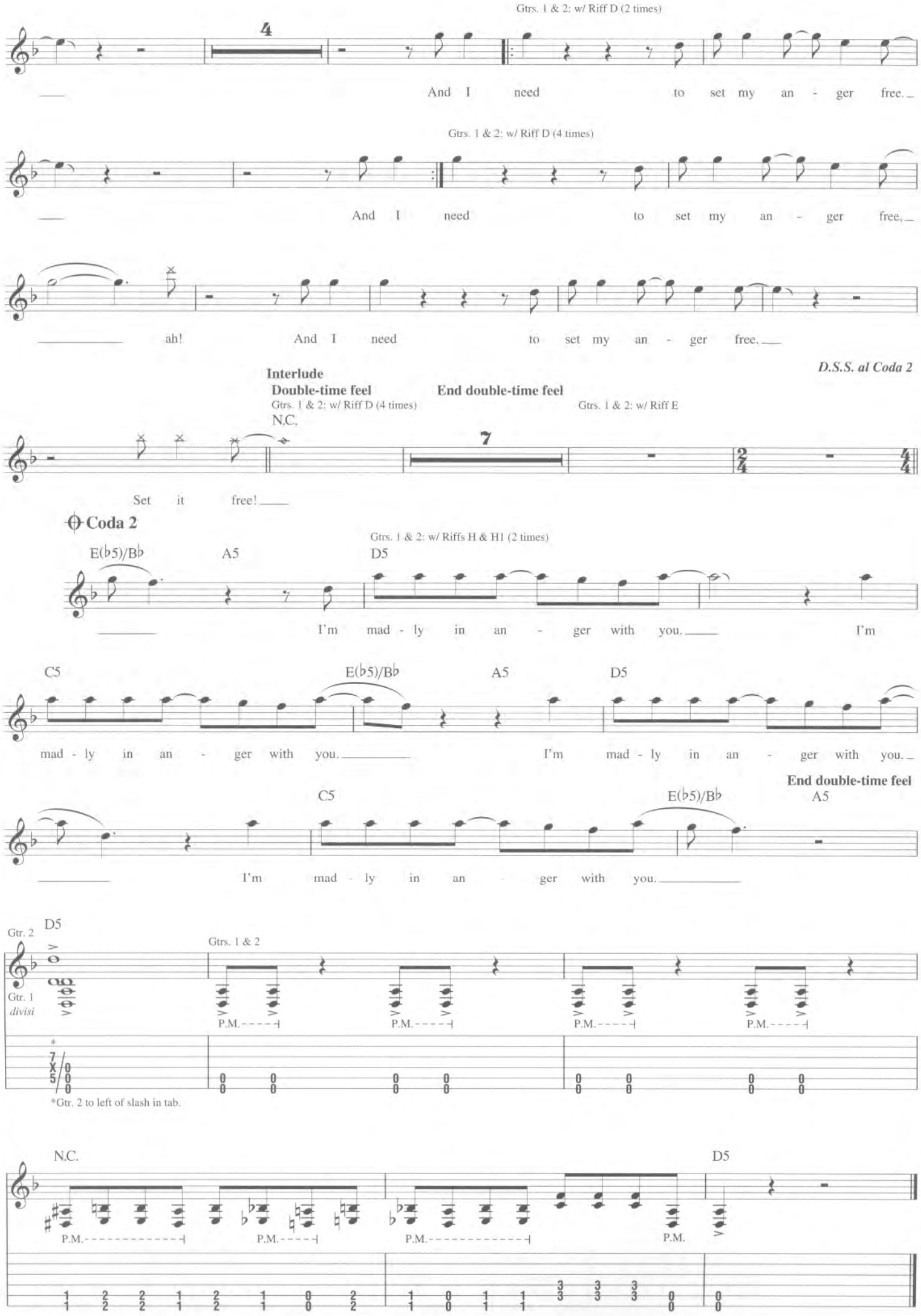
Gtrs. 1 & 2: w/ Riff D (2 times)
4
And I need to set my an - ger free.
Gtrs. 1 & 2: w/ Riff D (4 times)
And I need to set my an - ger free.
ah! And I need to set my an - ger free.
D.S.S. al Coda 2
Interlude
Double-time feel
Gtrs. 1 & 2: w/ Riff D (4 times)
N.C.
End double-time feel
Gtrs. 1 & 2: w/ Riff E
7
Set it free!
Coda 2
E(♭5)/B♭
A5
Gtrs. 1 & 2: w/ Riffs H & H1 (2 times)
D5
I'm mad - ly in an - ger with you.
I'm
C5
E(♭5)/B♭
A5
D5
mad - ly in an - ger with you.
I'm mad - ly in an - ger with you.
End double-time feel
C5
E(♭5)/B♭
A5
I'm mad - ly in an - ger with you.
Gtr. 2
D5
Gtrs. 1 & 2
Gtr. 1
divisi
P.M.
*Gtr. 2 to left of slash in tab.
N.C.
D5
P.M.

SOME KIND OF MONSTER

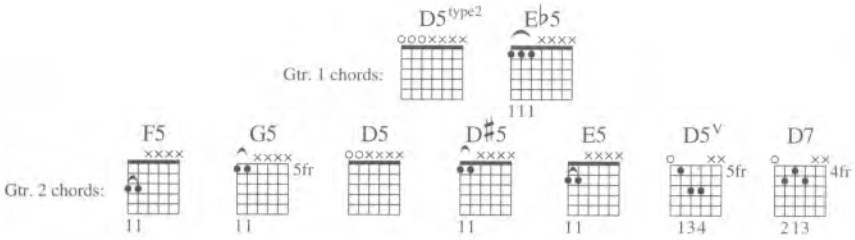

Words and Music by
James Hetfield, Lars Ulrich,
Kirk Hammett and Bob Rock

*Gtr. 1: 7-str. drop D tuning, down 1 step:
(low to high) C-C-G-C-F-A-D
Gtr. 2: Drop D tuning, down 1 step:
(low to high) C-G-C-F-A-D

Intro

Moderately slow Rock ♩ = 108

N.C.

Gtr. 1 (7-str.)



*Lowest two strings in unison.
**Lower vol. w/ gtr.'s knob.



***Vol. swell
†Lightly touch str. w/ L.H. finger while raising vol.



Copyright © 2003 Creeping Death Music (ASCAP), EMI Blackwood (Canada) Music Ltd. and Mahina Hoku Publishing
All Rights for EMI Blackwood (Canada) Music Ltd. and Mahina Hoku Publishing Controlled and Administered by EMI Blackwood Music Inc.
International Copyright Secured All Rights Reserved


Double-time feel
F5
G5 D
6
open
Rhy. Fig. 2
Gtr. 2
Gtr. 1
P.M.
F5
End Rhy. Fig. 2
Gtr. 2: w/ Rhy. Fig. 2 (5 times)
G5 D5
Harm.
End double-time feel
F5


G5 D5
F5
G5 D5
F5


G5 D5
F5
G5 D5
F5
1/2
P.M.


Gtr. 1
D5
Rhy. Fig. 3
F5
G5 D5
F5
G5
D5 F5 G5
D5
F5 G5
End Rhy. Fig. 3
F5
P.M.
Gtr. 2
Rhy. Fig. 3A
End Rhy. Fig. 3A


Gtr. 2: w/ Rhy. Fig. 2 (5 times)
Gtr. 1
G5 D5
F5
G5 D5
F5


G5 D5
F5
G5 D5
F5
grad. bend
1/2
P.M.
Double-time feel
End double-time feel
G5 D5
F5
G5 D
open
Gtr. 2
P.M.
Harm.
P.M.
Gtr. 2: w/ Rhy. Fig. 3A
D5
F5
G5 D5
F5
G5 D5 F5
G5
D5 F5 G5
P.M.
Gtr. 1
D5
Riff A
Play 3 times
End Riff A
Gtr. 2
Riff A1
End Riff A1
Verse
Gtr. 2: w/ Riff A1 (2 times)
D5
1. These are the eyes that can't see me, these are the hands that drop your trust.
3. This is the face that stones you cold, this is the mo - ment that needs to breathe.
Gtr. 1
Riff B
grad. bend
1/2
1

These are the boots that kick you a - round, this is the tongue that speaks on the in - side.
These are the claws that scratch these wounds, this is the pain that nev - er leaves.

End Riff B

grad. bend

1/2

grad. release

Gtr. 1: w/ Riff B

These are the ears that ring with hate, this is the face that - 'll nev - er change.
This is the tongue that whips you down, this is the bur - den of ev - 'ry man.

This is the fist that grinds you down,
These are the screams that pierce your skin,
this is the voice of si - lence no

N.C.

more.

Gtr. 1

P.M.

Gtr. 2

P.M.

Interlude

Dm7

1. *Voc. tacet*
2. Yeah! Yeah! Yeah! Yeah! Yeah! Yeah!

P.M.

D5

Yeah! Yeah!

P.M.

Verse

Gtr. 1: w/ Riff B
Gtr. 2: w/ Riff A1 (4 times)

D5

2. These are the legs in cir - cles run, this is the beat - ing you'll nev - er know.
4. This is the test of flesh and soul, this is the trap that smells so good.

These are the lips that taste no free - dom, this is the feel that's not so safe.
This is the flood that drains these eyes, these are the looks that chill to the bone.


Gtr. 1: w/ Riff A (2 times)
This is the face you'll nev - er change, this is the god that ain't so pure.
These are the fears that swing o - ver - head, these are the weights that hold you down.
This is the god that is not pure,
This is the end that will nev - er end,
this is the voice of si - lence no
D5
Rhy. Fig. 4A
D♯5 E5 D5
D♯5 E5
End Rhy. Fig. 4A
Gtr. 2
P.M.
(cont. in notation)
more.
Gtr. 1
Rhy. Fig. 4
End Rhy. Fig. 4


Pre-Chorus
N.C.
We the peo - ple,
are we the peo -
Gtr. 1
*2nd time, Gtr. 1 tacet on beat 1.
Gtr. 2


- ple? We the peo - ple,
Riff C
End Riff C
Riff C1
End Riff C1
Gtrs. 1 & 2: w/ Riffs C & C1
Gtrs. 1 & 2: w/ Rhy. Figs. 4 & 4A
D5 D#5 E5 D5 D#5 E5
are we the peo - ple?
Chorus
Gtrs. 1 & 2: w/ Rhy. Figs. 1 & 1A (2 times)
D5 F5 G5 D5 F5 G5 D5 F5 G5 D5 F5 G5 D5
Some kind of mon - ster.
F5 G5 D5 F5 G5 D5 F5 G5 D5 F5 G5 D5 F5 G5 D5 F5 G5 D5 F5 G5
Some kind of mon - ster. Some kind of
Interlude
Gtrs. 1 & 2: w/ Rhy. Figs. 3 & 3A (2 times)
D5 F5 G5 D5 F5 G5 D5 F5 G5 D5 F5 G5 D5 F5 G5 D5 F5 G5 D5 F5 G5
mon - ster. This mon - ster lives.
1.
Gtrs. 1 & 2: w/ Riffs A & A1 (3 times)
2.
Gtrs. 1 & 2: w/ Riffs A & A1 (1st meas.)
D5 F5 G5 D5 F5 G5 D5 F5 G5 D5 F5 G5 D5
6


Gtr. 1 tacet
N.C.
D5
E♭5
N.C.
Gtr. 1
D5 type2
E♭5
Gtr. 2
P.M.


Play 4 times
D5 type2
Rhy. Fig. 5
E♭5
D5 type2
E♭5
End Rhy. Fig. 5
P.M.
(4th time, cont. in notation)


Gtr. 1
D5 F5 D5 F5
Rhy. Fig. 6
D5 F5 D5 F5
P.M.
Gtr. 2
Rhy. Fig. 6A


D5 F5 D5 F5
D5 F5 D5 F5
End Rhy. Fig. 6
P.M.
End Rhy. Fig. 6A
(cont. in slashes)


Bridge
Gtr. 1: w/ Rhy. Fig. 6
2nd time, Gtr. 2: w/ Rhy. Fig. 6A
1st time, Gtr. 2 tacet
Gtr. 2
D5 F5 D5 F5
This is the cloud that swal - lows trust, this is the black that un - col - ors us.
This is the face that you hide from, this is the mask that comes un - done.
D5v D D5v D D5v D D5v D
open
P.M.
(Om - i - nous, I'm in us. Om - i - nous, I'm in us.
Gtr. 1
D7 D D7 D D7 D D7 D
1. 2.
Om - i - nous, I'm in us. Om - i - nous, I'm in us.) Om - i - nous, I'm in us.)
(cont. in notation)
Interlude
Gtr. 1: w/ Rhy. Fig. 5
N.C. D5 E♭5 N.C. D5 E♭5 D5type2 E♭5

Gtr. 1: w/ Riff C (1st meas.)
N.C.

Gtr. 1
D5 type2 E♭5 D5 type2 E♭5
P.M.

Gtrs. 1 & 2: w/ Riffs C & C1 (1 1/2 times)
N.C.

Are we the peo - ple?

Chorus

Gtrs. 1 & 2: w/ Rhy. Figs. 1 & 1A (2 times)
D5 F5 G5 D5 F5 G5 D5 F5 G5 D5 F5 G5 D5 F5 G5 D5 F5 G5 D5 F5 G5

Some kind of mon - ster. Some kind of

D5 F5 G5 D5 F5 G5 D5 F5 G5 D5 F5 G5 D5 F5 G5 D5 F5 G5 D5 F5 G5

mon - ster. Some kind of mon - ster. This mon - ster lives.

Outro

Gtrs. 1 & 2: w/ Rhy. Figs. 3 & 3A (2 times)
D5 F5 G5 D5 F5 G5 D5 F5 G5 D5 F5 G5 D5 F5 G5 D5

Gtrs. 1 & 2: w/ Riffs A & A1
F5 G5 D5 F5 G5 D5 F5 G5 D5

N.C.
Gtr. 1
*w/ harmonizer

*Set for a 4th lower

DIRTY WINDOW

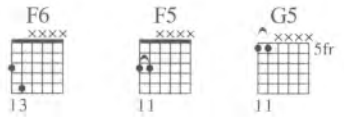

Words and Music by
James Hetfield, Lars Ulrich,
Kirk Hammett and Bob Rock

Drop D tuning, down 1/2 step:
(low to high) D♭-A♭-D♭-G♭-B♭-E♭

Intro
Moderate Rock ♩ = 136

Gtr. 1 (dist.) *E5/D

f P.M.

Riff A

P.M.

Gtr. 2 (dist.)

f P.M.

Riff A1

P.M.

*Chord symbols reflect implied harmony.

End Riff A

P.M.

End Riff A1

P.M.

(cont. in slashes)

Gtr. 2 tacet
N.C.

D
⑥
open

Gtr. 2 P.M.

Gtr. 1 **Riff B**

End Riff B

Copyright © 2003 Creeping Death Music (ASCAP), EMI Blackwood (Canada) Music Ltd. and Mahina Hoku Publishing
All Rights for EMI Blackwood (Canada) Music Ltd. and Mahina Hoku Publishing Controlled and Administered by EMI Blackwood Music Inc.
International Copyright Secured All Rights Reserved

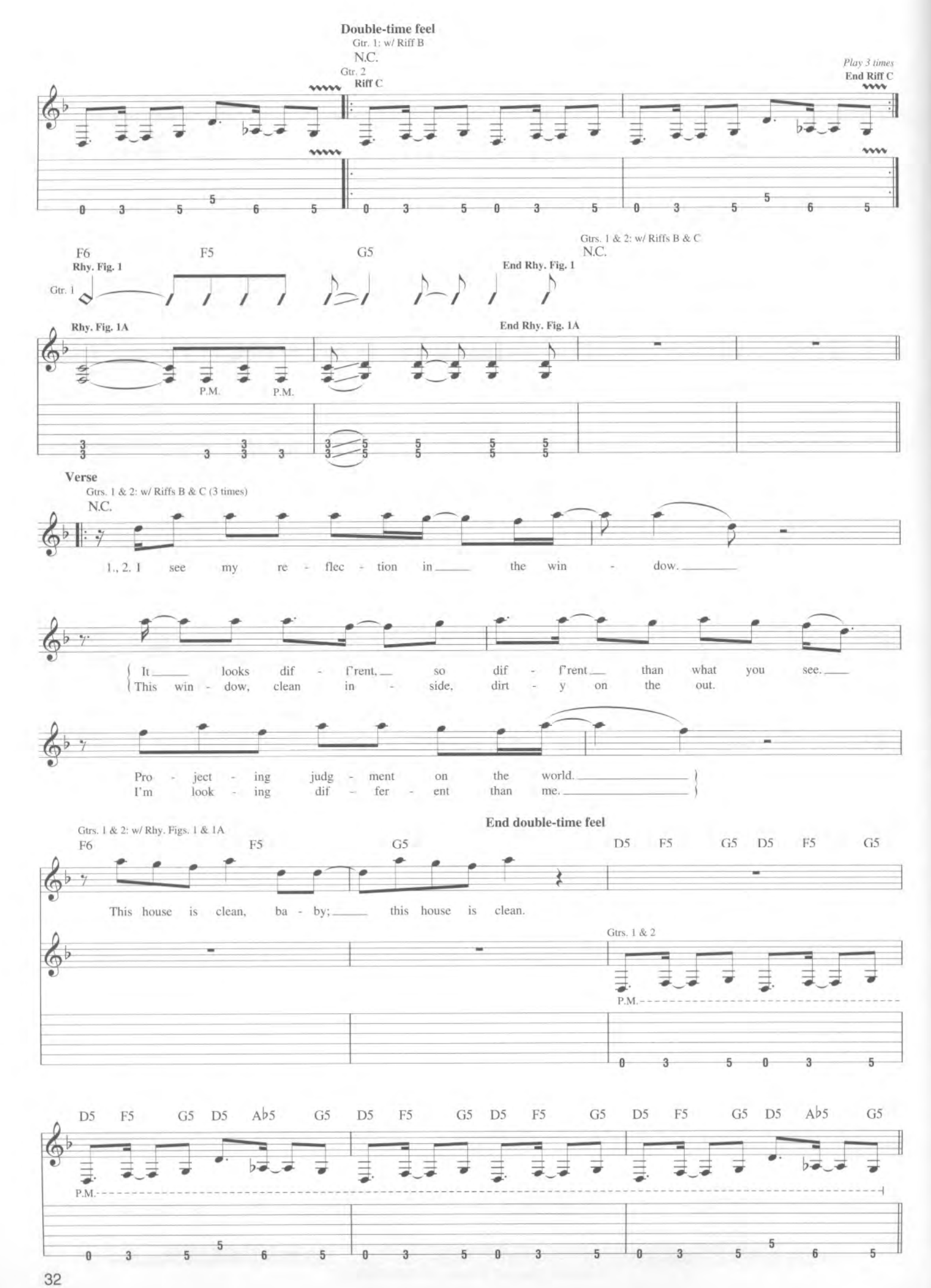
Double-time feel
Gtr. 1: w/ Riff B
N.C.
Gtr. 2
Riff C
Play 3 times
End Riff C
F6
F5
G5
Rhy. Fig. 1
Gtr. 1
End Rhy. Fig. 1
Gtrs. 1 & 2: w/ Riffs B & C
N.C.
Rhy. Fig. 1A
P.M.
P.M.
End Rhy. Fig. 1A
Verse
Gtrs. 1 & 2: w/ Riffs B & C (3 times)
N.C.
1., 2. I see my re - flec - tion in the win - dow.
It looks dif - f'rent, so dif - f'rent than what you see.
This win - dow, clean in - side, dirt - y on the out.
Pro - ject - ing judg - ment on the world.
I'm look - ing dif - fer - ent than me.
End double-time feel
Gtrs. 1 & 2: w/ Rhy. Figs. 1 & 1A
F6
F5
G5
D5 F5 G5 D5 F5 G5
This house is clean, ba - by; this house is clean.
Gtrs. 1 & 2
P.M.
D5 F5 G5 D5 A♭5 G5 D5 F5 G5 D5 F5 G5 D5 F5 G5 D5 A♭5 G5
P.M.


Pre-Chorus
Double-time feel
D5 F5 G5 D5 N.C. D5 F5 G5 N.C.
Am I who I think I am?
*Gtrs. 1 & 2
*Composite arrangement
D5 F5 G5 D5 N.C. D5 F5 G5 N.C.
Am I who I think I am?
End double-time feel
D5 F5 G5 D5 N.C. D5 F5 G5 N.C.
Am I who I think I am?
Oh, am I who I think I am?
Well,
Well, I
F5 A♭5 B♭5 F5 N.C. F5 A♭5 B♭5 N.C.
look out my win - dow and see it's gone wrong.
But


F5 A♭5 B♭5 F5 N.C. F5 A♭5 B♭5 F5 A♭5 B♭5
rit.
Court is in ses - sion and I slam my gav - el down.
court is in ses - sion and now I slam my gav - el
P.M.
rit.


A tempo
Double-time feel
Gtrs. 1 & 2: w/ Riffs B & C (2 times)
N.C.
3
down.
Chorus
F/A
C5
N.C.
I'm
Gtr. 3 (clean)
Riff D
mp


Gtr. 3: w/ Riff D
F/A
judge and I'm ju - ry and I'm ex - e - cu - tion - er too.
End Riff D


C5 N.C.
I'm judge and I'm ju - ry and I'm ex - e - cu - tion - er



*Gtr. 2 w/ DigiTech Whammy Pedal set for an octave lower (next 8 meas.)













D.S. al Coda

End double-time feel



Coda





Outro





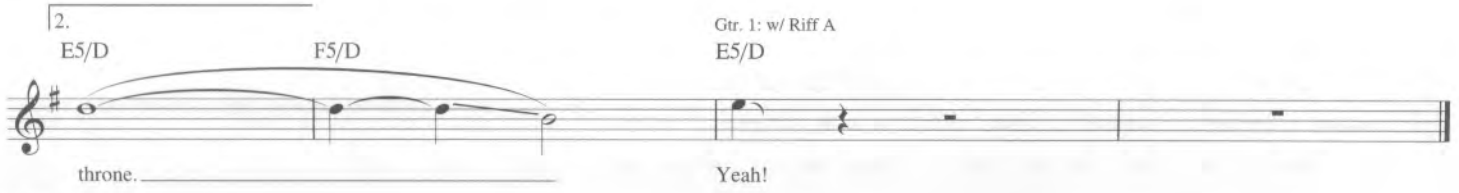

INVISIBLE KID

Words and Music by
James Hetfield, Lars Ulrich,
Kirk Hammett and Bob Rock

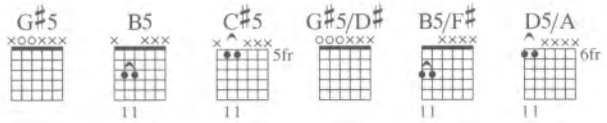

*Gtr. 1: Drop D tuning, down 3 steps:
(low to high) A♭-E♭-A♭-D♭-F-B♭
Gtr. 2: Tuning:
(low to high) D♯-G♯-D♯-F♯-A♯-D♯

Intro

Moderately fast Rock ♩ = 164



*Baritone gtr. arr. for standard gtr.
**Set for an octave lower
***Symbols in parentheses represent chord names respective to Gtr. 1. Symbols above reflect actual sounding chords.



Copyright © 2003 Creeping Death Music (ASCAP), EMI Blackwood (Canada) Music Ltd. and Mahina Hoku Publishing
All Rights for EMI Blackwood (Canada) Music Ltd. and Mahina Hoku Publishing Controlled and Administered by EMI Blackwood Music Inc.
International Copyright Secured All Rights Reserved


E♯ G♯ B5 C♯5 G♯5 B5 C♯5 G♯5 B5 C♯5
2fr.
Gtr. 2
Gtr. 1
P.M.
P.M.
P.M.


G♯5 B5 C♯5 G♯5
Gtr. 2 tacet
N.C.
Play 7 times
Riff A
P.M.
P.M.
P.M.


End Riff A
P.M.
P.M.
P.M.

Gtr. 1: w/ Riff A
G♯5/D♯
Rhy. Fig. 1
End Rhy. Fig. 1
Gtr. 2
(cont. in notation)

1. In -


Verse
Gtr. 1: w/ Riff A (3 3/4 times)
G♯5 (D5) B5 (F5) G♯5 (D5) B5 (F5) G♯5 (D5)
vis - i - ble kid, nev - er see what he did, got
Gtr. 2
Riff B
P.M.
P.M.
P.M.


Gtr. 2: w/ Riff B
B5 (F5) G♯5 (D5)
B5 (F5)
C♯5 (G5)
stuck where he hid, fall - en through the grid. In - vis - i - ble kid, got a
End Riff B
P.M.
1.
place of his own where he'll nev - er be known, in - ward he's grown. In -
2.
ward he's grown.
Gtr. 1
Rhy. Fig. 2
End Rhy. Fig. 2


Verse
Gtr. 1: w/ Rhy. Fig. 2
Gtrs. 1 & 2: w/ Riffs A & B (4 times)
B5 (F5) G♯5 (D5)
2. In - vis - i - ble kid, locked a - way in his brain from the
vis - i - ble kid, nev - er see what he did, got
shame and the pain, world down the drain. In - vis - i - ble kid, sus - pi - cious
stuck where he hid, fall - en through the grid. In - vis - i - ble kid, got a
C♯5 (G5)
of your touch, don't wan't no crutch but it's all too much. In -
place of his own where he'll nev - er be known, in - ward he's grown. In -

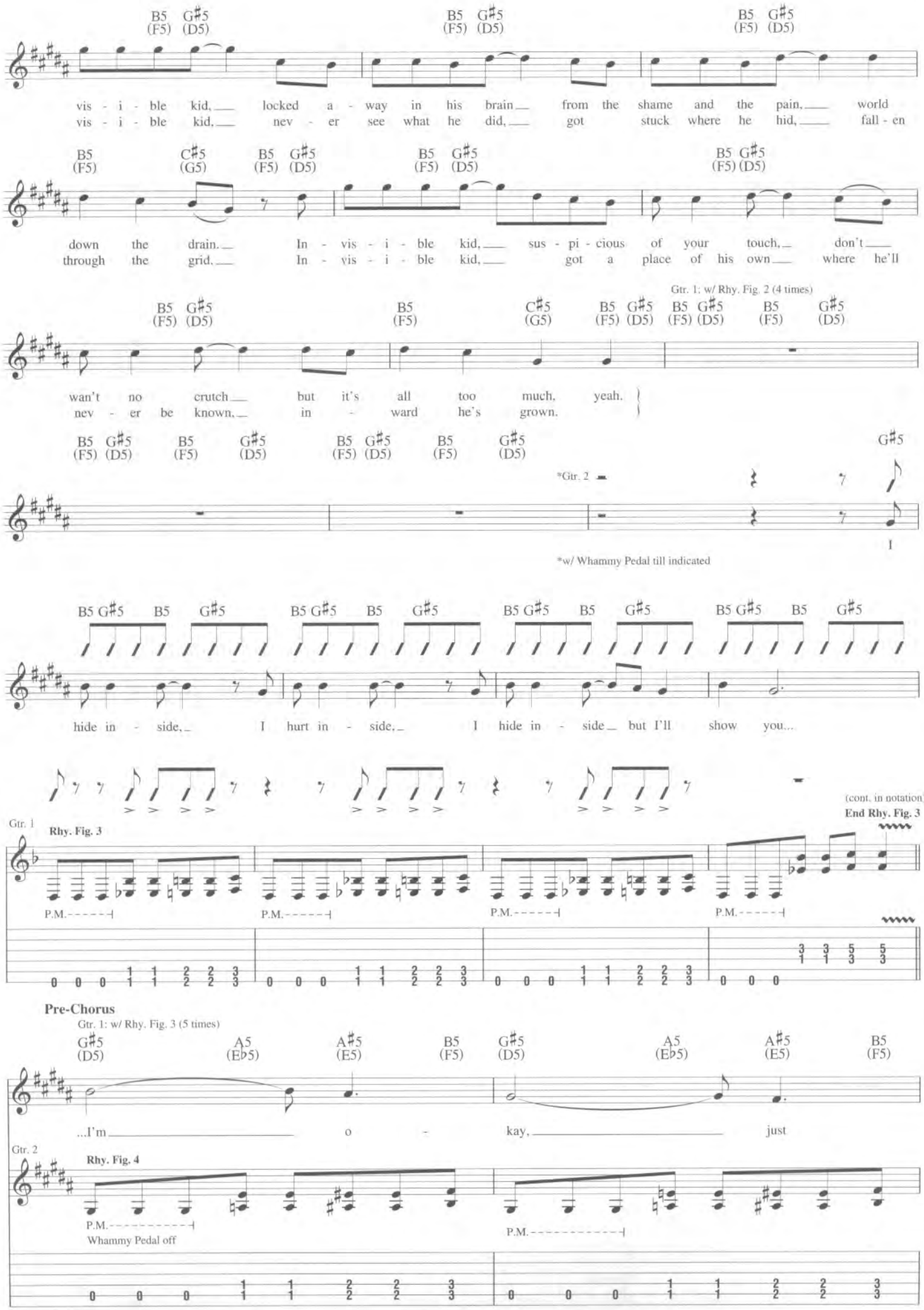
B5 (F5) G♯5 (D5)
vis - i - ble kid, locked a - way in his brain from the shame and the pain, world
vis - i - ble kid, nev - er see what he did, got stuck where he hid, fall - en
B5 (F5) C♯5 (G5) B5 (F5) G♯5 (D5)
down the drain. In - vis - i - ble kid, sus - pi - cious of your touch, don't
through the grid. In - vis - i - ble kid, got a place of his own where he'll
Gtr. 1: w/ Rhy. Fig. 2 (4 times)
B5 (F5) G♯5 (D5) B5 (F5) C♯5 (G5) B5 (F5) G♯5 (D5) B5 (F5) G♯5 (D5) B5 (F5) G♯5 (D5)
wan't no crutch but it's all too much, yeah.
nev - er be known, in - ward he's grown.
*Gtr. 2
G♯5
I
*w/ Whammy Pedal till indicated
B5 G♯5 B5 G♯5
hide in - side, I hurt in - side, I hide in - side but I'll show you...
(cont. in notation)
End Rhy. Fig. 3
Gtr. 1
Rhy. Fig. 3
P.M.
Pre-Chorus
Gtr. 1: w/ Rhy. Fig. 3 (5 times)
G♯5 (D5) A5 (E♭5) A♯5 (E5) B5 (F5)
...I'm o - kay, just
Gtr. 2
Rhy. Fig. 4
P.M.
Whammy Pedal off


G♯5 (D5) A5 (E♭5) A♯5 (E5) B5 (F5) G♯5 (D5) A5 (E♭5) B5 (F5)
go a - way.
End Rhy. Fig. 4
P.M.
P.M.
Gtr. 2: w/ Rhy. Fig. 4 (4 times)
In - to dis - tance let me fade.
2nd & 3rd times, Bkgd. Voc.: w/ Voc. Fig. 1
I'm o - kay, just go a - way.
I'm o - kay, but please don't stray too
far.
Chorus
Gtrs. 1 & 2: w/ Rhy. Figs. 3 & 4 (2 1/2 times)
O - pen your heart, I'm beat - ing right here. O - pen your mind, I'm be - ing
Voc. Fig. 1
(I'm o - kay. I'm... But
please don't stray too far.)


G♯5 (D5) A5 (E♭5) B5 (F5) G♯5 (D5) A5 (E♭5) A♯5 (E5) B5 (F5) G♯5 (D5) A5 (E♭5) A♯5 (E5) B5 (F5)
right here. O - pen your heart, I'm beat - ing right here.
(Right now!
G♯5 (D5) A5 (E♭5) A♯5 (E5) B5 (F5) G♯5 (D5) A5 (E♭5) B5 (F5) G♯5 (D5) A5 (E♭5) A♯5 (E5) B5 (F5)
O - pen your mind, I'm be - ing right here.
Right now!)
To Coda
1.
Gtr. 1: w/ Riff A
Gtr. 1: w/ Rhy. Fig. 1
G♯5 (D5) A5 (E♭5) A♯5 (E5) B5 (F5) N.C.
4
3
3. In -
2.
N.C.
Gtr. 2
Play 6 times
Riff C1
End Riff C1
(6th time, cont. in slashes)
Gtr. 1
Riff C
End Riff C


Gtr. 2: w/ Rhy. Fig. 5
N.C.
Oo.
Riff E
End Riff E
P.M.
P.M.
P.M.

Bridge


1st time, Gtr. 1: w/ Riff E (3 times)
2nd time, Gtr. 1: w/ Riff D (3 times)
N.C.
D5/A
(A♭5/E♭)
Ooh, what a good boy you are,
Ooh, ooh, un - plug - ging from it all, in -
Gtr. 2
Riff F
End Riff F
P.M.
P.M.
P.M.


1st time, Gtr. 2: w/ Rhy. Fig. 5
2nd time, Gtr. 2: w/ Riff F (3 times)
G♯5 (D5)
B5/F♯ (F5/C)
G♯5 (D5)
B5/F♯ (F5/C)
G♯5 (D5)
B5/F♯ (F5/C)
D5/A (A♭5/E♭)
out of the way and you kept to your - self.
vis - i - ble kid floats a - lone in his room.


1st time, Gtr. 2: w/ Riff F (2 times)
N.C.
Ooh, can't you see that he's not here?
Ooh, what a qui - et boy you are.


1st time, Gtr. 1: w/ Riff D
2nd time, Gtr. 1: w/ Riff E
1.
He does - n't want the at - ten - tion you give.
He looks so calm float - ing 'round

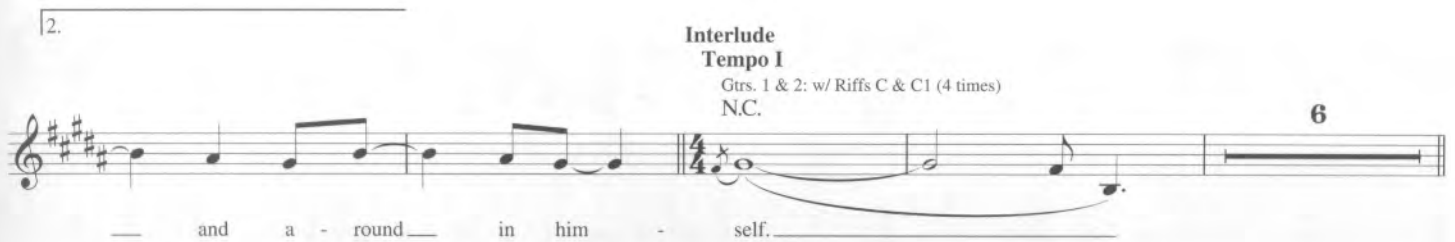
2.
Interlude
Tempo I
Gtrs. 1 & 2: w/ Riffs C & C1 (4 times)
N.C.
6
and a - round in him - self.


Gtr. 2
Play 3 times
G♯5
(D5)
Gtr. 1
P.M.
P.M.
P.M.




B5
(F5)
C♯5
(G5)
(cont. in slashes)





4. In -

Coda

Outro





MY WORLD

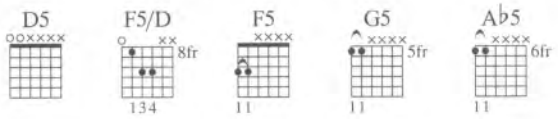

Words and Music by
James Hetfield, Lars Ulrich,
Kirk Hammett and Bob Rock

Drop D tuning, down 1 step:
(low to high) C-G-C-F-A-D

Intro

Fast Rock ♩ = 204

Gtrs. 1 & 2 — D5 — **Rhy. Fig. 1** — *f* — w/ dist. — P.M.

End Rhy. Fig. 1 — Gtr. 1: w/ Rhy. Fig. 1 — D5 — Gtr. 2 — P.M.

*E♭maj7♯5/D

*Bass plays D.

Gtr. 1 — D5 — **Riff A** — N.C. — **End Riff A** — P.M.

Gtr. 2 — **Riff A1** — P.M.

Gtr. 1: w/ Riff A (2 times) — *15ma* — *loco* — Gtr. 2 — Harm. — P.M.

End Riff A1 — *15ma* — *loco* — Harm. — P.M.

Pitches: B F♯ D A

Copyright © 2003 Creeping Death Music (ASCAP), EMI Blackwood (Canada) Music Ltd. and Mahina Hoku Publishing
All Rights for EMI Blackwood (Canada) Music Ltd. and Mahina Hoku Publishing Controlled and Administered by EMI Blackwood Music Inc.
International Copyright Secured All Rights Reserved



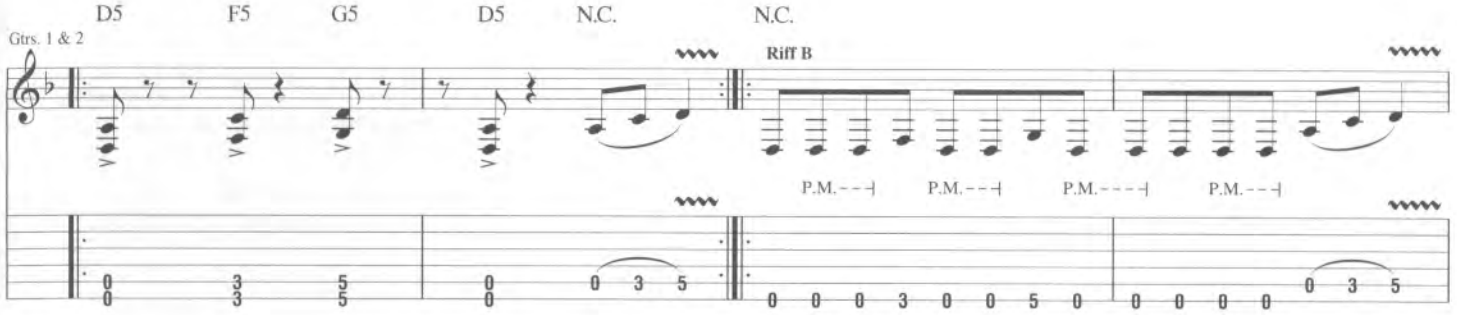



Verse

Gtrs. 1 & 2: w/ Riff B (2 times)



moth - er - fuck - ers got in my head. Try'n' to
3. Who's in charge of my head to - day?



make me some - one else in - stead. It's
Danc - in' dev - ils in an - gels' way. It's

Half-time-feel

w/ Bkgd. Voc. ad lib

D5

Gtr. 2

my world now. It's my world now. It's
my time now. It's my time now. It's

Gtr. 1

w/ clean tone

F5/D

End half-time feel

my world. It's my world.
my time. Yeah, it's my time.

dist. on

Verse

Gtrs. 1 & 2: w/ Riff B (4 times)

N.C. D5 F5 G5 F5 D5

2. Ma - ma, why's it rain - ing in my room?
4. Look out, moth - er - fuck - ers, here I come. I'm

N.C. D5 F5 G5 F5 D5

Cheer up, boy; clouds will move on soon.
gon - na make my head my home. The

N.C. D5 F5 G5 F5 D5

Heav - y fog got me lost in - side. I'm gon - na
sons - of - bitch - es try'n' to take my head. Try'n' to

N.C. D5 F5 G5 F5 D5

sit right back, en - joy this ride.
make me some - one else in - stead. Ooh.

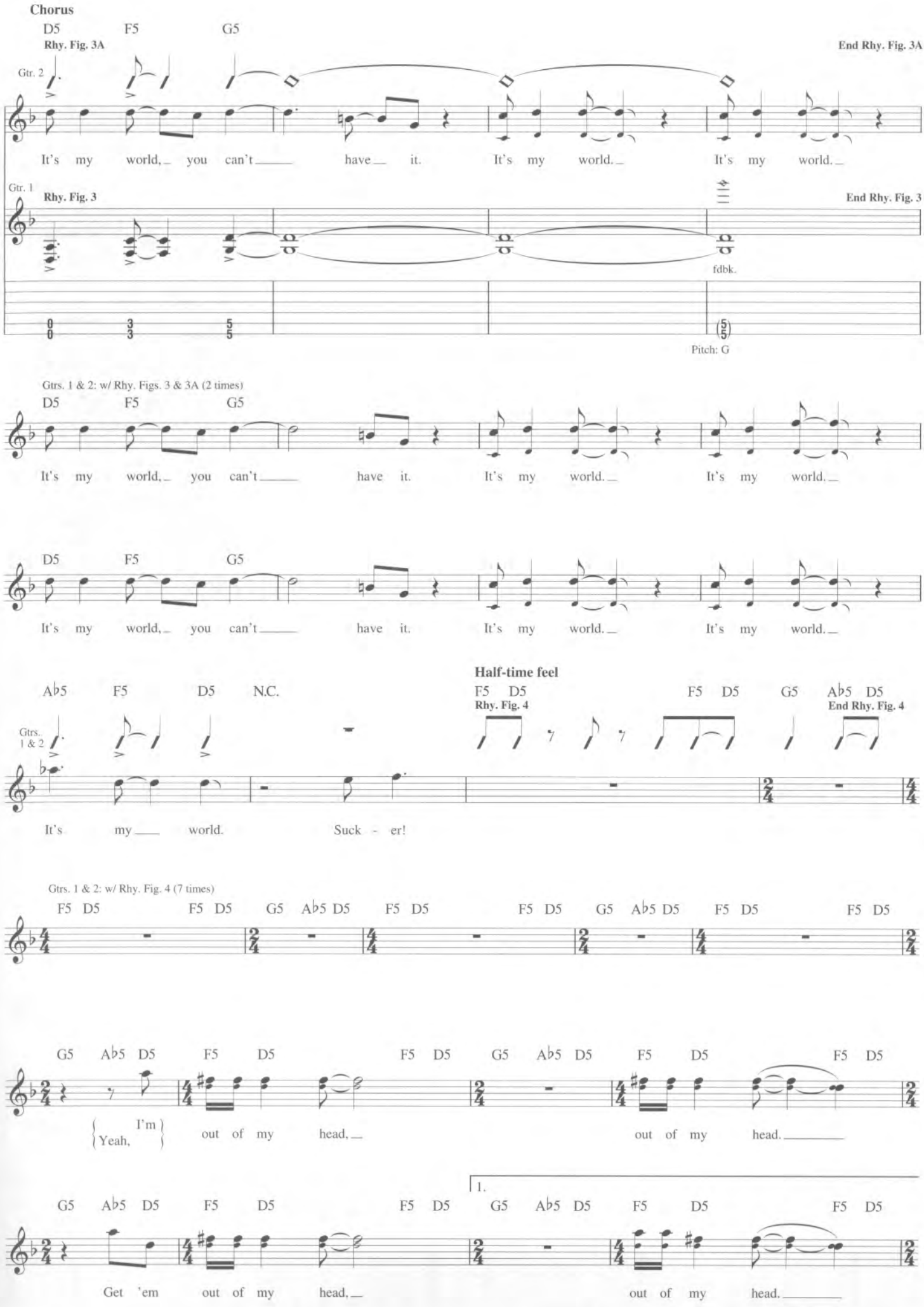
Chorus
D5 F5 G5
Rhy. Fig. 3A
End Rhy. Fig. 3A
Gtr. 2
It's my world, you can't have it. It's my world. It's my world.
Gtr. 1
Rhy. Fig. 3
End Rhy. Fig. 3
fdbk.
Pitch: G
Gtrs. 1 & 2: w/ Rhy. Figs. 3 & 3A (2 times)
D5 F5 G5
It's my world, you can't have it. It's my world. It's my world.
D5 F5 G5
It's my world, you can't have it. It's my world. It's my world.
Half-time feel
A♭5 F5 D5 N.C.
F5 D5 F5 D5 G5 A♭5 D5
Rhy. Fig. 4
End Rhy. Fig. 4
Gtrs. 1 & 2
It's my world. Suck - er!
Gtrs. 1 & 2: w/ Rhy. Fig. 4 (7 times)
F5 D5 F5 D5 G5 A♭5 D5 F5 D5 F5 D5 G5 A♭5 D5 F5 D5 F5 D5
G5 A♭5 D5 F5 D5 F5 D5 G5 A♭5 D5 F5 D5 F5 D5
Yeah, I'm out of my head, out of my head.
1.
G5 A♭5 D5 F5 D5 F5 D5 G5 A♭5 D5 F5 D5 F5 D5
Get 'em out of my head, out of my head.


Gtr. 1: w/ Riff A (4 times)
Gtr. 2: w/ Riff A1
G5 A♭5 D5 N.C.
Get 'em out! Ah, yeah. Whispered: Suck - er.
2.
Gtr. 2: w/ Rhy. Fig. 2 (2 times)
D5 F5 G5 D5 N.C. D5 F5 G5 D5 N.C. G5 A♭5 D5
get 'em
Interlude
End half-time feel
F5 D5 F5 D5 G5 A♭5 D5 F5 D5 F5 D5 G5 A♭5 D5
Rhy. Fig. 5
End Rhy. Fig. 5
Gtrs. 1 & 2
out of my head. Yeah, get 'em out.
Gtrs. 1 & 2: w/ Rhy. Fig. 5
F5 D5 F5 D5 G5 A♭5 D5
Play 3 times
Gtrs. 1 & 2: w/ Rhy. Fig. 4
F5 D5 F5 D5 G5 A♭5 D5
Play 4 times
Gtr. 2 tacet
D5 N.C.
Rhy. Fill 1
End Rhy. Fill 1
Gtr. 2
Whispered: Not on - ly do I not know the an - swer,
Gtr. 1
Riff C
End Riff C
w/ slight dist. P.M.
P.M.
P.M.
P.M.
Gtrs. 1 & 2: w/ Rhy. Fig. 4 (2 times)
F5 D5 F5 D5 G5 A♭5 D5 F5 D5 F5 D5 G5 A♭5 D5
I don't e - ven know what the ques - tion is.
Half-time feel
1st time, Gtr. 2: w/ Rhy. Fill 1
N.C. C5 D5 N.C. C5
Riff D
End Riff D
Riff E
End Riff E
Gtr. 1
Gtr. 1: w/ Riff D
Gtr. 2
P.M.
*w/ DigiTech Whammy Pedal
*Set for an octave lower


Bridge
Gtrs. 1 & 2: w/ Riffs D & E (14 times)
N.C. C5 N.C. C5 N.C.
God, it feels like it on - ly rains
C5 N.C. C5 N.C. C5 N.C.
on me. God, it feels
C5 N.C. C5 N.C. C5
like it on - ly rains on me.
(Like it on - ly rains on me.)
N.C. C5 N.C. C5 N.C.
God, it feels like it on - ly rains
C5 N.C. C5 N.C. C5
on me. God, it feels
(Like it on - ly rains on me. Oh, God,
End half-time feel
Gtrs. 1 & 2: w/ Riffs D & E (last meas.) (3 times)
N.C. C5 N.C. C5 N.C. C5 N.C. C5
like it on - ly rains on me.
oh, God, oh, God. Like it on - ly rains
Interlude
D D5 D D5
6
open
Rhy. Fig. 6
End Rhy. Fig. 6
Gtr. 1
P.M.
on me.)
Gtr. 2
P.M.

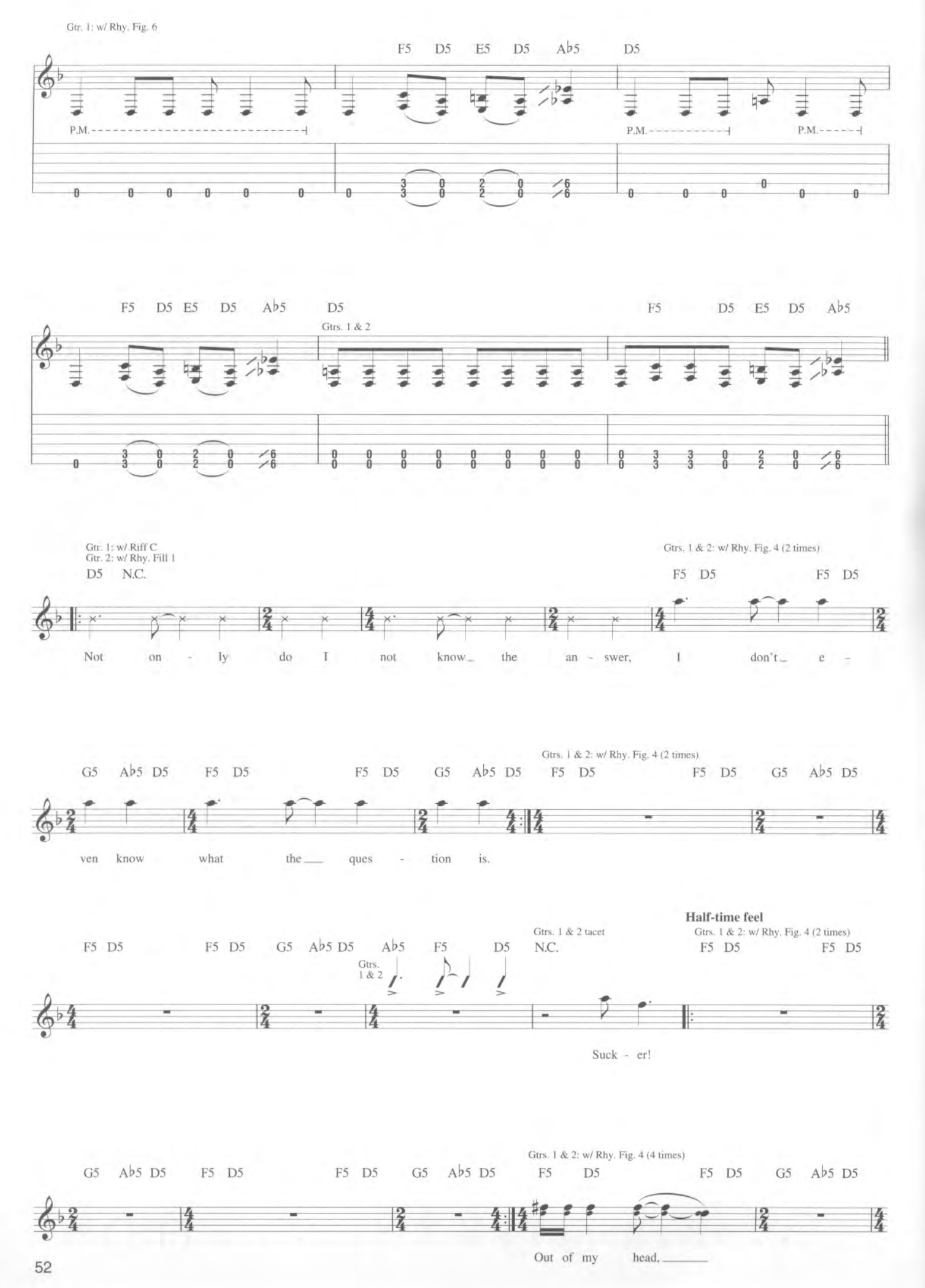
Gtr. 1: w/ Rhy. Fig. 6
F5 D5 E5 D5 A♭5 D5
P.M.
P.M.
P.M.
F5 D5 E5 D5 A♭5 D5
Gtrs. 1 & 2
F5 D5 E5 D5 A♭5
Gtr. 1: w/ Riff C
Gtr. 2: w/ Rhy. Fill 1
D5 N.C.
Gtrs. 1 & 2: w/ Rhy. Fig. 4 (2 times)
F5 D5 F5 D5
Not on - ly do I not know the an - swer, I don't e -
G5 A♭5 D5 F5 D5 F5 D5 G5 A♭5 D5
Gtrs. 1 & 2: w/ Rhy. Fig. 4 (2 times)
F5 D5 F5 D5 G5 A♭5 D5
ven know what the ques - tion is.
F5 D5 F5 D5 G5 A♭5 D5 A♭5 F5 D5
Gtrs. 1 & 2
Gtrs. 1 & 2 tacet
N.C.
Half-time feel
Gtrs. 1 & 2: w/ Rhy. Fig. 4 (2 times)
F5 D5 F5 D5
Suck - er!
Gtrs. 1 & 2: w/ Rhy. Fig. 4 (4 times)
G5 A♭5 D5 F5 D5 F5 D5 G5 A♭5 D5
F5 D5 F5 D5 G5 A♭5 D5
Out of my head,


F5 D5 F5 D5 G5 A♭5 D5 F5 D5 F5 D5 G5 A♭5 D5
out of my head. Out of my head, get 'em
Outro
End half-time feel
F5 D5 F5 D5 G5 A♭5 D5 D5
Gtrs. 1 & 2
(cont. in notation)
out of my head. Get 'em out!
D5 N.C.
Riff F
D5
Play 4 times
End Riff F
P.M.
Gtrs. 1 & 2: w/ Riff F (4 times)
D5 N.C.
Gtr. 1
P.S. steady gliss.
15ma
loco
Gtr. 2
Harm.
Pitches: F♯ D
D5 N.C. D5
E - nough's e - nough, e - nough's e - nough, e - nough's e - nough,
N.C. D5 N.C.
e - nough's e - nough, e - nough's e - nough, e - nough's e - nough, e - nough's e - nough,
Gtr. 2 tacet
D5 A♭5 F5 D5 D
Gtrs. 1 & 2
Gtr. 1
open
P.M.
e - nough's e - nough!

SHOOT ME AGAIN

Words and Music by
James Hetfield, Lars Ulrich,
Kirk Hammett and Bob Rock

Drop D tuning, down 1 step:
(low to high) C-G-C-F-A-D

Intro

Moderate Rock ♩ = 116

N.C.

Gtr. 1 (dist.)

Riff A **End Riff A**

mf

w/ wah-wah

*+ = closed (toe down); ○ = open (toe up)

Gtr. 1: w/ Riff A

D5 N.C.

Gtr. 2 (dist.)

f

Gtr. 1

f

wah-wah off

Gtr. 2

P.M. P.M. P.M. P.M. P.M. P.M.

Copyright © 2003 Creeping Death Music (ASCAP), EMI Blackwood (Canada) Music Ltd. and Mahina Hoku Publishing
All Rights for EMI Blackwood (Canada) Music Ltd. and Mahina Hoku Publishing Controlled and Administered by EMI Blackwood Music Inc.
International Copyright Secured All Rights Reserved


1.
P.M.
2.
D5
E♭5 D5
E♭5
Rhy. Fig. 1
Rhy. Fig. 1A


D5 E♭5 D5 E♭5 D5 E♭5 D5 E♭5
P.M.
P.M.
P.M.
P.M.
P.M.
P.M.
P.M.
P.M.

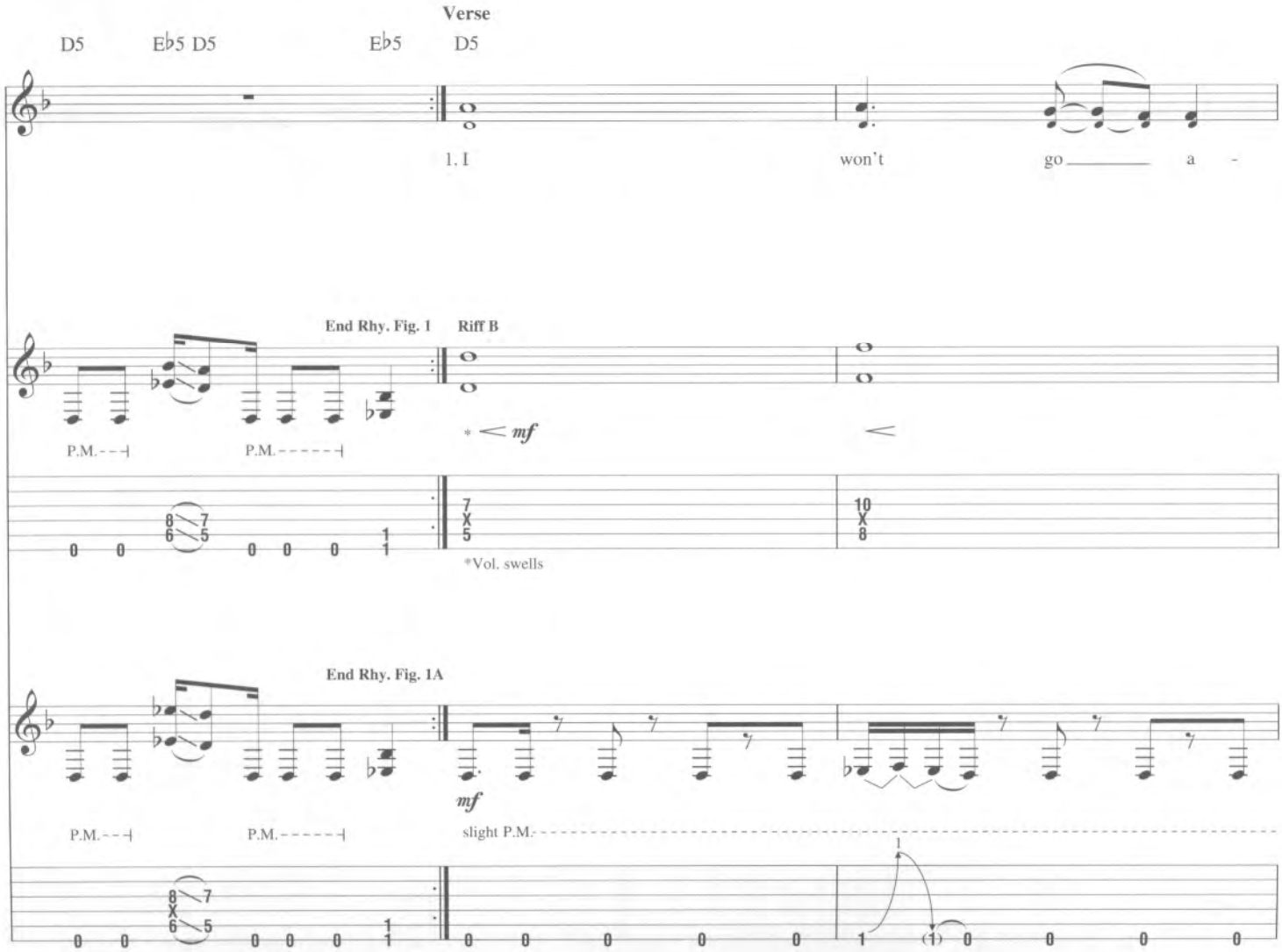
Verse
D5 E♭5 D5 E♭5 D5
1. I won't go a -
End Rhy. Fig. 1
Riff B
mf
*Vol. swells
End Rhy. Fig. 1A
mf
P.M.
P.M.
slight P.M.



Interlude

Gtrs. 1 & 2: w/ Rhy. Figs. 1 & 1A



Verse

Gtrs. 1 & 2: w/ Riffs B & C (2 times)




D5
E♭5
E♭(♭5)
Stand tall till it fades.
Pre-Chorus
N.C.
Rhy. Fig. 2
Gtrs. 1 & 2
D5 F5 E♭5 E5 F5
Shoot me a - gain, I ain't dead yet.
Come on, Go on,
*Played by Gtr. 2 only.
N.C.
D5 F5 E♭5 E5 F5
End Rhy. Fig. 2
shoot me a - gain, I ain't dead yet.
I said, Yeah,
Gtrs. 1 & 2: w/ Rhy. Fig. 2
N.C.
D5 F5 E♭5 E5 F5
shoot me a - gain, I ain't dead yet, uh. Come on,
N.C.
D5 F5 E♭5 E5 F5
shoot me a - gain, I ain't dead yet, uh.
Come on! I said...
D5
Gtr. 2
Shoot me a - gain, shoot me a - gain, shoot me. come on..
Shoot me a - gain, shoot me a - gain, come on!
Gtr. 1
Riff D
End Riff D

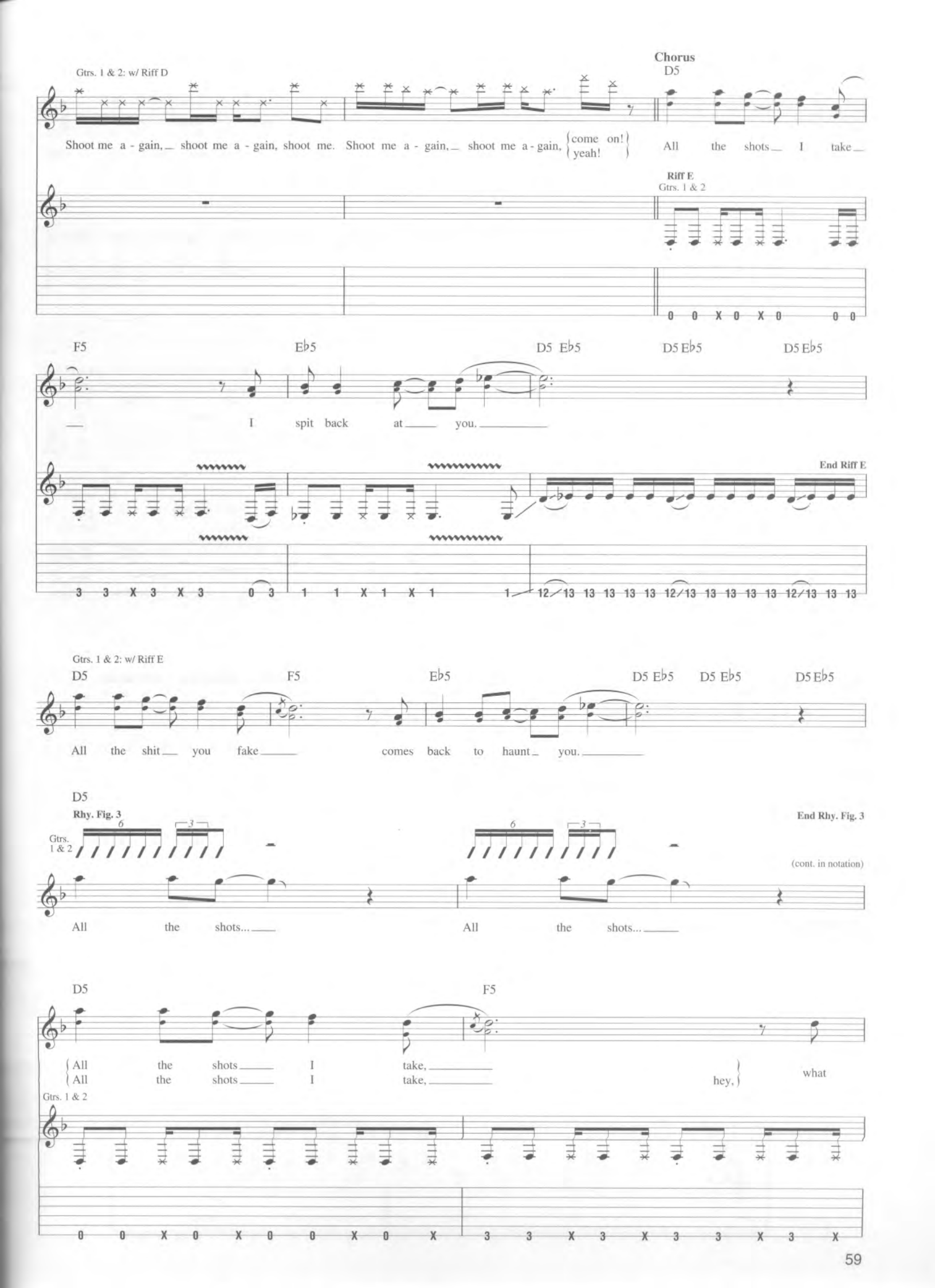
Gtrs. 1 & 2: w/ Riff D
Chorus
D5
Shoot me a - gain, shoot me a - gain, shoot me. Shoot me a - gain, shoot me a - gain, {come on! / yeah!}
All the shots I take
Riff E
Gtrs. 1 & 2
F5
E♭5
D5 E♭5
D5 E♭5
D5 E♭5
I spit back at you.
End Riff E
Gtrs. 1 & 2: w/ Riff E
D5
F5
E♭5
D5 E♭5
D5 E♭5
D5 E♭5
All the shit you fake
comes back to haunt you.
D5
Rhy. Fig. 3
End Rhy. Fig. 3
Gtrs. 1 & 2
(cont. in notation)
All the shots...
All the shots...
D5
F5
{All the shots I take, / All the shots I take,}
hey,
what
Gtrs. 1 & 2

2nd time, Bkgd. Voc.: w/ Voc. Fig. 1

E♭5 D5 E♭5 D5 E♭5 D5 E♭5 D5

dif - f'rence did I make? All the shots I take,

1 1 X 1 X 1 1 X 1 12/13 13 13 13 13 13 12/13 13 13 13 13 13 12/13 13 13 0 0 X 0 X 0 0 X 0 X

F5 E♭5 D5 E♭5 D5E♭5 D5

I spit back at you. Oh, whoa,

3 3 X 3 X 3 3 X 3 X 1 1 X 1 X 1 1 X 1 12/13 13 13 13 13 13 12/13 13 13 13 13 13 12

Interlude

To Coda

Gtrs. 1 & 2: w/ Rhy. Figs. 1 & 1A

D5 E♭5 D5 E♭5 D5 E♭5 D5 E♭5 D5 E♭5 D5 E♭5 D5 E♭5

oh, ah!

Voc. Fig. 1

(What dif - f'rence did I make?)


Verse
Gtrs. 1 & 2: w/ Riffs B & C (2 times)
D5 E♭5 E♭(♭5)
3. I won't go a - way, (with a bul - let in my back.
D5 E♭5 E♭(♭5)
Right, right here I'll stay with a bul - let in my back.)
Interlude
Gtrs. 1 & 2: w/ Rhy. Figs. 1 & 1A
D5 E♭5 D5 E♭5 D5 E♭5 D5 E♭5 D5 E♭5 D5 E♭5 D5 E♭5 D5 E♭5
Shoot me. Shoot me. Mm, shoot me. Shoot me.
(Take a shot. Take a shot. Take a shot. Take a shot.)
Verse
Gtrs. 1 & 2: w/ Riffs B & C (2 times)
D5 E♭5 E♭(♭5)
4. I'll stand on my own, (with a bul - let in my back.
D5 E♭5 E♭(♭5)
D.S. al Coda
I'm strand - ed and sold, with a bul - let in my back, ah.)
Coda
Gtr. 1: w/ Riff A (1st meas.)
D5 N.C. N.C.
Gtr. 2 Rhy. Fill 1
End Rhy. Fill 1
Gtrs. 1 & 2
P.M.
P.M.
P.M.
P.M.
P.M.
P.M.


P.M.
P.M.
P.M.
P.M.
P.M.
P.M.


D5 N.C.
Gtr. 1 tacet
D5 E♭5 D5 E♭5 D5
Gtr. 2
P.M.
P.M.
P.M.
P.M.


E♭5 D5 E♭5 D5 D5
Gtr. 1
P.M.
P.M.


Gtrs. 1 & 2: w/ Rhy. Figs. 4 & 4A
D5 E♭5 D5 E♭5 D5
D5
Rhy. Fig. 4
End Rhy. Fig. 4
P.M.
P.M.
P.M.
P.M.
Rhy. Fig. 4A
End Rhy. Fig. 4A
P.M.
P.M.
P.M.
P.M.


Bridge
E♭5 D5 E♭5 D5 D5 E♭5 D5 E♭5 D5 E♭5 D5 E♭5 D5 E♭5 D5 E♭5
Rhy. Fig. 5
End Rhy. Fig. 5
Gtrs. 1 & 2
Yeah. I bite my tongue, try - ing not to shoot back.


Gtrs. 1 & 2: w/ Rhy. Figs. 4 & 4A
D5 E♭5 D5 E♭5 D5 E♭5 D5 E♭5 D5
Gtrs. 1 & 2: w/ Rhy. Fig. 5
E♭5 D5 E♭5 D5 E♭5
No com - pro - mise, my


Gtrs. 1 & 2: w/ Rhy. Figs. 4 & 4A
D5 E♭5 D5 E♭5 D5 E♭5 D5 E♭5 D5 E♭5 D5 E♭5 D5 E♭5 D5
heart won't pump the oth - er way.
E♭(♭5)/D
Gtrs. 1 & 2
let ring
D7
Riff F
End Riff F
P.M.
Gtrs. 1 & 2: w/ Riff F
D7
Wake the sleep - ing gi - ant, wake the beast. Wake the sleep - ing dog, no, let him sleep.
(No!)
Gtrs. 1 & 2: w/ Rhy. Fig. 5
D5 E♭5 D5 E♭5 D5 E♭5 D5 E♭5 D5 E♭5 D5 E♭5 D5
Gtrs. 1 & 2
Bite my tongue, try - ing not to shoot back.
Chorus
Gtr. 2: w/ Rhy. Fig. 5 (1st meas.)
D5 D5 F5
Gtr. 1
(cont. in notation)
All the shots I take I
Rhy. Fig. 6
Gtrs. 1 & 2

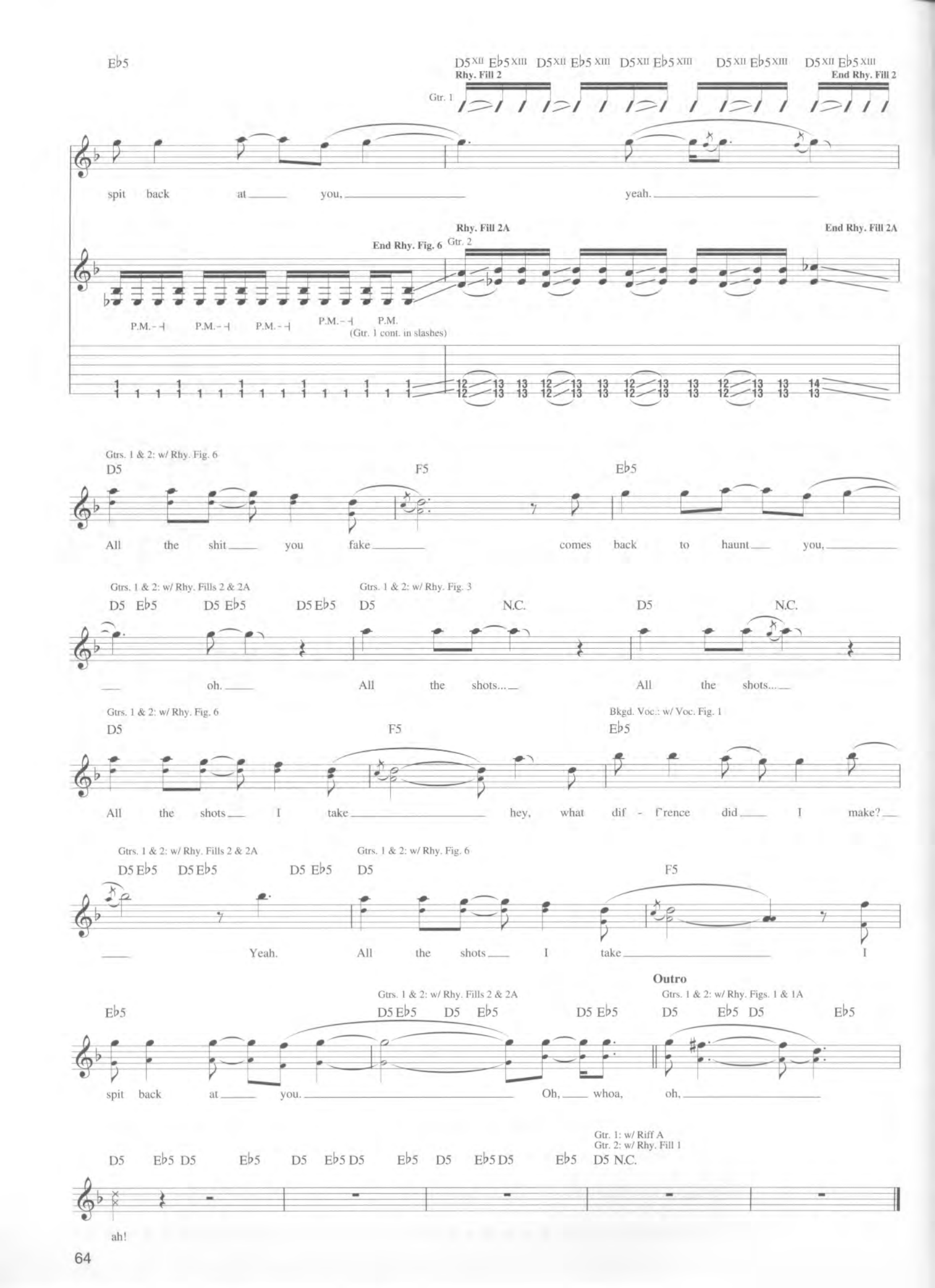
E♭5
D5 XII E♭5 XIII D5 XII E♭5 XIII D5 XII E♭5 XIII D5 XII E♭5 XIII D5 XII E♭5 XIII
Rhy. Fill 2
End Rhy. Fill 2
Gtr. 1
spit back at you, yeah.
Rhy. Fill 2A
End Rhy. Fill 2A
End Rhy. Fig. 6
Gtr. 2
P.M.
(Gtr. 1 cont. in slashes)
Gtrs. 1 & 2: w/ Rhy. Fig. 6
D5 F5 E♭5
All the shit you fake comes back to haunt you,
Gtrs. 1 & 2: w/ Rhy. Fills 2 & 2A
D5 E♭5 D5 E♭5 D5 E♭5
oh.
Gtrs. 1 & 2: w/ Rhy. Fig. 3
D5 N.C. D5 N.C.
All the shots... All the shots...
Gtrs. 1 & 2: w/ Rhy. Fig. 6
D5 F5
All the shots I take hey, what dif - f'rence did I make?
Bkgd. Voc.: w/ Voc. Fig. 1
E♭5
Gtrs. 1 & 2: w/ Rhy. Fills 2 & 2A
D5 E♭5 D5 E♭5 D5 E♭5
Yeah.
Gtrs. 1 & 2: w/ Rhy. Fig. 6
D5 F5
All the shots I take I
Outro
E♭5
Gtrs. 1 & 2: w/ Rhy. Fills 2 & 2A
D5 E♭5 D5 E♭5 D5 E♭5
spit back at you. Oh, whoa,
Gtrs. 1 & 2: w/ Rhy. Figs. 1 & 1A
D5 E♭5 D5 E♭5
oh,
Gtr. 1: w/ Riff A
Gtr. 2: w/ Rhy. Fill 1
D5 E♭5 D5 E♭5 D5 E♭5 D5 E♭5 D5 E♭5 D5 E♭5 D5 N.C.
ah!

SWEET AMBER

Words and Music by
James Hetfield, Lars Ulrich,
Kirk Hammett and Bob Rock

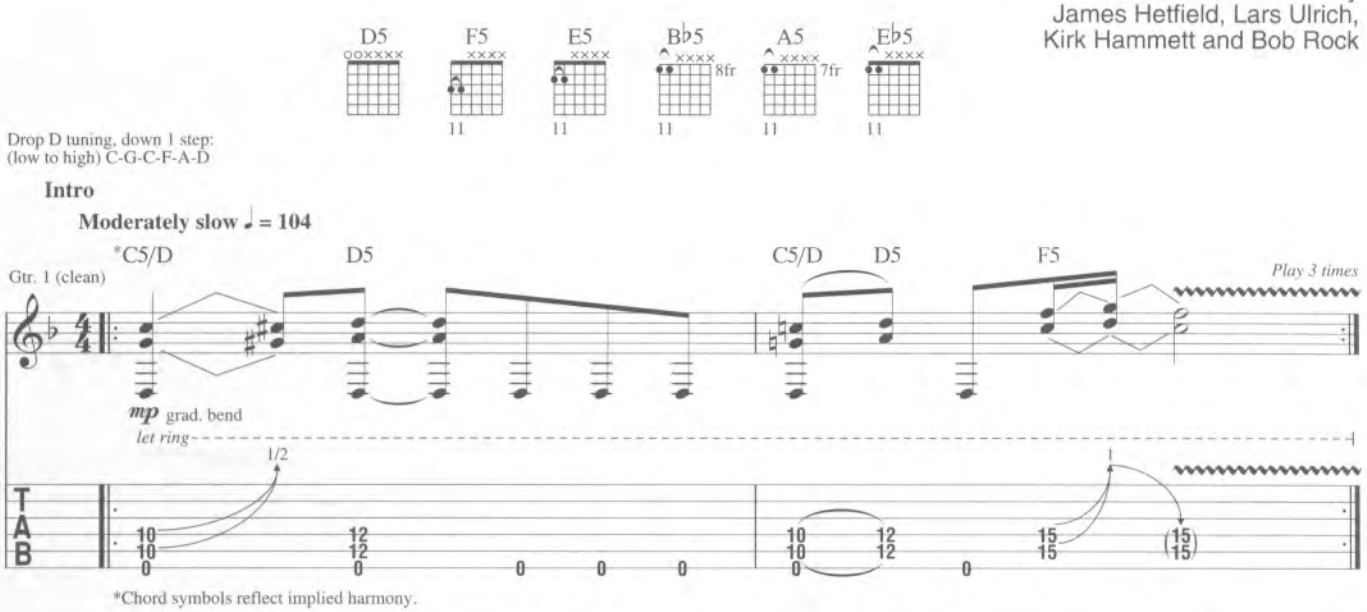







Copyright © 2003 Creeping Death Music (ASCAP), EMI Blackwood (Canada) Music Ltd. and Mahina Hoku Publishing
All Rights for EMI Blackwood (Canada) Music Ltd. and Mahina Hoku Publishing Controlled and Administered by EMI Blackwood Music Inc.
International Copyright Secured All Rights Reserved


C5/D
D5
P.M.
grad. bend
let ring
P.M.
1/2


D
6
open
Gtr. 2
(dist.)
f
P.M.
P.M.
grad. bend
let ring
P.M.
P.M.
1
1/2
1


P.M.
P.M.
grad. bend
let ring
P.M.
P.M.
grad. bend
let ring
P.M.
1/2
1
1/2


Gtr. 2 tacet
Double-time feel
C5/D
D5
C5/D
D5
F5
Riff A
Gtrs. 1 & 2
P.M.
P.M.
P.M.
1





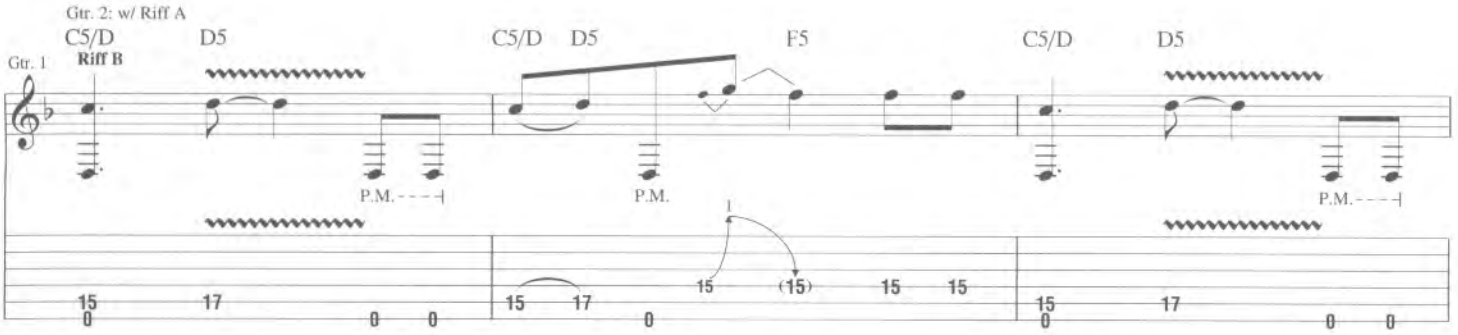





Verse

Gtr. 1: w/ Riff B (2 times)
Gtr. 2: w/ Riff A (2 times)

1. Wash your back so you won't stab mine. Get in bed with your
2. Chase the rab - bit, fetch the stick. She rolls me o - ver till



___ own kind.___ Live your life___ so you don't___ see mine.___
___ I'm sick.___ She deals in hab - its, deals___ in pain.___ I

Drape your back___ so___ you___ won't shine.___ Wash your back___ so you won't___
run a - way___ but I'm back___ a - gain.___ Chase the rab - bit, fetch___



___ stab mine.___ Get in___ bed___ with your___ own kind.___
___ the stick.___ She rolls me o - ver till___ I'm sick.___ She

Live your life___ so you don't___ see mine.___
deals in hab - its, deals___ in pain.___ I

Drape your back___ so___ you___ won't shine.___
run a - way___ but I'm back___ a - gain.___

Pre-Chorus







2nd time, D.S.S. al Coda 2



Coda 2



THE UNNAMED FEELING

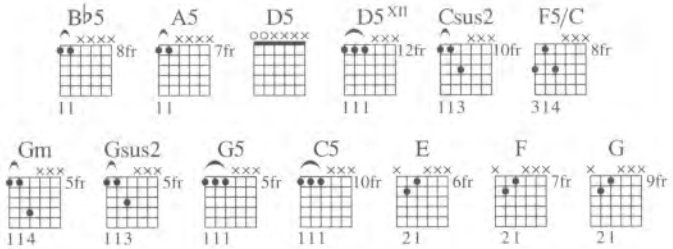

Words and Music by
James Hetfield, Lars Ulrich,
Kirk Hammett and Bob Rock

Drop D tuning, down 1 step:
(low to high) C-G-C-F-A-D

Intro

Moderately fast Rock ♩ = 144

Gtr. 1 (dist.) *D5

Rhy. Fig. 1 — **End Rhy. Fig. 1**

*Chord symbols reflect overall harmony.

Gtr. 1: w/ Rhy. Fig. 1 — Fsus2/D — D5 — F5/D — E5/D

Gtr. 2 (slight dist.)

Rhy. Fig. 2 — **End Rhy. Fig. 2**

Gtr. 2: w/ Rhy. Fig. 2

Gtr. 1 — D5 — Fsus2/D — D5 — F5/D — E5/D

Gtr. 3 (dist.)

Riff A — **End Riff A**

Copyright © 2003 Creeping Death Music (ASCAP), EMI Blackwood (Canada) Music Ltd. and Mahina Hoku Publishing
All Rights for EMI Blackwood (Canada) Music Ltd. and Mahina Hoku Publishing Controlled and Administered by EMI Blackwood Music Inc.
International Copyright Secured All Rights Reserved


Gtr. 2: w/ Rhy. Fig. 2 (2 times)
Gtr. 3: w/ Riff A
Gtr. 1
Riff B
D5
Fsus2/D
D5
F5/D
E5/D
End Riff B
P.M.
Gtr. 1: w/ Riff B
Gtr. 3
1/2
(cont. in slashes)
B♭5
A5
Rhy. Fig. 3
End Rhy. Fig. 3
Gtr. 3: w/ Rhy. Fig. 3 (1 3/4 times)
B♭5/D
A5/D
C♯5
w/ slide


N.C.
B♭5
A5
Whispered: (Been here be - fore.
Been here be - fore.)
Gtr. 1
Riff C
End Riff C
Rhy. Fill 1
End Rhy. Fill 1
P.M.
1/2
Gtr. 3
Riff C1
End Riff C1
Rhy. Fill 1A
End Rhy. Fill 1A
w/ wah-wah as filter


Gtrs. 1 & 3: w/ Riffs C & C1
N.C.
Gtrs. 1 & 3: w/ Rhy. Fills 1 & 1A
B♭5
A5
(Been here be - fore.
Been here be - fore.)


N.C.
Gtr. 1
Riff D
End Riff D
P.M.
Gtr. 3
Riff D1
End Riff D1
1/2


Verse
Gtrs. 1 & 3: w/ Rhy. Fills 1 & 1A
B♭5
A5
Gtrs. 1 & 3: w/ Riffs D & D1
D5
1. Been here be - fore, could - n't say I liked it. Yeah,
fran - tic in your sooth - ing arms, I


Gtrs. 1 & 3: w/ Rhy. Fills 1 & 1A
B♭5 A5
do I start writ - ing all this down? Just
can - not sleep in this down - filled world. I've found
Gtrs. 1 & 3: w/ Riffs D & D1
D5
let me plug you in - to my world. Can't ya help me be
safe - ty in this lone - li - ness, but I can - not stand it an -
Gtrs. 1 & 3: w/ Rhy. Fills 1 & 1A
B♭5 A5
un - cra - zy?
- y - more.
Gtrs. 1 & 3: w/ Riffs D & D1 (2 times)
D5
Name this for me, heat
Cross my heart, hope not
the cold air. Take the chill off of my life. And
to die. Swal - low e - vil, ride the sky.
if I could I'd turn my eyes to look in - side to see
Lose my - self in a crowd - ed room. You fool, you fool, it - 'll be
Gtrs. 1 & 3: w/ Rhy. Fills 1 & 1A
B♭5 A5
what's com - ing.
here soon.
Pre-Chorus
Gtrs. 1 & 3: w/ Riff C (3 1/2 times)
N.C.
It comes a - live. It
comes a - live. It comes a - live and I could / and I die a lit - tle more. It
comes a - live, it comes a - live; it comes a - live; each mo -
Gtrs. 1 & 3: w/ Rhy. Fill 1
B♭5 A5
- ment here I
Gtrs. 1 & 3: w/ Riffs D & D1
D5
die a lit - tle more.
Gtrs. 1 & 3: w/ Rhy. Fills 1 & 1A
B♭5 A5
Ooh, I die, I die, I die a lit - tle more.


Chorus
D5 XII
Csus2
F5/C
Rhy. Fig. 4A
Gtr. 3
mp w/ clean tone
Then the un - named feel - ing, it
Gtr. 1
Rhy. Fig. 4
mp w/ clean tone
let ring
let ring
let ring
Gm
Gsus2
G5
C5
Csus2
C5
D5 XII
comes a - live.
Then the
let ring
let ring
1.
Csus2
F5/C
G5
End Rhy. Fig. 4A
un - named feel - ing
takes me a - way.
End Rhy. Fig. 4
let ring
let ring
let ring
Gtrs. 1 & 3: w/ Riffs C & C1 (2 times)
N.C.
Whispered: (Been here be - fore.
Been here be - fore.
Been here be - fore.
Been here be - fore.)
Gtrs. 1 & 3: w/ Rhy. Fills 1 & 1A
Gtrs. 1 & 3: w/ Riffs C & C1
Gtrs. 1 & 3: w/ Rhy. Fills 1 & 1A
B♭5
A5
N.C.
B♭5
A5
2. I'm
(Been here be - fore.
Been here be - fore.)



*Chord symbols reflect implied harmony.
**Set for an octave lower





Interlude

Gtr. 1: w/ Riff B (3 times)







Bridge

Gtr. 1: w/ Riff B (2 times)
*Gtr. 3: w/ Rhy. Fig. 2



*w/ clean tone
**Chord symbols reflect overall harmony.

Gtr. 3: w/ Rhy. Fig. 2 (1st 2 meas.) (2 times)



Gtr. 3: w/ Rhy. Fig. 2 (2 times)



Gtr. 1 tacet

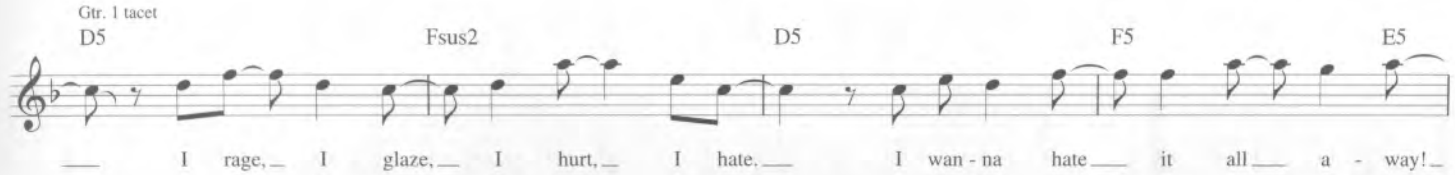


Interlude
1., 2.
3.
B♭5
A5
F5
D5
B♭5/D
A5/D
Gtr. 3
w/ dist.
P.M.
Gtr. 1
P.M.
P.M.
P.M.
P.M.
P.M.
P.M.
P.M.
P.M.
P.M.
P.M.
P.M.
P.M.
P.M.
P.M.
P.M.
P.M.
P.M.


F5 D5
B♭5
A5
N.C.
P.M.
P.M.
w/ wah-wah as filter
1/2
wah-wah off


Chorus
Gtrs. 1 & 3: w/ Rhy. Fig. 5
C5 D5 C5 D5 C5 F5 C5 F5 D(♭6) D5
Then the un - named feel - ing, it comes a - live,
Then I wait for this train, my toes are o - ver the line,
C5 D5 C5 D5 C5 F5 C5 F5
yeah, yeah.
yeah.
Then the un - named feel - ing
1.
E5 F5 E5 F5 G5 F5 E5
treats me this way.
Gtrs. 1 & 3
w/ Whammy Pedal
2.
Gtrs. 1 & 3: w/ Rhy. Fig. 6
E5 F5 G5
takes me a - way, yeah, takes me a - way,
Outro-Chorus
Gtrs. 1 & 3: w/ Rhy. Figs. 4 & 4A
D5 Csus2 F5/C
ah!
Then the un - named feel - ing, it
Gm Gsus2 G5 C5 Csus2 C5 D5 Csus2
comes a - live. Then the un - named feel -
F5/C G5 D5
Gtr. 3
ing takes me a - way.
Gtr. 1

PURIFY

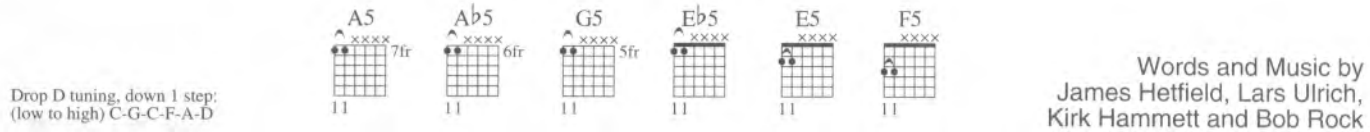

Words and Music by
James Hetfield, Lars Ulrich,
Kirk Hammett and Bob Rock

Drop D tuning, down 1 step:
(low to high) C-G-C-F-A-D

Intro

Fast Rock ♩ = 216

D5 F5

Gtr. 1 (dist.)

Rhy. Fig. 1

f P.M. P.M. P.M. P.M.

G5 D5 F5

Play 4 times

End Rhy. Fig. 1

Half-time feel

Gtrs. 1 & *2

P.M. P.M. P.M.

*Gtr. 2 (dist.) played *f*

4th time, end half-time feel

G5 D5

Play 4 times

P.M. P.M.

Play 4 times

G5 G♯5 A5 D5 N.C.

Rhy. Fig. 2

P.M.

G5 G♯5 A5 D5 N.C.

End Rhy. Fig. 2

P.M.

Gtrs. 1 & 2: w/ Rhy. Fig. 2

G5 G♯5 A5 D5 N.C. G5 G♯5 A5 D5 N.C.

Verse

Gtrs. 1 & 2: w/ Rhy. Fig. 2 (4 times)

G5 G♯5 A5 D5 N.C. G5 G♯5 A5 D5 N.C.

1. Tear it down, strip the lay - ers off. My
2. Truth and dare, peel - ing back the skin. Ac - id

G5 G♯5 A5 D5 N.C. G5 G♯5 A5 D5 N.C.

tur - pen - tine. Old paint, old looks.
wash, ghost white, ul - tra clean wan - na -

Copyright © 2003 Creeping Death Music (ASCAP), EMI Blackwood (Canada) Music Ltd. and Mahina Hoku Publishing
All Rights for EMI Blackwood (Canada) Music Ltd. and Mahina Hoku Publishing Controlled and Administered by EMI Blackwood Music Inc.
International Copyright Secured All Rights Reserved

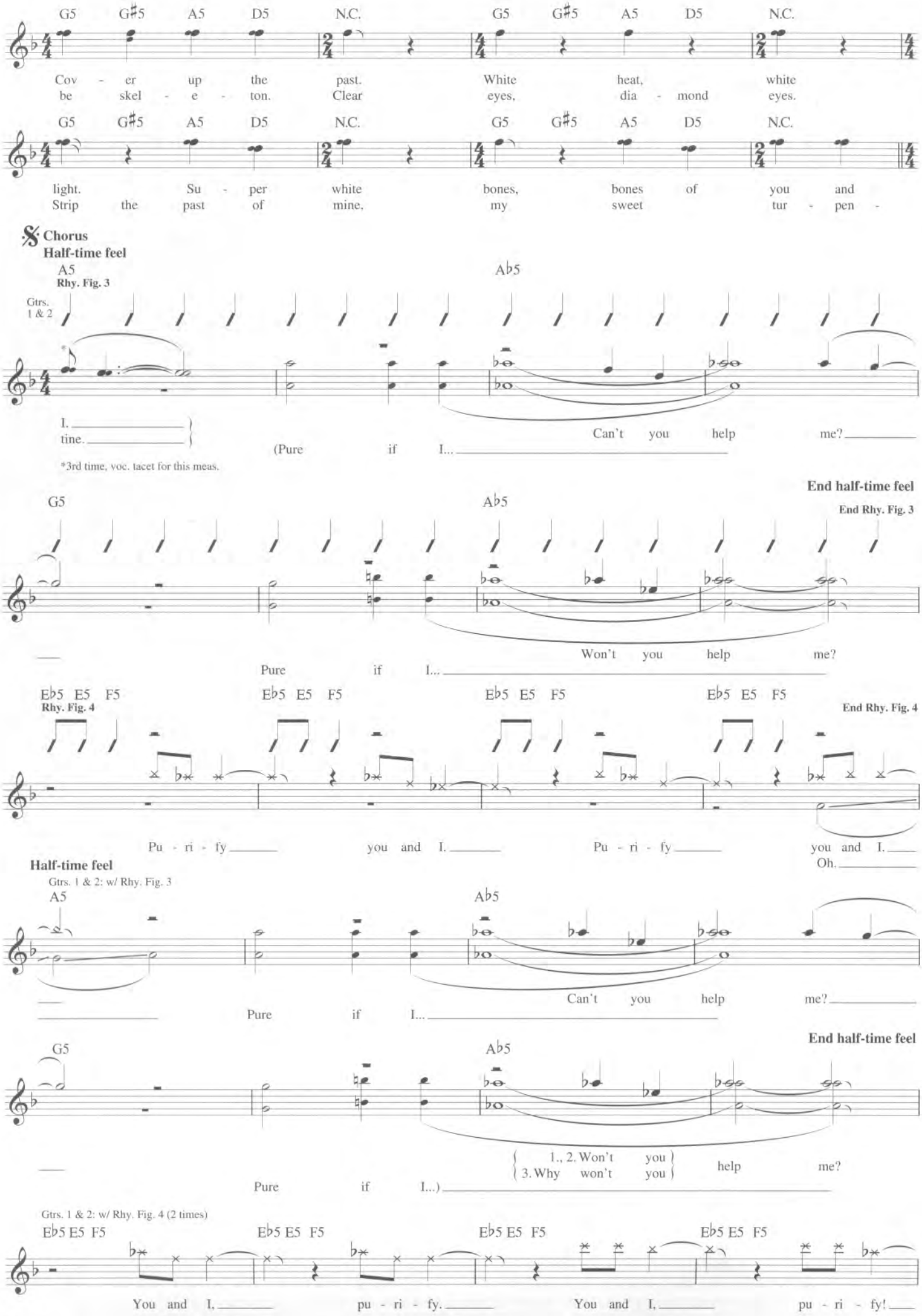
G5 G♯5 A5 D5 N.C. G5 G♯5 A5 D5 N.C.
Cov - er up the past. White heat, white
be skel - e - ton. Clear eyes, dia - mond eyes.
light. Su - per white bones, bones of you and
Strip the past of mine, my sweet tur - pen -
Chorus
Half-time feel
A5
Rhy. Fig. 3
A♭5
Gtrs. 1 & 2
I.
tine.
(Pure if I...
Can't you help me?
*3rd time, voc. tacet for this meas.
End half-time feel
End Rhy. Fig. 3
G5
A♭5
Pure if I...
Won't you help me?
E♭5 E5 F5
Rhy. Fig. 4
End Rhy. Fig. 4
Pu - ri - fy you and I. Pu - ri - fy you and I.
Oh.
Half-time feel
Gtrs. 1 & 2: w/ Rhy. Fig. 3
A5
A♭5
Can't you help me?
Pure if I...
End half-time feel
G5
A♭5
1., 2. Won't you
3. Why won't you
help me?
Pure if I...)
Gtrs. 1 & 2: w/ Rhy. Fig. 4 (2 times)
E♭5 E5 F5
You and I, pu - ri - fy. You and I, pu - ri - fy!


To Coda
E♭5 E5 F5
E♭5 E5 F5
E♭5 E5 F5
E♭5 E5 F5
Oh,
Pu - ri - fy!
pu - ri - fy!
Interlude
Gtrs. 1 & 2: w/ Rhy. Fig. 1 (2 times)
D5 F5
G5 D5
F5
G5 D5
1.
Half-time feel
Gtr. 1: w/ Rhy. Fig. 1
Gtrs. 1 & 2: w/ Rhy. Fig. 1 (4 times)
F5
G5 D5
F5
G5 D5
Uh!
F5
G5 D5
F5
G5 D5
2.
Gtr. 1: w/ Rhy. Fig. 1
F5
G5 D5
F5
G5 D5
Gtrs. 1 & 2
D5
P.M.
N.C.
Mm,
ah,
ha, ha, ha, ha, ha, ha!
Riff A
End Riff A
P.M.
*Gradually lift P.M.


N.C.
Riff B
Gtr. 1
End Riff B
P.M.
Gtr. 2
Riff B1
End Riff B1


Bridge
Half-time feel
A
Fsus2
G5
D5
N.C.
I can find the dirt on an - y - thing.
Rhy. Fig. 5
End Rhy. Fig. 5
let ring
P.M.
Rhy. Fig. 5A
End Rhy. Fig. 5A


End half-time feel
Gtrs. 1 & 2: w/ Rhy. Figs. 5 & 5A
A
Fsus2
G5
D5
N.C.
I can find the dirt on an - y - thing. ah.


Gtrs. 1 & 2
F5 D5 F5 G5 D5
F5 G5 D5
F5 D5 F5 G5 D5
F5 G5 D5
Rhy. Fig. 6
End Rhy. Fig. 6


Half-time feel
Gtrs. 1 & 2: w/ Rhy. Figs. 5 & 5A (2 times)
A Fsus2 G5 D5 N.C.
I ain't danc - ing with your skel - e - tons.
End half-time feel
A Fsus2 G5 D5 N.C.
I, I ain't danc - ing with what might have been, no.
Gtrs. 1 & 2: w/ Rhy. Fig. 6
F5 D5 F5 G5 D5 F5 G5 D5 F5 D5 F5 G5 D5 F5 G5 D5
Play 5 times
(Sing 1st time only)
Gtrs. 1 & 2: w/ Riffs B & B1 (2 times) Gtrs. 1 & 2: w/ Riff A
D.S. al Coda
N.C.
8
Mm, oh, ow!
Coda
E♭5 E5 F5 E♭5 E5 F5
Gtrs. 1 & 2: w/ Rhy. Fig. 1
D5 F5 G5 D5
Come on, pu - ri - fy!
Outro
Moderately ♩ = 132
F5 *N.C. C5 D5 N.C. C5 D5
Gtr. 2
Gtr. 1
(cont. in notation)
Gtrs. 1 & 2
P.M.
*Chord symbols reflect implied harmony.
F5/C D5 F5/C D5 N.C. C5 D5 N.C. C5 D5
N.C. C5 D5 N.C. C5 D5 F5/C D5 1. F5/C D5 2. F5/C D5

ALL WITHIN MY HANDS



Copyright © 2003 Creeping Death Music (ASCAP), EMI Blackwood (Canada) Music Ltd. and Mahina Hoku Publishing
All Rights for EMI Blackwood (Canada) Music Ltd. and Mahina Hoku Publishing Controlled and Administered by EMI Blackwood Music Inc.
International Copyright Secured All Rights Reserved



*Chord symbols reflect implied harmony.


Gtr. 3: w/ Riff A1 (3 times)
Dsus4
Dm
All with - in my hands.
Gtr. 4
End Riff A2
12 12 12 12 10 10 10 10
Gtr. 1
End Riff A
P.M.


Gtrs. 1 & 2: w/ Riffs A & A2
Gtr. 4 tacet
Dsus2
Dsus4
Dm


Verse
Dm
Dsus2
1., 3. All with - in my hands.
Squeeze it in,
Take your fear,
Riff B
*Gtrs. 1 & 2
mf
P.M.
*Gtr. 1 (dist.); Gtr. 2 (clean)


Dsus4
Dm
crush it down.
pump me up.
End Riff B
P.M.


Gtrs. 1 & 2: w/ Riff B
Dsus2
All with - in my hands.
Hold it dear,
Let you run,
Dsus4
Dm
hold it, suf - fo - cate.
then I pull your leash.
Interlude
Dm
Dsus2
Ah,
All
with -
Gtr. 1 (clean)
mp
*w/ fingers
*Next 9 meas.
Dsus4
ah.
in
Dm
N.C.
my
Whispered: hands.
(cont. in slashes)


Verse
D5 F5 E5
Rhy. Fig. 3
Gtrs. 1 & 2
f w/ dist.
2., 4. All with - in my hands.
Love to death,
Un - der thumb,
G5 F5 E5 F5 E5 D5
End Rhy. Fig. 3
P.M.
smack you 'round and 'round and...
un - der to my - self.
Gtrs. 1 & 2: w/ Rhy. Fig. 3
D5 F5 E5
All with - in my hands.
Be - ware.
G5 F5 E5 F5 E5 D5


Interlude
Gtrs. 1 & 2
Rhy. Fig. 4
G5 G♯5 A5 G5 G♯5 A5 F5 F♯5 G5 D5
P.M.
P.M.
P.M.
G5 G♯5 A5 G5 G♯5 A5 F5 F♯5 G5 D5
End Rhy. Fig. 4
P.M.
P.M.
P.M.


Pre-Chorus
Gtrs. 1 & 2: w/ Rhy. Fig. 4 (1 3/4 times)
G5 G♯5 A5 G5 G♯5 A5 F5 F♯5 G5 D5 G5 G♯5 A5 G5 G♯5 A5 F5 F♯5 G5 D5
Love is con - trol. I'll die if I let go.


G5 G♯5 A5 G5 G♯5 A5 F5 F♯5 G5 D5 G5 G♯5 A5 G5 G♯5 A5
Love is con - trol. I'll die if I let


Interlude
Half time ♩ = 108
F5 F♯5 G5 D E♭sus2 G5 G♯5 A5 D5 G♯5 A5 F5
Rhy. Fill 1A
open
End Rhy. Fill 1A
Gtr. 2
P.M.
(cont. in notation)
go.
go.
Let it go.
Gtr. 1
Rhy. Fill 1
End Rhy. Fill 1
Rhy. Fig. 5
Gtrs. 1 & 2
P.M.
*P.M.
*Throughout Rhy. Fig. 5, P.M.'s refer to Gtr. 1 only.


N.C. G5 G♯5 A5 D5 G♯5 A5 F5 N.C.
End Rhy. Fig. 5
P.M.
P.M.


Chorus
Gtrs. 1 & 2: w/ Rhy. Fig. 5
G5 G♯5 A5 D5 G♯5 A5 F5 N.C.
Hate me now. Kill all with - in my hands,
G5 G♯5 A5 D5 G♯5 A5 F5 N.C.
ah.
Hate me now.
1., 2. Crush all with - in my hands.
3. Crush all with - in my hands a -


A5 D5 A♭5 D5 G5 G♭5 F5
Rhy. Fig. 6
End Rhy. Fig. 6
Gtr. 1
P.M
ah.
Ooh!
Squeeze
all with - in my hands,
gain,
yeah,
yeah.
Choke
Gtr. 2
Rhy. Fig. 6A
End Rhy. Fig. 6A
P.M.
1/2


Gtrs. 1 & 2: w/ Rhy. Figs. 6 & 6A
A5 D5 A♭5 D5 G5 G♭5 F5
Gtrs. 1 & 2: w/ Rhy. Fig. 5
G5 G♯5 A5 D5 G♯5 A5 F5
ah.
Ooh!
Choke all
Choke
Squeeze all
with - in my hands,
Hate me now.
N.C.
G5 G♯5 A5 D5 G♯5 A5 F5
N.C.
Trap all with - in my hands, ah.
Hur - ry up and hate me now.
Kill all with - in my hands a -


Faster ♩ = 128
Half-time feel
D5
To Coda
1.
End half-time feel
Gtr. 1
P.M.
(2nd time, cont. in notation)
gain.
(...gain.)
Gtr. 2


Interlude
Tempo I
Gtr. 1: w/ Rhy. Fig. 1 (2 times)
Gtr. 2: w/ Rhy. Fig. 2
A5 D5 A♭5 D5 G5 A5 D5 A♭5 D5 N.C. A5 D5 A♭5
Gtr. 2: w/ Rhy. Fig. 1


Gtrs. 1 & 4: w/ Riffs A & A2
Gtr. 3: w/ Riff A1 (2 times)
D5 N.C. A5 D5 A♭5 D5 N.C. Dm
Ah.
Dsus2 Dsus4 Dm
2.
Gtr. 2 tacet
Free time
Interlude
Tempo I
G♯5 A5 D5
Gtr. 1
P.M.
*Using a guitar with Les Paul style electronics, set lead volume to 0 and rhythm volume to 10. Strike the strings while the pickup selector switch is in the lead position, then randomly flip the switch back and forth between the two positions.
F5 G5 A♭5 G5 F5 G♯5 A5 D5 F5 G5 A♭5 G5 F5
1/2
Gtrs. 1 & 2
G♯5 A5 D5 F5 G5 A♭5 G5 F5
1.


2.
G5 A♭5 G5 F5 G♯5 A5 D5 G5 A♭5 G5 F5
Play 3 times
P.M.
1/2
1/2


G♯5 A5 D5 G5 G♯5 A5 G5 G♯5 A5 A♭5 G5 F5 D5
Play 4 times
P.M.
P.M.
1/2


Gtrs. 1 & 2: w/ Rhy. Fig. 4
G5 G♯5 A5 G5 G♯5 A5 F5 F♯5 G5 D5 G5 G♯5 A5 G5 G♯5 A5 F5 F♯5 G5 D5
I'll

Bridge


Gtrs. 1 & 2: w/ Rhy. Fig. 4 (3 times)
G5 G♯5 A5 G5 G♯5 A5 F5 F♯5 G5 D5 G5 G♯5 A5 G5 G♯5 A5
die if I let go! Con - trol is love,


F5 F♯5 G5 D5 G5 G♯5 A5 G5 G♯5 A5 F5 F♯5 G5 D5
love is con - trol!


G5 G♯5 A5 G5 G♯5 A5 F5 F♯5 G5 D5 G5 G♯5 A5 G5 G♯5 A5
I'll fall if I let


F5 F♯5 G5 D5 G5 G♯5 A5 G5 G♯5 A5 F5 F♯5 G5 D5
go! Con - trol is love, love is con -
Half-time feel
F5 G5 A5 G5 F5 A5 D5
Play 4 times
trol!
(Sing 1st time only)
Gtrs. 1 & 2
P.M.
P.M.
F5 G5 A5 G5 F5 A5 D5 F5 G5 A5 G5 F5
I will on - ly let you breathe my
*P.M.
*For next 5 meas., Gtr. 2 omits all P.M.'s.
A5 D5 F5 G5 A5 G5 F5 A5 D5
air that you re - ceive. Then we'll see if I
P.M.
P.M.


2nd time, end half-time feel
N.C.
let you love me.
7 7 7 7 5 5 5 5 3 3 3 3 2 2 2 2
Gtrs. 1 & 2: w/ Rhy. Fig. 4 (1 3/4 times)
G5 G♯5 A5 G5 G♯5 A5 F5 F♯5 G5 D5 G5 G♯5 A5 G5 G♯5 A5 F5 F♯5 G5 D5
Ah!
D.S. al Coda
G5 G♯5 A5 G5 G♯5 A5 F5 F♯5 G5 D5 G5 G♯5 A5 G5 G♯5 A5
Gtrs. 1 & 2: w/ Rhy. Fills 1 & 1A
F5 F♯5 G5 E♭sus2
Love is con - trol!
Coda
Tempo I
Gtr. 1: w/ Rhy. Fig. 1 (1 1/2 times)
Gtr. 2: w/ Rhy. Fig. 2
A5 D5 A♭5 D5 G5 A5 D5 A♭5 D5 N.C.
Gtr. 2: w/ Rhy. Fig. 1 (1st 2 meas.)
A5 D5 A♭5
Outro
D5 N.C. A5 D5 A♭5 D5 A5 A♭5 F5
Gtrs. 1 & 2
A5 A♭5 F5
Rhy. Fig. 7
Kill, kill, kill,


Gtrs. 1 & 2: w/ Rhy. Fig. 7 (5 times)
End Rhy. Fig. 7
A5
A♭5
F5
kill, kill!
Kill, kill, kill, kill, kill!
Kill, kill, kill, kill, kill!
Kill, kill, kill, kill, kill, kill, kill, kill, kill, kill!
Kill, kill, kill, kill, kill!
Kill!
Kill!
Slower
A tempo
Gtrs. 1 & 2: w/ Rhy. Fig. 7
Gtrs. 1 & 2
Kill!
Kill, kill, kill, kill!
Half time ♩ = 108
Freely
B♭7
Gtr. 2
Kill, kill, kill, kill, kill!
Kill!
Gtr. 1

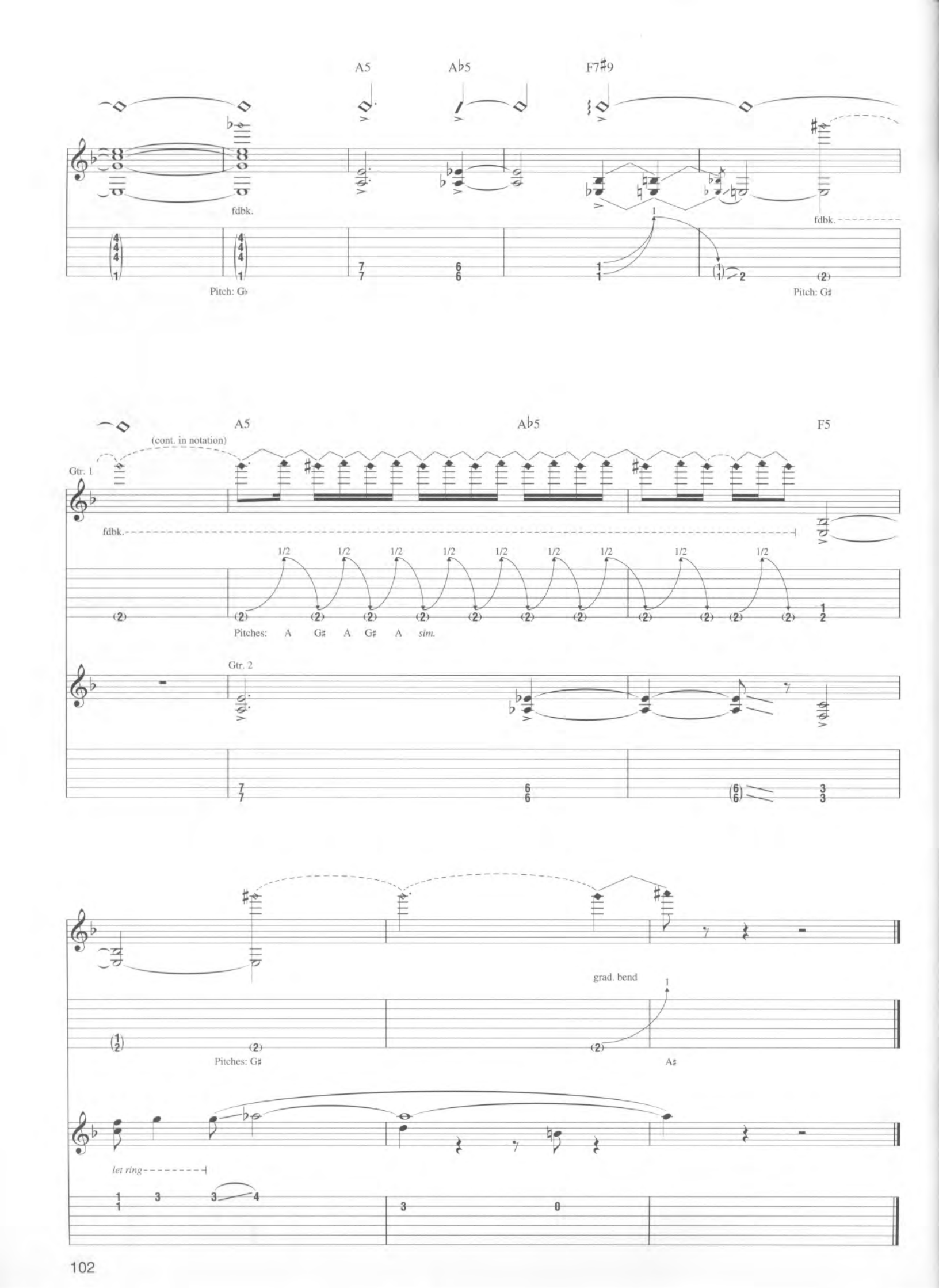
A5
A♭5
F7♯9
fdbk.
fdbk.
Pitch: G♭
Pitch: G♯
A5
A♭5
F5
(cont. in notation)
Gtr. 1
fdbk.
1/2
Pitches: A G♯ A G♯ A sim.
Gtr. 2
grad. bend
Pitches: G♯
A♯
let ring

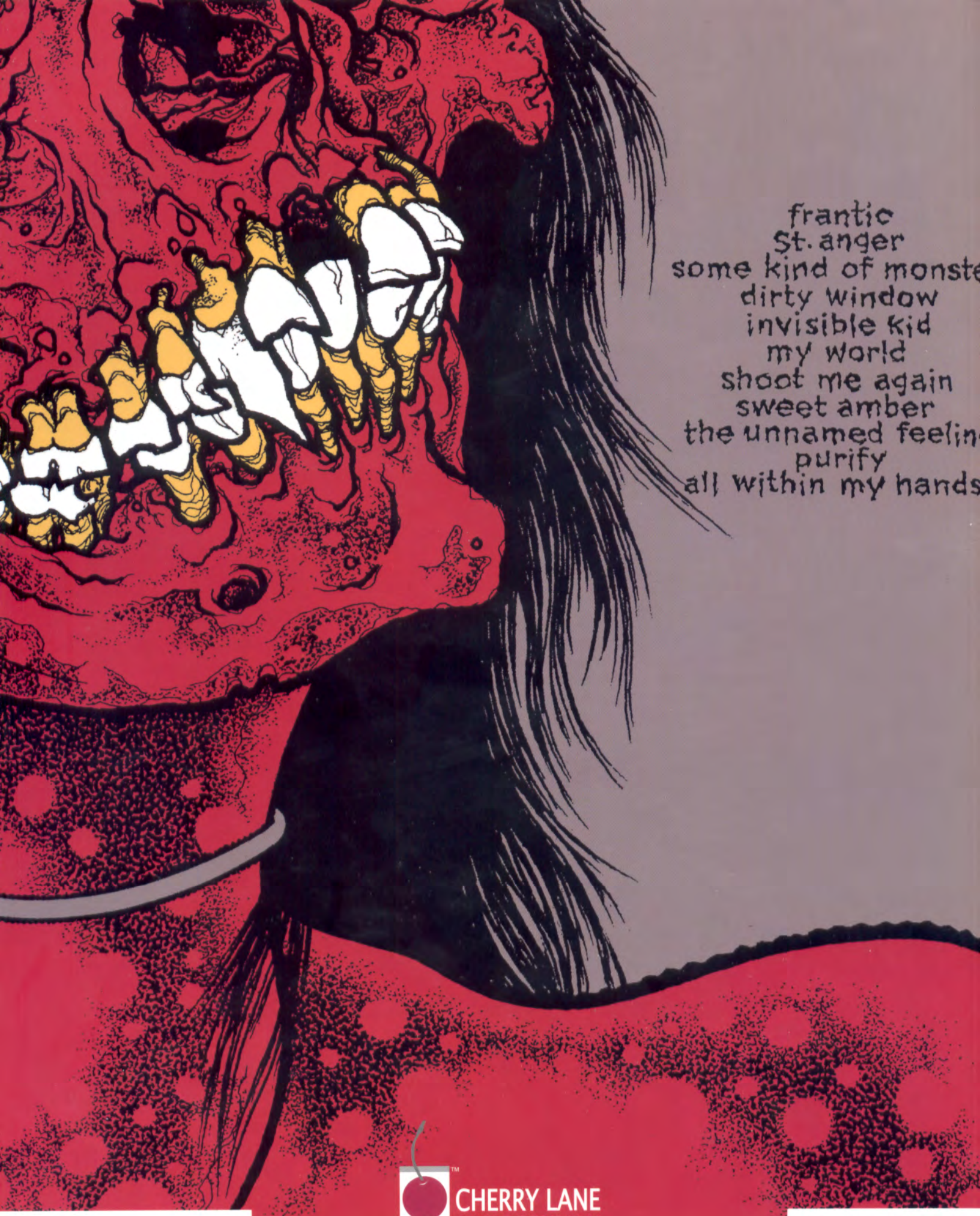

U.S. $24.95

0 73999 89102 7

02500638

CHERRY LANE MUSIC COMPANY
6 East 32nd Street, New York, NY 10016
Quality in Printed Music

EXCLUSIVELY DISTRIBUTED BY
HAL•LEONARD® CORPORATION

ISBN 1-57560-682-8