From Guitar Tab Universe - www.guitartabs.cc [save this file]

#----------------------------------PLEASE NOTE-------------------------------#
#This file is the author's own work and represents their interpretation of the#
#song. You may only use this file for private study, scholarship, or research.#
#--#

From: "DON CZAR"
Subject: r/rolling_stones/100_years_ago.crd
Date: Wed, 08 Apr 1998 09:41:24 PDT

SONG: 100 YEARS AGO
ARTIST: ROLLING STONES
ALBUM: GOATS HEAD SOUP
TAB BY: DON CZARSKI
E-MAIL: guitarzan7@hotmail.com

100 YEARS AGO
ROLLING STONES

INTRO: (organ arranged for guitar)
Dm C Bb F

VERSE: Dm C Bb F
Went out walkin' through the wood the other day
Dm C Bb
And the world was a carpet laid before me
Dm C
The buds were bursting
Bb F
And the air smelled sweet and strange
Dm C F
And it seemed about a hundred years ago

VERSE:
Dm C Bb F
Mary and I, we would sit upon a gate,
Dm C Bb
Just gazin' at some dragon in the sky.
Dm C Bb F
What tender days, we had no secrets hid away,
Dm C F
Well, it seemed about a hundred years ago.

```
CHORUS:
       G                                Bb
       Now all my friends are wearing worried smiles,
        Dm             C               Bb
       Living out a dream of what they was.
       G                      Bb                          F
       Don't you think it's sometimes wise not to grow up?


VERSE:
       Went out walkin' through the wood the other day,
       Can't you see the furrows in my forehead?
       What tender days, we had no secrets hid away,
       Now it seems about a hundred years ago.

CHORUS:
       Now if you see me drinkin' bad red wine,
       Don't worry 'bout this man that you love.
       Don't you think it's sometimes wise not to grow up?

VERSE:
      Dm              C       Bb         F   Dm C     Bb
       You're gonna kiss and say good-bye, yeah, I warn you.
      Dm              C       Bb         F   Dm C     Bb
       You're gonna kiss and say good-bye, yeah, I warn you.
      Dm              C       Bb         F   Dm  C       F
       You're gonna kiss and say good-bye, oh Lord, I warn you,
             G                          Bb
       And please excuse me while I hide away.
                F
       Call me lazy bones,
                    Bb
       Ain't got no time to waste away,
        F                         Bb
       Lazy bones ain't got no time to waste away.
        G
       Don't you think, don't you think,
             Bb                          F
       It's just about time to hide away?
        Bb    F
       Yeah, yeah!

       Wah, Wah and fade out.

       any comments, questions, or corrections e-mail to:
                      guitarzan7@hotmail.com

                           P
                           E
                           A
                        C C C
```

```
  E  E  E
D   O   N
```

_____
Get Your Private, Free Email at http://www.hotmail.com

From Guitar Tab Universe - www.guitartabs.cc [save this file]

#---------------------------------PLEASE NOTE--------------------------------#
#This file is the author's own work and represents their interpretation of the#
#song. You may only use this file for private study, scholarship, or research.#
#--#

Date: Wed, 08 Apr 1998 08:37:04 PDT
From: DON CZAR
Subject: r/rolling_stones/19th_nervous_breakdown.tab

SONG: 19th NERVOUS BREAKDOWN
ARTIST: ROLLING STONES
ALBUM: HOT ROCKS
TAB BY: DON CZARSKI
E-MAIL: guitarzan7@hotmail.com

19th NERVOUS BREAKDOWN
ROLLING STONES

INTRO (RIFF 1): -- 2x's

B Esus4 Esus4 E ; B Esus4 Esus4 E (IMPLIED CHORDS)

```
E ------------------------------------------------
B -------10--10---9-----------10--10---9---------
G ---------9---9---9---------9-------9---9---------
D ------------------------------------------------
A ---7-----------------7-----------------------
E ------------------------------------------------
```

VERSE 1:

```
        E
You're the kind of person you meet
At certain dismal dull affairs.
       A
Center of a crowd, talking much too loud
        E
Running up and down the stairs.
         A
Well it seems to me that you have seen
Too much in too few years.
      E
And though you've tried you just can't hide
Your eyes are edged with tears.
```

CHORUS:

```
                B    Esus4  Esus4  E ;  B  Esus4  Esus4  E
You better stop,
```

```
                    (RIFF 2)
                E --------------  *NOTE: strike the note on
       A        B --------------         the 5th fret first,
Look around,    G ---------7--5-         then place finger
                D --*5--7-------         on the 7th fret
                A --------------         without striking.
                E --------------
```

```
          E
Here it comes, here it comes,
          A
Here it comes, here it comes.
       E
Here comes your nine-teenth nervous breakdown.
```

VERSE 2:

```
When you were a child you were treated kind
But you were never brought up right.
You were always spoiled with a thousand toys
But still you cried all night.
Your mother who neglected you
Owes a million dollar tax.
And your father's still perfecting ways
Of making ceiling wax.
```

CHORUS:

BREAK:

```
B                        E
Oh, who's to blame, that girl's just insane.
       A
Well nothing I do don't seem to work,
    B
It only seems to make matters worse.
     E
Oh please.
```

VERSE 3:

```
You were still in school when you had that fool
```

Who really messed your mind.
And after that you turned your back
On treating people kind.
On our first trip I tried so hard
To rearrange your mind.
But after a while I realized
You were disarranging mine.

CHORUS:

FIRST GUITAR: start with (RIFF 3) -- 3x's

(RIFF 3)

```
E ------------------------------------
B ------------------------------------
G ------------------------------------
D ------9-----9------9---------9------
A ---------9----------------9---------
E ---7------------7------7------------
```

2nd GUITAR : start INTRO (RIFF 1) last 2 times of FIRST GUITAR
playing (RIFF 3).

BREAK:

VERSE 2:

OUTRO CHORUS:

```
                  B     Esus4  Esus4  E ;  B  Esus4  Esus4  E
You better stop,

         A      play (RIFF 2) once then (RIFF 3) -- 2x's
Look around,
           A
Here it comes.
         E
Here comes your nine-teenth nervous breakdown
```

*Here comes your nine-teenth nervous breakdown. *NOTE: use stacatto
*Here comes your nine-teenth nervous breakdown. type picking
*Here comes your nine-teenth nervous breakdown. running the
*Here comes your nine-teenth nervous breakdown. low E string
*Here comes your nine-teenth nervous breakdown. from the 7th
fret to the

1st fret.
(SURF SOUND
a la
DICK DALE)

FADE OUT:

any questions, comments or corrections e-mail me at:
guitarzan7@hotmail.com

From Guitar Tab Universe - www.guitartabs.cc [save this file]

#----------PLEASE NOTE----------#
#This file is the author's own work and represents their interpretation of the #
#song. You may only use this file for private study, scholarship, or research. #
#----------##

2000 LIGHT YEARS FROM HOME [A start]
(Jagger/Richards)

The "breaks" in this tune are, in my opinion, the coolest part of the song. I only wish I knew what they were; too much for me, especially stuck with a mere acoustic! Please, somebody, HELP!

Fm
Sun turning 'round with graceful motion
We're setting off with soft explosion
Bbm
Bound for a star with fiery oceans
Ab
It's so very lonely
Bb C Fm
You're a hundred light years from home

Freezing red deserts turn to dark
Energy here in every part
It's so very lonely
you're six hundred light years from home

[Break: Instrumental for first two verse lines, then "it's so very lonely, you're a thousand light years from home. Then the two-bars worth of music that normally ends the stanza; then repeating "it's so very lonely, you're a thousand light years from home." Back to Intro-type music.]

Bell flight fourteen you can now land
See you on Alpha (?) Boran
Safe on the green desert sand
It's so very lonely
you're two thousand light years from home

[Some music pretty much like the break, but mutating into other stuff to a beautifully messy end.]

submittted by:
Ted Hermary
czth@musica.mcgill.ca

From Guitar Tab Universe - www.guitartabs.cc [save this file]

#---------------------------------PLEASE NOTE---------------------------------#
#This file is the author's own work and represents their interpretation of the #
#song. You may only use this file for private study, scholarship, or research. #
#---##

2000 MAN [well, a start anyways. Pretty close. :-)]
(Jagger/Richards)

[I think the one line of the chorus/bridge/break/whatever ends in
a pun (sun = son), but can't be sure as I'm only listening to the
recording. Any attempt to tab this sucker certainly welcome.]

Intro: Instrumental

```
        A                    E7                A
Well my name is a number, a piece of plastic film
(A)                           E7             A
And I grow tiny flowers in my little window sill
          D                       A/Asus4
Don't you know I'm the two thousand man?
       D                             A     G  A  E7
And my kids, they just don't understand me at all
```

[same chords:]
Though my wife still respects me, I really misuse her
I am having an affair with a random computer
Don't you know I'm the two thousand man?
And my kids, they just don't understand me at all

```
     A    D  A     (A)             D  A
       Oh daddy, be proud of your planet,
     A    D  A      E7             A
       Oh mommy, be proud of your sun
     A    D   A    (A)             D   A
       Oh daddy, be proud of your planet
     A    D   A     E7             A
       Oh mommy, be proud of your sun
     D(?)
      Oh daddy, is your brain still flashing
     B7                  E7
       like it did when you were young?
     A
       Or did you come down crashing
     E7                              A
       seeing all the things you'd done?
     E7                     A
       Oh it's a big put - on

     A              D             A
       Oh daddy, be proud of your planet
```

```
    (A)            E7            A
      Oh mommy, be proud of your sun
    A              D             A
      Oh daddy, be proud of your planet
    (A)            E7            A
      Oh mommy, be proud of your sun

[Beat a bit on a power E, then play these four lines again.
Moving to D]


         D                     A/Asus4
Don't you know I'm the two thousand man?
       D                           A     G  A  E7  (hold)
And my kids, they just don't understand me at all

A  D  E7  A
```

submitted by:
Ted Hermary
czth@musica.mcgill.ca

From Guitar Tab Universe - www.guitartabs.cc [save this file]

```
#---------------------------------PLEASE NOTE-------------------------------#
#This file is the author's own work and represents their interpretation of the#
#song. You may only use this file for private study, scholarship, or research.#
#---------------------------------------------------------------------------#

Date: Thu, 04 Jun 1998 05:42:00 PDT
From: DON CZAR
Subject: r/rolling_stones/999.crd

SONG: 999
ARTIST: KEITH RICHARDS/ROLLING STONES
ALBUM: MAIN OFFENDER
TAB BY: DON CZARSKI
E-MAIL: guitarzan7@hotmail.com


                          999
                     KEITH RICHARDS
                     ROLLING STONES


           sl.
INTRO:    A / B   B B
          /  /    / /

         THEN PLAY THIS -- 3x's

            B (let ring)
        E ----------------------------------------------
        B ----------------------------------------------
        G ----------------------------------------------
        D --------------0-----------------0--0----------
        A -----9--7--------0-----9--7-----------7------
        E --7--------7--------7--------7---------------


**** NOTE: I BROKE THE SONG DOWN INTO 7 VERSES. I TRIED TO SHOW
           THE STRUMMING PATTERN AND THE CHORDS FOR THE FIRST 5
           VERSES. THE REST OF THE SONG WILL CONTINUE IN BASICALLY
           THE SAME MANNER.

****       THE TWO MAIN STRUMMING PATTERNS ARE:

                     B (let ring)   D D   E E
                     /              / /   / /
           AND
                     D D   E E   D D   B (let ring)
                     / /   / /   / /    /
```

VERSE 1:
(Making it), making it, doesn't matter how many
(Taking it), taking it
Well, I can't shake it
Off a my back, damn monkey
It's either too tight, or too slack

VERSE 2:
(Ninety nine), that's all it is, oooh
(Ninety nine)
How much, (ninety nine)
Now, ninety nine
You better hack it, baby (ninety nine)

VERSE 3:
Yeah, my time exploded, space blew up
Need something in my dixie cup
Whoa, let me get it right
There's the best pair of lips I've kissed all night

verse 4:
How much,(ninety nine), give it to me
I'll pay you later
999, (ninety nine)
Got a pocket calculator, (ninety nine)
Yeah wake up, it don't make no sense
Nickles and dimes
999, (ninety nine)

VERSE 5:
Yeah, the lion and lamb are locked in an embrace
You won't get it 'till it's in your face
Oooh, I got me out of deeper red
Don't panic, (999)
(Ninety nine), ah, it's where I want to be
Yeah, oh (ninety nine)
A useful member of society, huh (999)

VERSE 6:
(Ninety nine), I need a little love and old money
Gimme (ninety nine), ninety nine (gimme, gimme)
(999) well, I can't shake it off a my back
God damn monkey
Yeah, it's too tight or it's too slack
(999), some things never change
Price of bullets remains the same
here we go

VERSE 7:

Hand over fist, slap on the wrist
Ummm, ninety nine, (ninety nine)
That's all I'm asking for, (ninety nine)
How much, (999)
How much do you want to give
Yeah, just a little bit
Nine ninety, (nine ninety nine)
Yeah, they operate
Look at the state of my baby
Will it cost twenty grand? Pitiful
Yeah, that's a nine
Put your money where your mouth is, (ninety nine)
Couph it up, (999)
Oh, nickle and dimes
Yeah, huh, oooh, (ninety nine)
(999), (999) -- TO FADE OUT

**** HERE ARE THE STRUMMING PATTERNS AND THE CHORDS:

VERSE 1:

```
B (let ring)  D D  E E      B (let ring)  D D  E E
/             / /  / /      /             / /  / /

B (let ring)  D D  E E      B (let ring)  D D  E E
/             / /  / /      /             / /  / /

D D  E E  D D  B (let ring)
/ /  / /  / /  /

D D  E E  D D  B (let ring)
/ /  / /  / /  /

D D  E E  D D  B    B A
/ /  / /  / /  /    / /
```

VERSE 2:

```
B (let ring)  D D  E E     B (let ring)  D D  E E
/             / /  / /     /             / /  / /

B (let ring)  D D   E   B A      A --7-9---0-0--
/             / /   /   / /      E ------7------

B (let ring)  D D  E  B     D D   E
/             / /  /  ////  / /   /

B (let ring)  D D   E     B (let ring)  D D  E E
/             / /   /     /             / /  / /
```

VERSE 3:

```
         D D  E E  D D  B
         / /  / /  / /  /

         D D  E E  D D  B
         / /  / /  / /  /

         D D  E E  D D  B
         / /  / /  / /  /

         D D  E E  D D  B
         / /  / /  / /  /
```

VERSE 4:

```
         B (let ring)  D D  E E    B (let ring)  D D  E E
         /             / /  / /    /             / /  / /

         B (let ring)  D D  E E  B A          (A)
         /             / /  / /  / /      D ---7-/-9---9-9-9--

         B (let ring)  D D  E E    B (let ring)  D D  E E
         /             / /  / /    /             / /  / /

         B (let ring)  D D  E E    B (let ring)
         /             / /  / /    /
```

VERSE 5:

```
         D D  E E  D D   B (let ring)
         / /  / /  / /   /

         D D  E E  D D   B (let ring)
         / /  / /  / /   /

         D D  E E  D D   B   B A
         / /  / /  / /   /   / /

         B (let ring)  D D  E E
         /             / /  / /

         B (let ring)  D D  E E
         /             / /  / /

         B (let ring)  D D  E E  B A    B (let ring)
         /             / /  / /  / /    /
```

***** THIS SHOULD GIVE THE IDEA OF THE BASIC STRUMMING PATTERNS.
LISTEN TO THE CD AND YOU WILL SEE WHAT THE ABOVE MEANS.

any questions, comments or corrections e-mail me at:
guitarzan7@hotmail.com

P



Get Your Private, Free Email at http://www.hotmail.com

From Guitar Tab Universe - www.guitartabs.cc [save this file]

#---------------------------------PLEASE NOTE--------------------------------#
#This file is the author's own work and represents their interpretation of the#
#song. You may only use this file for private study, scholarship, or research.#
#--#

Date: Tue, 05 May 1998 08:23:32 PDT
From: DON CZAR
Subject: r/rolling_stones/aint_to_proud_to_beg.crd

SONG: AIN'T TO PROUD TO BEG
ARTIST: ROLLING STONES
ALBUM: IT'S ONLY ROCK 'N' ROLL
TAB BY: DON CZARSKI
E-MAIL: guitarzan7@hotmail.com

AIN'T TO PROUD TO BEG
ROLLING STONES

INTRO: STRIKE THE B CHORD AND LET RING

VERSE:

```
       B                            *       NOTE:  * MEANS YOU CAN
        I know you want to leave me             PLAY THE PIANO RIFF
                B              *                ON GUITAR LIKE THIS:
        I refuse to let you go                        B   E    B   B
                        B                      *     //  //   /   /
        If I have to beg, plead for your sympathy
                    B
        I don't mind, 'cause it means that much to me
```

CHORUS:

```
                          B  E       B
        Ain't to proud to beg, sweet darlin'
          E             B        E        B
        Please don't leave me, don't you go
         E                    B     E     B
        Ain't to proud to plead, baby, baby
          E             B        E        B   E
        Please don't leave me, don't you go
```

*VERSE:

```
        Well I heard a quiet man, half a man
        With no sense of pride
        If I have to cry to keep ya
```

```
        I don't mind weepin'
                                F#
        If weepin' gonna keep ya by my side


*CHORUS:
         B                  E          B
        Ain't to proud to beg, sweet darlin'
        Please don't leave me, don't you go
        Ain't to proud to plead, baby, baby
        Please don't leave me, don't you go


*VERSE:
        If I have to sleep on your door step
        All night and day
        Just to keep you from walkin' away
        Let my friends laugh, for this I can stand
        Just so long as I keep ya
         F#
        Yeah, yeah, I can


**CHORUS:
         B                  E           B
        Ain't to proud to beg, sweet darlin'
        Please don't leave me, don't you go
        Ain't to proud to plead, baby, baby
                                         F#
        Please don't leave me, don't you go


INSTRUMENTAL:  SOLO OVER *VERSE CHORDS


*CHORUS:


*VERSE:
        Well your love's so deep in the pit of my heart
        Ev'ry day it grows more and more
        I'm not ashamed to come and plead with you, baby
                                    F#
        If pleadin' keeps you from walkin' out the door


*CHORUS:


CHORUS:
```

CHORUS: -- 3x's then end dead stop on a B chord

From Guitar Tab Universe - www.guitartabs.cc [save this file]

#---------------------------------PLEASE NOTE--------------------------------#
#This file is the author's own work and represents their interpretation of the#
#song. You may only use this file for private study, scholarship, or research.#
#--#

From: "DON CZAR"
Subject: r/rolling_stones/all_about_you.crd
Date: Thu, 14 May 1998 10:21:31 PDT

SONG: ALL ABOUT YOU
ARTIST: ROLLING STONES
ALBUM: EMOTIONAL RESCUE
TAB BY: DON CZARSKI
E-MAIL: guitarzan7@hotmail.com

ALL ABOUT YOU
ROLLING STONES

INTRO: BARRE CHORDS
LOW E STRING --0--1-- THEN: F C ----- STRUMMED SLOWLY
2x's

VERSE:
```
     F             C
      Well if you call this a life
    Bb    Bbm              F
      Why must I spend it with you
             C
      If the show must go on
    Bb         Bbm          F
      Let it go on without you
          C         Bb   Bbm                   F             C  Bb  Bbm
      So sick and tired hanging around with jerks like you
```

CHORUS:
```
     C        Am
      Who'll tell me those lies
    Bb                          F
      And let me think they're true
    Bb             F
      What am I to do
    Bb        Bbm            F
      You want it. I got it too
```

```
VERSE:
      Though the lies might be true
      That's just 'cause the joke's about you
      I'm so sick and tired hanging around with dogs like you
      You're the first to get blamed
      Always the last bitch to get paid


CHORUS:
      Oh, tell me those lies
      Let me think they're true, yeah
      I heard one or two
      They weren't about me, weren't about her
                               C  Bb  Bbm  F
      They were all about you


VERSE:
      I may miss you
      But missing me just isn't you
      I'm so sick and tired hanging around with dogs like you


CHORUS:
      Tell me those lies
      Let me think they're true
      I heard one or two
      And they weren't about me, they weren't about her
      They're all about you


VERSE:
      I'm so sick and tired      }  **  F  C  Bb  Bbm  F
      What should I do           } NOTE: PLAY THESE CHORDS 4x's
      You want it, you get it    }       OVER THIS LAST VERSE
      So how come I'm            }
      Still in love with you     }


OUTRO:   END ON F CHORD AND LET RING.


       any questions, comments or corrections e-mail me at:
                     guitarzan7@hotmail.com

                          P
                          E
                          A
                        C C C
                       E  E  E
                      D   O   N
```

_____
Get Your Private, Free Email at http://www.hotmail.com

From Guitar Tab Universe - www.guitartabs.cc [save this file]

#----------PLEASE NOTE----------#
#This file is the author's own work and represents their interpretation of the#
#song. You may only use this file for private study, scholarship, or research.#
#----------#

Date: Tue, 28 Apr 1998 09:01:00 PDT
From: DON CZAR
Subject: r/rolling_stones/all_down_the_line.crd

SONG: ALL DOWN THE LINE
ARTIST: ROLLING STONES
ALBUM: EXILE ON MAIN STREET
TAB BY: DON CZARSKI
E-MAIL: guitarzan7@hotmail.com

ALL DOWN THE LINE
ROLLING STONES

INTRO:

```
                                                  (part I)
          (part I)              (part II)              IMPLIED
    D C G  D D D D D11 D   D C  G D D D11 D D -- ( BARRE CHORDS)
E -----------------------|---------------------|---------------------
B -----------------------|---------------------|---------------------
G --7-5----7-7-7-7--5--7-|-7-5----7-7--5--7--7-|-7-5----7-7-7-7-5-7--
D --7-5----7-7-7-7--5--7-|-7-5----7-7--5--7--7-|-7-5----7-7-7-7-5-7--
A -------5---------------|------5--------------|------5--------------
E -----------------------|---------------------|---------------------
```

```
VERSE:            (fast barred C slide to D)
      G                     C /D                  G
     Yeah, hear the diesel drumming all down the line
     G                      C /D                 G
     Oh, heard the wires a humming all down the line
      G                    C /D                 G
     Yeah, hear the women sighing all down the line
     G                      C /D                G
     Oh, hear the children crying all down the line
```

```
CHORUS:
                    *C  C  Csus4  C     * (PLAY THIS BEAT UNTIL
     (All down the line)                    G CHORD THEN PLAY **)
```

```
                                        **G  G C G    G G C G
     We'll be watching out for trouble, yeah

                    *C                                          **G
     (All down the line) And we better keep the motor running, yeah
                    C
     (All down the line) Well you can't say yes and you can't say no
      G
     Just be there when the whistle blows
                C
     I need a sanctified girl
                                        D***    ***(play INTRO
     With a sanctified mind to help me now           part I) -- 2x's



VERSE:
     Yeah, all the people singing all down the line
     Mmmmm, watch the men all working, working, yeah.
     All down the line


CHORUS:
     (All down the line) We're gonna open up the throttle, yeah
     (All down the line) We're gonna bust another bottle, yeah
     (All down the line)
     I need a shot of salvation, baby once in a while
     Hear the whistle blowing

      D  Dsus4 D   D  Dsus4 D
     Hear it for a thousand miles


INSTRUMENTAL: SOLO OVER    G  C /D  Dsus4  D   G -- 2x's


CHORUS:
     (All down the line) We're gonna open up the throttle, yeah
     (All down the line) We're gonna bust another bottle, yeah
     Well you can't say yes and you can't say no
     Just be right there when the whistle blows
     I need a sanctified mind to help me out right now


INSTRUMENTAL: SOLO OVER INTRO -- 4x's


OUTRO:
     Be my little baby for a while  }    NOTE: PLAY  G and C
```

```
    Won't you be my little baby    }          BARRE CHORDS
    For a while                    }          UNTIL FADE
```

any questions, comments or corrections e-mail me at:
guitarzan7@hotmail.com

From Guitar Tab Universe - www.guitartabs.cc [save this file]

#---------------------------------PLEASE NOTE--------------------------------#
#This file is the author's own work and represents their interpretation of the#
#song. You may only use this file for private study, scholarship, or research.#
#--#

Date: Wed, 27 May 1998 05:33:48 PDT
From: DON CZAR
Subject: r/rolling_stones/all_the_way_down.crd

SONG: ALL THE WAY DOWN
ARTIST: ROLLING STONES
ALBUM: UNDERCOVER
TAB BY: DON CZARSKI
E-MAIL: guitarzan7@hotmail.com

ALL THE WAY DOWN
ROLLING STONES

INTRO: *"ROLL" BARRED E CHORD -- 4x's

VERSE:

```
      E
      I was twenty one naive
                                  B
      Not cynical, I try to please
       E
      Her wit, her speech, her repartee
                                   B
      Impressed me almost instantly
```

*"ROLL MEANS TO BARRE THE E CHORD AND WHILE HOLDING DOWN THE STRINGS ON THE 5th FRET, LIFT UP AND DOWN THE STRINGS ON THE 7th FRET.

CHORUS:

```
                A
      She went all the way
                   B
      All the way down
                A
      She went all the way, all the way
```

VERSE:

```
      E
      She showed me sex a hundred ways
                                      B
      And how she pimped and how she paid
           E
```

```
      And all the daughters, all the sons
                                       B
      All were welcome, all would come


CHORUS:
      We went all the way
      All the way down
      We went all the way, all the way

VERSE:
      I was King, Mr. Cool
      Just a snobby little fool
      (Like kids are now)
      I dreamed of reaching greater heights
      I raved about it every night
      Talk is cheap

CHORUS +:
                A
      She went all the way, all the way
                   B
      All the way down, yeah
                A
      She went all the way
      All the way, all the way
                                 B
      All the way, all the way down


BREAK:
              E             B       A
      She's there when I close my eyes
       A              B       E      A   B
      There when I close my eyes
              E             B       A
      She's there when I close my eyes
        A             B       E     A   B
      There when I close my eyes


VERSE:
      How the years they rush on by
      Birthdays, kids and suicides
      Still I play the fool and strut
      Still you're a slut


CHORUS +:
                           A
      Hey girl, she went all the way
```

```
      All the way, all the way
                   B
      All the way down
                A
      She went all the way
      All the way, all the way
                    B
      All the way down
                A
      She went all the way
      All the way, all the way
                   E
      All the way down


INSTRUMENTAL:    E   B   E
                 E   B   E
                 E   B   E


VERSE:
      You give me back that time right now
      I can see it if I close my eyes
      Was every minute just a waste?
      Was every hour a foolish chase?
      I don't believe it


CHORUS +:
      She went all the way
      All the way down
      She went all the way
      All the way down
      She went all the way
      All the way down
      She went all the way
      All the way, all the way
      All the way down


FADE OUT:
```

From Guitar Tab Universe - www.guitartabs.cc [save this file]

```
#---------------------------------PLEASE NOTE-------------------------------#
#This file is the author's own work and represents their interpretation of the#
#song. You may only use this file for private study, scholarship, or research.#
#---------------------------------------------------------------------------#

Date: Thu, 30 Apr 1998 05:43:02 PDT
From: DON CZAR
Subject: r/rolling_stones/almost_hear_you_sigh.crd

SONG: ALMOST HEAR YOU SIGH
ARTIST: ROLLING STONES
ALBUM: STEEL WHEELS
TAB BY: DON CZARSKI
E-MAIL: guitarzan7@hotmail.com



                    ALMOST HEAR YOU SIGH
                       ROLLING STONES


INTRO:      sl.                          **NOTE: SLIDE FROM THE ONE
        A A /B*  B B                             CHORD TO THE *CHORD
        B B /A*  A A                             BUT DON'T STRIKE THE
        A A /B*  B B    E E   B                  * CHORD.
                                                 (USE BARRE CHORDS)


VERSE:
            E                A     A A A  E B
      I can almost hear you sigh
            E                A     A A A  E B
      I can almost hear you cry
          E              A         A A A  E B
      On every crowded street
                E              A   A A A  E B
      All the places we would meet


VERSE:
      What would I do without you
      They say that life goes on
      I'm feeling sorry for myself
      I can't believe you're gone


CHORUS 1:
           E             A
```

```
      You acted much to calm
           E                  A
      You turned on all your charm
                 E    A                 A A A  E B
      You had a cold look in your eyes


INTERLUDE:

       E        A  A A A  E   B
      Ooo oo oo o  o o o  oo  oo
       E        A  A A A  E   B
      Ooo oo oo o  o o o  oo  oo


VERSE:
      I can feel your tongue on mine
      Silky smooth like wine
      I'm living with those memories
      That's all that's left of you and me


CHORUS 2:
             E               A
      I can almost hear you sigh
       E               A
      Almost hear you cry
                E          A         A A A  E B
      When you made sweet love to me
                E                 A
      And you turned on all the charm
       E              A
      Acted much too calm
                 E    A                A A A  E B
      You had a cold look in your eyes


BREAK: (LIKE INTRO)
      B B /A* A A -  Did it mean nothing

      A A /B* B B -  Was it all in vain

      B B /A* A A -  Was I just your fool
                                              A  E  B
      A A /B* B B -  Or was the pleasure pain

     A          E      B
      Have you set me free
     A           E
      Or will I wake up
               B
```

```
      In the morning
                A               E    B
      And find out it's been a bad dream


INTERLUDE:  -- 4x's


BREAK 2:

      E E  B B  A - Come on

      E E  B B  A - I beg you
                          E             B
      E E  B B  A - I want to be your main man


INSTRUMENTAL:   SOLO OVER VERSE CHORDS


CHORUS 2:
      I can almost hear you sigh
      Almost hear you cry
      When you make sweet love to me
      Almost see your smile
      It stretched half a mile
      You had a stone cold look in your eyes


OUTRO:    SOLO OVER VERSE CHORDS -- 12x's TO FADE

       any questions, comments or corrections e-mail me at:
                    guitarzan7@hotmail.com
```

From Guitar Tab Universe - www.guitartabs.cc [save this file]

#---------------------------------PLEASE NOTE--------------------------------#
#This file is the author's own work and represents their interpretation of the#
#song. You may only use this file for private study, scholarship, or research.#
#--#

Date: Tue, 24 Mar 1998 18:43:24 +0100
From: Klemen Salamon
Subject: r/rolling_stones/already_over_me.crd

ALREADY OVER ME
By Jagger/Richards
BRIDGES TO BABYLON
tabbed by klemen salamon

Em C Em C

```
      Em              C
As you poured out the drinks for me
           Em               C
I felt your hooks sink right into me
     Em                 C
And I knew you were my destiny
        Em                  C
And I thought you'd get the best of me
```

1st SOLO

```
E-------0-----------------------------------------
B----------8----------------------------------------
G------------9/7------------------------------------
D--7-9-------------7---------------------------------
A---------------------10----7/9/7-------------------
E-----------------------------------10--8/7/8--7/8/7---
```

```
        Em          C
On the way down to Mexico
     Em              C
As I danced in your rodeo
         Em        C
You say poverty is picturesque
        Em                  C
As you dragged your nails across my chest
```

(pre-chorus)

```
          G
You're so cold
          D
You're so cruel
         F
I'm your man
          C
Not your fool


(chorus)
        G  F    C
Are you already over me
        G  F    C
Are you already over me
        G  F    C
Are you already over me
        G  F    C
Are you already over me
          G          C  G
What a fool I've been


2nd SOLO


E---7-7-7-------------------------------------------------------------
B---------10-10-10--8-8-8--7-7-7-------------------------------------8-
G---------------------------------9-9-9--7-7-7-------------------------
D-----------------------------------------------10-10-10--9/10/9--9-10---
A-------------------------------------------------------------------
E-------------------------------------------------------------------



        Em            C
In the first flush of ecstacy
        Em        C
As you lay naked next to me
           Em           C
While our love put the dawn to flight
        Em             C
I just ignore all those warning lights

               G
Cause when you laugh
        D
I just cry
          F
When you left
        C
```

I just died

```
        G  F    C
Are you already over me
        G  F    C
Are you already over me
        G  F    C
Are you already over me
        G  F    C
Are you already over me
           G          C  G
What a fool I've been

B       F
Hard to hold on
           C    F C
To a love divine
B             F
I'm kneeling in a corner
           C             F C
Praying to your shrine


Em C Em C

Em C Em C

           G
and I'm so hurt
       D
So confused
           F
I've been burned
           C
I've been bruised


        G  F    C
Are you already over me
        G  F    C
Are you already over me
        G  F    C
Are you already sick of me
        G  F    C
Are you already over me
        G  F    C
Are you already over me
        G  F    C
Are you already tired of me
        G  F    C
Are you already over me
```

```
                  G      C
What a fool I've been
                  G      C
What a fool I've been
                   G
What a fool I've been
```

From Guitar Tab Universe - www.guitartabs.cc [save this file]

#----------PLEASE NOTE----------#
#This file is the author's own work and represents their interpretation of the #
#song. You may only use this file for private study, scholarship, or research. #
#---#

From: Simon Biela [biela@netcologne.de]
Sent: Thursday, January 08, 1998 12:00 PM

Song: Always suffering
Artist: the Rolling Stones

So, here's the next song of the "Bridges to Babylon" album of the
Rolling Stones. I named the chord E(?) because nobody can tell me what
the right name of the chord is, but it sounds right. You can hear how to
play the chords fairly easy.

Have fun !
Simon Biela / Germany

```
  D(sus2)
e |---|---|---|---|
B |---|---|-3-|---|
G |---|-1-|---|---|
D |---|---|---|---|
A |---|---|---|---|
E |---|---|---|---|

  E(?)
e |---|---|---|---|---|
B |---|---|---|---|-3-|
G |---|---|---|-1-|---|
D |---|---|---|---|---|
A |---|---|---|---|---|
E |---|---|---|---|---|
```

Always Suffering
By Jagger/Richards

[A] [Dsus2] [E?] [Dsus2] [E?] [A]

[A] [Dsus2] [E?] [Dsus2] [E?] [A]

Let's take a [A]walk

Just you and [Dsus2]me

And talk of [E?]days [Dsus2]gone [A]by

Across the [A]fields

under the [Dsus2]trees

Let's speak of [E?]you [Dsus2]and [A]I

While the [E?]whole [Dsus2]world

Was [A]wandering

We [E?]walked a [Dsus2]steady [A]line

When [E?]all our [Dsus2]friends

Were [D]wavering

We kept on [E]trying

Now we're [A]al[D]ways [E]suffering

[A]Al[D]ready [E]lost

[A]Al[D]ways [E]suffering

[A]Al[D]ready [E]lost

Remember [A]when

On summer [Dsus2]days

I would [E?]sing a [Dsus2]lovers [E]song

How you would [A]smile

Shower me with [Dsus2]praise

And the [E?]sun [Dsus2]shined [A]on

Now the [E?]rain is [[Dsus2]falling [A]slow

And the [E?]nights [Dsus2]grow [A]long

And the [E?]train

Cries [Dsus2]out so [D]hauntingly

She is [E]gone

Now we're [A]al[D]ways [E]suffering

[A]Al[D]ready [E]lost

[A]Al[D]ways [E]suffering

[A]Al[D]ready [E]lost

Please take these [A]flowers

Smell the [Dsus2]perfume

Let your [E?]soul [Dsus2]come [A]alive

Let there be [A]hope

Hope in your [Dsus2]heart

That our [E?]love [Dsus2]may [A]reviiaiaiaive

For [E?]life is [Dsus2]but a [A]chance

On a [E?]wind [Dsus2]swept [A]hill

And the [E?]seeds of [Dsus2]love

Are [D]swirling above

Let them be [E]still

Now we're [A]al[D]ways [E]suffering

[A]Al[D]ready [E]lost

[A]Al[D]ways [E]suffering

[A]Al[D]ready [E]lost

|| [A] [D] [E] :|
  until fade out

P.S. Please sent me some e-mail (biela@netcologne.de) if you like it or think that something is wrong.

From Guitar Tab Universe - www.guitartabs.cc [save this file]

```
#---------------------------------PLEASE NOTE--------------------------------#
#This file is the author's own work and represents their interpretation of the #
#song. You may only use this file for private study, scholarship, or research. #
#----------------------------------------------------------------------------##
From: fact1@gipsy31.cs.uni-sb.de (Detlef Anton)

{title:ANGIE}
{st:Rolling Stones}

[Am]  [E7]
Angie,Angie

[G]             [F]            [A# F GCG]
When will those dark clouds all disappear?

[Am]   [E]
Angie, Angie

[G]           [F]         [A#FGC ]
Where will it lead us from here? With no

[G]
loving in our souls and no

[Dm]         [Am]
money in our coats

[C]       [F]           [G]
  You can't say we're satisfied

[Am]   [E]
Angie, Angie

[G]       [F]          [A#FGCE7]
You can't say we never tried
                        D.S.al Coda


CODA:
[Dm]                       [Am]
Angie, I still love you baby

[Dm]                        [Am]
Ev'ry where I look I see your eyes

[Dm]                             [Am]
There ain't a woman that comes close to you

[C]      [F]           [G]
```

Come on baby dry your eyes But

[Am]   [E7]
Angie_____ An-gie

[G]   [F]
  Ain't it good to be alive

1.
[A# F G C E7]

2.
[A# F G C (held)]

Angie you're beautiful but ain't it time we said goodbye
Angie I still love you remember all those nights we cried
All the dreams we held so close seemed to all go up in smoke
Let me whisper in your ear Angie, Angie where will it lead us from here
Angie, where will it lead us from here.

Instrumental
Oh Angie don't you weep all your kisses still taste sweet
I hate that sadness in your eyes but
Angie, Angie ain't it time we said goodbye

Instrumental
With no loving in our souls and no money in our coats
You can't say we're satisfied
But Angie, Angie, I still love you baby.

--

vvvvvvvvvvvvvvvvvvvvvvvvvvvvvvvvvv
v toni   v
v mail: fact1@cipsol.cs.uni-sb.de v
vvvvvvvvvvvvvvvvvvvvvvvvvvvvvvvvvv

From: glen.word@equinox.org (Glen Word)

ANGIE

By Henry Rodriguez

Word and Music by:
MICK JAGGER/KEITH RICHARD

(1973)

Am E7 G Bb/F F C/E Dm C E

ANGIE, ANGIE, WHEN WILL THOSE CLOUDS ALL DISAPPEAR?

```
   Am       E7         G               Bb/F F             C/E  Dm  C
     ANGIE,    ANGIE,   WHERE WILL IT LEAD US FROM HERE?


     CHORUS:

             G                            Dm              Am   C
     WITH NO LOVING IN OUR SOULS AND NO MONEY IN OUR COATS,

   C          F               G           Am       E7
     YOU CAN'T SAY WE'RE SATISFIED.   BUT ANGIE,   ANGIE,

   G          Bb/F F              C/E  Dm  C
     YOU CAN'T SAY WE NEVER TRIED.


   Am      E7                  G             Bb/F F              C/E  Dm  C

     ANGIE,  YOU'RE BEAUTIFUL,  BUT AIN'T IT TIME WE SAID GOODBYE?

Em Am      E7                  G         Bb/F F                    C/E  Dm

     ANGIE,  I STILL LOVE YOU.  REMEMBER ALL THOSE NIGHTS WE CRIED?

             G                                    Dm             Am
     ALL THE DREAMS WE HELD SO CLOSE SEEMED TO ALL GO UP IN SMOKE.

   C          F                  G  Am      E7     G               Bb/F F
     LET ME WHISPER IN YOUR EAR:  "ANGIE,  ANGIE,  WHERE WILL IT LEAD US

           C/E Dm C     G                                    Dm
     FROM HERE?"   OH,  ANGIE,  DON'T YOU WEEP.  ALL YOUR KISSES STILL

           Am    C             F                  G          Am      E7
     TASTE SWEET.  I HATE THAT SADNESS IN YOUR EYES.  BUT ANGIE,  ANGIE,

     G        Bb/F F              C/E  Dm  C
     AIN'T IT TIME WE SAID GOODBYE?

     (CHORUS:)


___ Blue Wave/QWK v2.12
```

From Guitar Tab Universe - www.guitartabs.cc [save this file]

#---------------------------------PLEASE NOTE---------------------------------#
#This file is the author's own work and represents their interpretation of the #
#song. You may only use this file for private study, scholarship, or research. #
#---##

From: cscsj@lux.latrobe.edu.au (Junacko)
subject: Rolling Stones - Angie

ANGIE by Rolling stones. Any correction is appriciated.

intro:

```
Harmonics  Am                      E

|--------|--0---0---3^0----------|--------0----------------------|

|--------|--1---1---1------------|------0---0--------0------------|

|--------|--2---2---2------------|----1-------1---1--1------------|

|--------|--2---2---2------------|--------------2-2--------------|

|--12----|-----------------------|-------------------------------|

|--------|-----------------------|-0-----------------------------|


  G                F              F               C

|---------3---------1-1----------|-1---------1-------------------|

|-------3---3-------1-1----------|---1---------------------------|

|-----5-------5-----3-2----------|--------2----------0-0----------|

|-5-------------5---3-3----------|------3------------3-2----------|

|--------------------------------|-----------------3-------------|

|--------------------------------|-------------------------------|


  Em7          Am

|--------------------------------|-------------------------------|
```

```
|-------0-------0^1-------------|-------------------------------|
|---------0-----2---------------|-------------------------------|
|----0----------2---------------|-------------------------------|
|--2------------0---------------|-------------------------------|
|-------------------------------|-------------------------------|
```

ANGIE Stones

[lyrics from ftp.uwp.edu]

```
Am     E7
Angie, Angie
G?              F? F      F C G C
When will those clouds all disappear?
Am     E7
Angie, Angie
G?              F? F      F C G C
Where were the ladies from here?

        G
With no loving in our souls
       Dm               Am
and no money in our coats
C               F                 G
(( Oh you can't say we're satisfied ))
```

```
Am     E7

Angie, Angie

G?              F? F      F C G C

(( Oh you can't say we never tried ))


Uh Angie, you're beautiful...yes

(( but ain't it time we said goodbye ))

Angie, I still love you

Remember all those nights we cried


(( All the dreams we held so close

Seem to all go up in smoke

Oh let me whisper in your ear ))


Angie, Angie        { <<< whisper }

Where were the ladies from here?


{ piano solo }


Oh Angie don't you weep

All your kisses still taste sweet

I hate that sadness in your eyes


but Angie, Angie

Ain't it time we said goodbye...ya
```

```
{ strings }


(( With no loving in our souls
and no money in our coats
Oh you can't say we're satisfied ))


Dm                                Am
but Angie, I still love you baby
Dm                                Am
Every where I look I see your eyes
Dm                                Am
There ain't a woman that comes close to you
  C              F       G
Come on baby dry your eyes


Angie, Angie
Ain't it good to be alive
Angie, Angie
They can't say we never tried


{ END }


  Am   G  G? F  F? C  Dm
|------3-----1--1------1---------|
|--1------3--1--1--1---3---------|
|--2---------2--3------2---------|
```

```
|--2---------3--3--2-------------|

|------2--2--------3-------------|

|------3--3--------3-------------|
```

From: matthew.gates@escape.brisnet.org.au (Matthew Gates)

```
{title:ANGIE}
{st:Rolling Stones}

[Am]  [E7]
Angie,Angie

[G]             [F]            [A# F GCG]
When will those dark clouds all disappear?

[Am]   [E]
Angie, Angie

[G]           [F]         [A#FGC ]
Where will it lead us from here? With no

[G]
loving in our souls and no

[Dm]         [Am]
money in our coats

[C]       [F]           [G]
  You can't say we're satisfied

[Am]   [E]
Angie, Angie

[G]       [F]          [A#FGCE7]
You can't say we never tried
                        D.S.al Coda


CODA:
[Dm]                       [Am]
Angie, I still love you baby

[Dm]                        [Am]
Ev'ry where I look I see your eyes

[Dm]                            [Am]
```

There ain't a woman that comes close to you

[C]   [F]   [G]
Come on baby dry your eyes But

[Am]   [E7]
Angie_____ An-gie

[G]   [F]
  Ain't it good to be alive

1.
[A# F G C E7]

2.
[A# F G C (held)]

Angie you're beautiful but ain't it time we said goodbye
Angie I still love you remember all those nights we cried
All the dreams we held so close seemed to all go up in smoke
Let me whisper in your ear Angie, Angie where will it lead us from here
Angie, where will it lead us from here.

Instrumental
Oh Angie don't you weep all your kisses still taste sweet
I hate that sadness in your eyes but
Angie, Angie ain't it time we said goodbye

Instrumental
With no loving in our souls and no money in our coats
You can't say we're satisfied
But Angie, Angie, I still love you baby.
---------------------------Cut Here---
Anybody written a program that makes entering TAB easy? POST IT!!

matthew.gates@escape.brisnet.org.au

From: graeberd@student.msu.edu (Mr. G.)
Subject: Angie: The Rolling Stones

Nobody requested this, but I kind of wanted to show off Ofir Zwebner's TAB
master program and I really like the song too....

Angie:

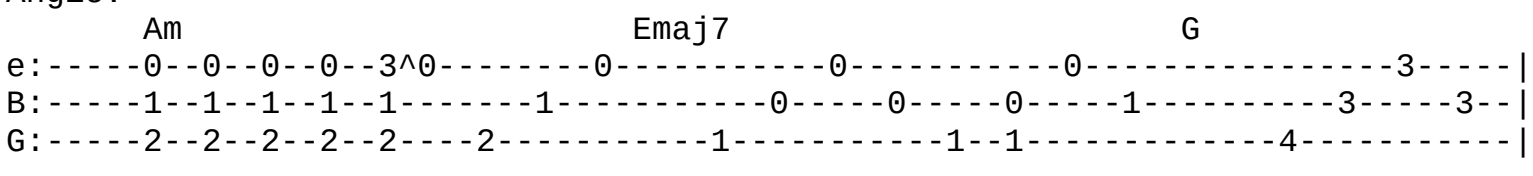

```
D:-----2--2--2--2--2-------------------------------2----------5--------------|
A:!12!-------------------------------------------------------5---------------|
E:-------------------------------0-------------------------------------------|
           F                                        Em7         Am
e:---------1--1--1-----------1--------0-----0----------------------0--0--0--0|
B:---------1--1-----1-------------------------1--------0-----0^1--1--1------|
G:4--------3--2-----------2--------0-----------------------0--2----2--2------|
D:---5-----3--3--------3--------2--------------------0--------2----2--2------|
A:------5-------------------------------3--------2-----------0--------------|
E:-----------------------------------------------------------------------------|
                                                                "Angie..."
e:--0--0--0--0--0-----------------------------------------------|
B:-----------------3--1-----------------------------------------|
G:-----------------------------------------------------------------|
D:-----------------------------------------------------------------|
A:-----------------------------------------------------------------|
E:-----------------------------------------------------------------|
                         (repeats and alters during the song)
The Words:
Am         E7
Angie...Angie
G       F       E7              Am
When will those clouds all disappear
Am      E7
Angie...Angie
G        F      E7       Am
Where will it lead us from here
G
With no loving in our souls
Dm                      Am
and no money in our coats
C      F          G
You can't say we're satisfied
Am      E7
Angie...Angie
G       F        Em7    Am
You can't say we never tried
Am              E7
Angie...you're beautiful..yeah
G              F       Em7     Am
but aint it time we said goodbye
Am              E7
Angie, I still love you
G           F         Em7         Am
Remember all those nights we cried
G
All the dreams we held so close
 Dm                     Am
Seemed to all go up in smoke
C       F               G
Let me whisper in your ear
Am              E7
```

```
Angie...Angie {whispered...[duh?]}
G       F       Em7     Am
Where will it lead us to here
{piano solo}  [Do the Am, E7, G, F, Em7, Am thing]
        G
Oh Angie don't you weep
Dm                      Am
All your kisses still taste sweet
C       F               G
I hate that sadness in your eyes
Am              E7
but Angie....Angie
G       F               Em7      Am
Aint it time we said goodye...angie
{string}  [Again with the Am, E7, G,F, Em7, Am thing]
                G
With no loving in our souls
Dm                      Am
And no money in our coats
C       F               G
You can't say we're satisifed
Dm                      Am
But Angie, I still love you baby
Dm                      Am
Everywhere I look, I see your eyes
Dm                              Am
There aint a woman that comes close to you
  C     F               G
Come on baby dry your eyes
Am      E7
Angie...Angie
G         F    Em7    Am
Aint it good to be alive
Am      E7
Angie...Angie
G       F     Em7   Am
They can't say we never tried
```

From Guitar Tab Universe - www.guitartabs.cc [save this file]

#---------------------------------PLEASE NOTE--------------------------------#
#This file is the author's own work and represents their interpretation of the#
#song. You may only use this file for private study, scholarship, or research.#
#--#

Date: Tue, 17 Mar 1998 17:52:00 -0500
From: Klemen Salamon (by way of cal woods)
Subject: I HAVE [Fwd: - Anybody seen by baby - The rolling stones]

"ANYBODY SEEN MY BABY"
THE ROLLING STONES
album: BRIDGES TO BABYLON
Tabbed by: klemen.salamon@kiss.uni-lj.si

---

bass riff:

```
G--------------------------------
D--------------------------------
A-------0-3-5-7-5-3-0------------
E--------------------------------
```

before the verse:

```
E------------------
B---5-6-5----------
G---5--------------
D------------------
A------------------
E------------------
```

also play during the verse:

```
--3--------
--3--------
--0--------
-----------
-----------
-----------
```

SHE CONFESSED HER LOVE TO ME
THEN SHE VANISHED ON THE BREEZE
TRYING TO HOLD ON TO THAT
WAS JUST IMPOSSIBLE.

SHE WAS MORE THAN BEAUTIFUL
CLOSER TO ETHEREAL
WITH A KIND OF
DOWN TO EARTH FLAVOR

Am
CLOSE MY EYES

```
IT'S THREE IN THE AFTERNOON

THEN I REALIZE

THAT SHE'S REALLY
          Em
GONE FOR GOOD



chorus:

         C   D  Hm Em
ANYBODY SEEN MY BABY
         C   D     Em
ANYBODY SEEN HER AROUND

LOVE HAS GONE
     C       D
AND MADE ME BLIND
        Hm                      Em
I'VE LOOKED BUT I JUST CAN'T FIND
                C
SHE HAS GOTTEN LOST
D       Em
IN THE CROWD



I WAS FLIPPIN' MAGAZINES
IN THE PLACE OF MERCER STREET
WHEN I THOUGHT I SPOTTED HER.

GETTING ON A MOTOR BIKE
LOOKING RATHER LADY LIKE
DIDN'T SHE JUST GIVE ME A WAVE?

SALTY TEARS
IT'S THREE IN THE AFTERNOON
HAS SHE DISAPPEARED
IS SHE REALLY GONE FOR GOOD

chorus:
ANYBODY SEEN MY BABY
ANYBODY SEEN HER AROUND
IF I JUST CLOSE MY EYES
I REACH OUT
AND TOUCH THE PRIZE
ANYBODY SEEN HER AROUND

(RAP)
```

ANYBODY SEEN MY BABY
ANYBODY SEEN HES AROUND
IF I JUST CLOSE MY EYES
I REACH OUT
AND TOUCH THE PRIZE
ANYBODY SEEN HER AROUND

LOST, LOST AND NEVER FOUND
I MUST HAVE CALLED HER
A THOUSAND TIMES
SOMETHING I THINK
SHE'S JUST IN MY IMAGINATION

LOST IN THE CROWD

From Guitar Tab Universe - www.guitartabs.cc [save this file]

#----------PLEASE NOTE----------#
#This file is the author's own work and represents their interpretation of the #
#song. You may only use this file for private study, scholarship, or research. #
#---#

Date: Sun, 28 Dec 1997 23:26:44 +0100
From: biela@netcologne.de
Subject: Are you already over me from the rolling stones

So here it is. It's the song no. 4 on "Bridges to Babylon". It's played best on an acoustic. Just listen to it and you'll find out the rhythm. Maybe I gonna submit the tab for the second guitar. 'Till then: Have fun.
  Simon Biela/Germany (Et kütt wie et kütt)

Are You Already Over Me
     By Jagger/Richards

[Em] [C] [Em] [C]

As you [Em]poured out the [C]drinks for me

I felt your [Em]hooks sink right [C]into me

And I [Em]knew you were my [C]destiny

And I [Em]thought you'd get the [C]best of me

[Em] [C] [Em] [C]

On the [Em]way down to [C]Mexico

As I [Em]danced in your [C]rodeo

You say [Em]poverty is [C]picturesque

As you [Em]dragged your nails a[C]cross my chest

You're so [G]cold

You're so [D]cruel

I'm your [F]man

Not your [C]fool

Are you [G]al[F]ready [C]over me

Are you [G]al[F]ready [C]over me

Are you [G]al[F]ready [C]over me

What a fool [G]I've been [C] [G]

[Em] [C] [Em] [C]

In the [Em]first flush of [C]ecstacy

As you [Em]lay naked [C]next to me

While our [Em]love put the [C]dawn to flight

I just [Em]ignore all those [C]warning lights

Cause when you [G]laugh

I just [D]cry

When you [F]left

I just [C]died

Are you [G]al[F]ready [C]over me

Are you [G]al[F]ready [C]over me

Are you [G]al[F]ready [C]sick of me

What a fool [G]I've been [C] [G]

[B]Hard to [F]hold on

To a love di[G]vine [C] [G]

[B]I'm kneeling [F]in a corner

Praying to [C]your shrine [F] [C]

[Em] [C] [Em] [C]

[Em] [C] [Em] [C]

and I'm so [G]hurt

So con[D]fused

I've been [F]burned

I've been [C]bruised

Are you [G]al[F]ready [C]over me

Are you [G]al[F]ready [C]over me

Are you [G]al[F]ready [C]sick of me

Are you [G]al[F]ready [C]over me

Are you [G]are you[F]already [C]over me

Are you [G]al[F]ready [C]tired of me

Are you [G]al[F]ready [C]over me

What a fool I've [G]been [C]

What a fool I've [G]been [C]

What a fool I've [G]been [C]

What a fool I've [G]been

From Guitar Tab Universe - www.guitartabs.cc [save this file]

#----------------------------------PLEASE NOTE--------------------------------#
#This file is the author's own work and represents their interpretation of the #
#song. You may only use this file for private study, scholarship, or research. #
#---#
#

#----------------------------------PLEASE NOTE--------------------------------#
#This file is the author's own work and represents their interpretation of the #
#song. You may only use this file for private study, scholarship, or research. #
#---##

AS TEARS GO BY by Mick Jagger, Keith Richards and Andrew Oldham

This is my tribute to all the crazy people, who sit night upon
night and transcribe songs for all the stupid people like me,
who not be able to find the chords for all the great songs.

I added this transcription, because in this archive I did not find
a finger style to play the song. I think it's absolutely
scandalous ;-) to play the song without picking the notes.
I play this song without any septime chord. It sounds great too.
Each time I play the song, it sounds a little bit different, because
I finger with the chords around. It means, that I play all the notes that
available for the current chord. Sometimes I added a g-note on the e-string
to the D-chord [Dsus4], sometimes I played the e-note on the E-string instead of the
e-note on the D-string. Things I ever do is the bridge [Em]-[Em7]-[C] and the
finger style at the D-chord. This sounds great and if you heard it you won't miss it.
The finger style at the D-chord supports also the melody.
The chords in brackets are "only" interim chords, but it gives the song its own
character.

Try to find your own style - it is allways the
better way to play a song in your own style than to make just a (bad) copy of it.

The chords are very simple: [G] [A] [C] [D]

Here is the stuff:
The intro is the same as the verse. Play it two times!

Repeat the following part two times (of course with the correct lyrics ;-))

```
         It is the        evening of the    da----------

  G                       A                 C

||--------3-------3------|-----------0-----|---------0-----0---|

||-------------0-----0---|-------3-----3---|-------1---------1-|

||-----------0----------0|-----3---------3-|-0---0-------------|

||-----------------------|---3-------------|-----------0-2-----|
```

```
||----------------------|-0--------------|---3--------------|

||-0-3-------------------|----------------|------------------|


---------y
 D        [Dsus2] D

|--------2---0----2-----||

|------3------------3---||

|----2----------------2-||

|-0----------0---0------||

|----------------------||

|----------------------||
```

after second repeat switch to the following

```
    smiling faces  I can se-----e      but not for      me
 C                 D      [Dsus4]D     G               Em       [Em7]

|------------0----|-------2--0---2----|------3---------|----0---------|

|---------1-----1-|-----3----------3--|----0---0-------|---0----------|

|------0----------|---2--------------2|--0-------0---0-|--0-----0---0-|

|-----------------|-0-----------------|------------0---|------2---0---|

|--3--------------|-------------------|----------------|-2------------|

|-----------------|-------------------|-3--------------|--------------|


  I  sit   and    watch as tears go    by
 C                                     D      [Dsus4]D[Dsus4]

|---------0-----------------0------0-|-------2---0---2----0---|

|-------1---1-------------1---1------|-----3----------------3-|

|-----0-------0---0-----0-------0----|---2--------------------|

|--------------2-----------------2---|-0----------------------|

|-3-----------------3----------------|------------------------|

|------------------------------------|------------------------|
```

[G] [A] [C] [D]

[G] It is the [A] evening of the [C] day. [D]
[G] I sit and [A] watch the children [C] play. [D]
[C] Smiling faces [D] I can see, [G] but not for [Em] me.
[C] I sit and watch as tears [Em] go [D] by.

[G] My riches [A] can't buy every[C]thing. [D]
[G] I want to [A] hear the children [C] sing. [D]
[C] All I hear [D] is the sound [G] of rain falling [Em] on the ground.
[C] I sit and watch as tears [Em] go [D] by.

Solo (the same as the intro)

[G] It is the [A] evening of the [C] day. [D]
[G] I sit and [A] watch the children [C] play. [D]
[C] Doing things I [D] used to do [G] they think are [Em] new.
[C] I sit and watch as tears [Em] go [D] by.

[G] [A] [C] [D]
[G] [A] [C] [D]

Have fun

Thomas Bernard, Frankfurt/Main

From Guitar Tab Universe - www.guitartabs.cc [save this file]

#---------------------------------PLEASE NOTE---------------------------------#
#This file is the author's own work and represents their interpretation of the #
#song. You may only use this file for private study, scholarship, or research. #
#---##
#

Date: Sun, 27 Oct 96 02:02:50 UT
From: Joe & JoAnne Keene
Subject: As Tears Go By

Just a clarification of the B chord --> Bb...

#---------------------------------PLEASE
NOTE---------------------------------#
#This file is the author's own work and represents their interpretation of the
#
#song. You may only use this file for private study, scholarship, or research.
#
#---
-##

From: "Dag Rambraut,o92a"

As Tears go by
The Rolling Stones

```
Verse 1 F         G                  B      C
        It is the evening  of  the   day
        F         G                  B      C
        I sit and watch the children play
        B             C7
        smiling faces I can see
        F           Dm
        But not for me
        B                           C       C7
        I sit and watch as tears go by


   ( And the rest goes with the same chords)

Verse 2
        My ritches can't buy everything
        I want to hear the children sing
        All I hear is the sound
        Of rain falling on the ground,
        I sit and watch as tears go by.
```

Verse 3
It is the evening of the day
I sit and watch the children play
Doing things I used to do
They think on you
I sit and watch as tears go by.

```
  F    G    B    C    C7   Dm
  1----3----1----0----0----1
  1----0----3----1----1----3
  2----0----3----0----3----2
  3----0----3----2----2----0
  3----2----1----3----3----0
  1----3----1----0----0----0
```

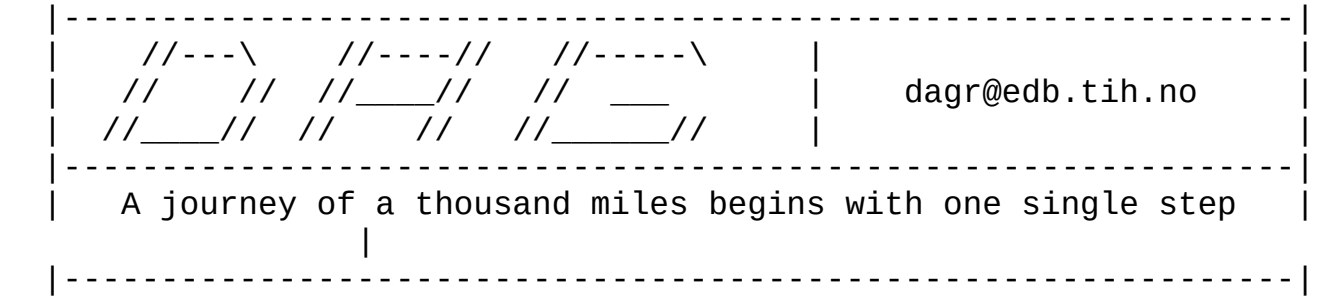

IF ANNYBODY HAS SOME STUFF OF THESE AND SIMILAR GROUPS, MAIL'EM TO ME, THANKS. TESLA, METALLICA, EXTREME, MANOWAR and so on.....

Correction of B to Bb chord by snaredreamz@msn.com
also, change the Bb & C chords to bar chords
10/26/96

As Tears Go By
The Rolling Stones

Verse 1 F G Bb C
It is the evening of the day
F G Bb C
I sit and watch the children play
Bb C7
smiling faces I can see
F Dm
But not for me
Bb C C7
I sit and watch as tears go by

(And the rest goes with the same chords)

Verse 2
My ritches can't buy everything

I want to hear the children sing
All I hear is the sound
Of rain falling on the ground,
I sit and watch as tears go by.

Verse 3

It is the evening of the day
I sit and watch the children play
Doing things I used to do
They think on you
I sit and watch as tears go by.

```
  F    G    Bb   C    C7   Dm
  1----3----6----8----0----1
  1----3----6----8----1----3
  2----4----7----9----3----2
  3----5----8----10---2----0
  3----5----8----10---3----0
  1----3----6----8----0----0
```

From Guitar Tab Universe - www.guitartabs.cc [save this file]

```
#---------------------------------PLEASE NOTE--------------------------------#
#This file is the author's own work and represents their interpretation of the #
#song. You may only use this file for private study, scholarship, or research. #
#----------------------------------------------------------------------------##
{t:As Tears Go By}
{st:Jagger, Richards & Oldham}
[D]It is the [E7]evening of the [G]day... [A7]
[D]I sit and [E7]watch the children [G]play... [A7]
[G]Smiling faces [A7]I can see, [D]but not for [Bm]me
[G]I sit and watch as [F#m]tears [Em7]go    [A7]by

[D]My riches [E7]can't buy ev'ry[G]thing... [A7]
[D]I want to [E7]hear the children [G]sing... [A7]
[G]All I hear [A7]is the sound [D]of rain falling [Bm]on the ground
[G]I sit and watch as [F#m]tears [Em7]go  [A7]by

[D]It is the [E7]evening of the [G]day... [A7]
[D]I sit and [E7]watch the children [G]play... [A7]
[G]Doin' things I [A7]used to do [D]they think are [Bm]new
[G]I sit and watch as [F#m]tears [Em7]go    [A7]by

[D]Mmmm ...  [E7]          [G]          [A7]
[D]Mmmm ...  [E7]          [G]          [A7]          [Em7]          [A7]
```

From Guitar Tab Universe - www.guitartabs.cc [save this file]

#----------PLEASE NOTE----------#
#This file is the author's own work and represents their interpretation of the #
#song. You may only use this file for private study, scholarship, or research. #
#----------##

Received: from LUGA.latrobe.edu.au (luga.latrobe.edu.au [131.172.2.2]) by post-office.nevada.edu (8.6.4/8.6.4) with SMTP id JAA04697 for ; Thu, 10 Mar 1994 09:30:07 -0800
Received: from lux.latrobe.edu.au by LUGA.latrobe.edu.au with SMTP id AA13667
  (5.67a/IDA-1.5/LTU-1.0 for); Fri, 11 Mar 1994 01:35:54 +1000
Received: by lux.latrobe.edu.au (5.67a/Ultrix3.0-C)
        id AA29231; Fri, 11 Mar 1994 01:35:54 +1000
Date: Fri, 11 Mar 1994 01:35:54 +1000
From: cscsj@lux.latrobe.edu.au (Junacko)
Message-Id: <199403101535.AA29231@lux.latrobe.edu.au>
To: jamesb@nevada.edu
Subject: Rolling Stones - As Tears Go By

Brian Davies wrote:

> AS TEARS GO BY by Mick Jagger, Keith Richards and Andrew Oldham

>

>

> [G] [A7] [C] [D7]

It's been a long time since I played this one but I think all of the A7

chords should be Aminor.

********** ujhennin@uxa.ecn.bgu.edu (Jim Henning) **********

   "I find it extraordinary, Mr. Richards, that a man of your stature only

    has one pair of pants." - Judge speaking to Keith Richards in 1977

****

From: davies@ils.nwu.edu (Brian Davies)

Newsgroups: alt.guitar.tab

Subject: Re: As Tears Go By (Rolling Stones)

AS TEARS GO BY by Mick Jagger, Keith Richards and Andrew Oldham

[G] [A7] [C] [D7]

[G] It is the [A7] evening of the [C] day. [D7]

[G] I sit and [A7] watch the children [C] play. [D7]

[C] Smiling faces [D7] I can see, [G] but not for [Em] me.

[C] I sit and watch as [Bm] tears [Em] go [D7] by.

[G] My riches [A7] can't buy every[C]thing. [D7]

[G] I want to [A7] hear the children [C] sing. [D7]

[C] All I hear [D7] is the sound [G] of rain falling [Em] on the ground.

[C] I sit and watch as [Bm] tears [Em] go [D7] by.

Solo on Verse

[G] It is the [A7] evening of the [C] day. [D7]

[G] I sit and [A7] watch the children [C] play. [D7]

[C] Doing things I [D7] used to do [G] they think are [Em] new.

[C] I sit and watch as [Bm] tears [Em] go [D7] by.

[G] [A7] [C] [D7]

[G] [A7] [C] [D7]

From Guitar Tab Universe - www.guitartabs.cc [save this file]

```
#----------------------------------PLEASE NOTE-------------------------------#
#This file is the author's own work and represents their interpretation of the#
#song. You may only use this file for private study, scholarship, or research.#
#----------------------------------------------------------------------------#

From: "DON CZAR"
Subject: r/rolling_stones/baby_break_it_down.crd
Date: Wed, 08 Apr 1998 09:51:34 PDT



SONG: BABY BREAK IT DOWN
ARTIST: ROLLING STONES
ALBUM: VOODOO LOUNGE
TAB BY: DON CZARSKI
E-MAIL: guitarzan7@hotmail.com



                      BABY BREAK IT DOWN
                        ROLLING STONES

INTRO: 3x's
                *             *
            F   F   F     F   F   F /  G    G  C  G


NOTE: ALL CHORDS ARE BARRE CHORDS. BARRE THE  F  FIRST FRET,
                                              *
    AND LIFT UP INDEX FINGER ON THIS CHORD - F -  ON 2nd BEAT.



CHORUS:
         Bb
        Baby break it down
         F
        Baby break it down
                              G   C  G
        We've got a long way to go
         Bb
        Baby break it down
         F
        Baby break it down
                              G   C
        We've got a long way to go


VERSE:
         G
        You're standing on your side
       C                G
```

```
        I'm standing on mine
       C              G
        It only needs one step
                         D
        And you could be crossing the line
       G
        There's nothing between us
       C              G
        Or maybe too much
       C            G                         D
        Whatever it is it's too fragile to touch


CHORUS:
        Baby break it down
        Baby break it down
        We got a long way to go
        Baby break it down
        Wrap your love around
        Babe, you've got a long way to go


VERSE 2:
       G
        And who jumps the fences
       C                    G
        And who builds the walls
       C                G                   D
        Whoever takes chances must surely fall


CHORUS:
        Baby break it down
        Baby break it down
        Babe, you've got a long way to go
        Baby break it down
        You'll be safe and sound
        You've got a long way to go

      * Babe too far to go  }    * INTRO RIFF ON BOTH
      * Too far to go       }


INSTRUMENTAL:  play chords to VERSE 2


VERSE 2:
        G
        There's no river running
       C               G
        That we can't cross
       C                G
        Does one or the other of us
                 D
        Have to be the boss
```

CHORUS:
Baby break it down
Baby break it down
Babe, you've got a long way to go
Baby break it down
Wrap your love around
A long way to go

CHORUS:
Baby break it down
Wrap your love around
Babe, you've got a long way to go
Baby break it down
Baby break it down
Long way to go

OUTRO: 7x's -- play the INTRO RIFF

any questions, comments or corrections e-mail to:
guitarzan7@hotmail.com

P
E
A
C C C
E E E
D O N

Get Your Private, Free Email at http://www.hotmail.com

From Guitar Tab Universe - www.guitartabs.cc [save this file]

#---------------------------------PLEASE NOTE--------------------------------#
#This file is the author's own work and represents their interpretation of the#
#song. You may only use this file for private study, scholarship, or research.#
#--#

Date: Thu, 07 May 1998 00:37:18 +0000
From: Ted Saxlid
Subject: r/rolling_stones/backstreet_girl_crd

BACKSTREET GIRL by THE ROLLING STONES from the album FLOWERS
Chords by: Ted Saxlid

```
G    Am7          G
I don´t want you to be high
D                  Am7           G
I don´t want you to be down
G                      Am7           G
Don´t want to tell you no lies
D                       Am7     G
Just want you to be a-round

Am                             E7          Am
Please come right up to my ears
Bm                C          G                 D
You will be able to hear what I say
G                          Am7         G
Don´t want you out in my world
D                   Am                      G
Just you be my backstreet girl

G                           Am7           G
Please don´t be part of my life
D                Am7            G
Please keep your-self to your-self
G                              Am7          G
Please don´t you bother my wife
D                      Am7               G
That way you won´t get no help

Am                E7               Am
Don´t try to ride on my horse
Bm                    C                        G                    D
You´re rather common and coarse any-way
G                          Am7         G
Don´t want you out in my world
D                   Am                      G
Just you be my backstreet girl
```

```
G                     Am7          G
Please don´t call me at home
D           Am7               G
Please don´t come come knocking at night
G                      Am7            G
Please never ring on the phone
          D                      Am7            G
Your manners are never quite right


Am                        E7         Am
Please take the favors I grant
Bm                C        G         D
Curtsy and look noncha-lant just for me
G                          Am7           G
Don´t want you part of my world
D                   Am7                   G
Just you be my backstreet girl
```

From Guitar Tab Universe - www.guitartabs.cc [save this file]

#----------------------------------PLEASE NOTE----------------------------------#
#This file is the author's own work and represents their interpretation of the #
#song. You may only use this file for private study, scholarship, or research. #
#---##

Received: from LUGA.latrobe.edu.au (luga.latrobe.edu.au [131.172.2.2]) by
post-office.nevada.edu (8.6.4/8.6.4) with SMTP id IAA00749 for ; Thu, 10 Mar 1994
08:59:38 -0800
Received: from lux.latrobe.edu.au by LUGA.latrobe.edu.au with SMTP id AA13506
  (5.67a/IDA-1.5/LTU-1.0 for); Fri, 11 Mar 1994 01:24:21 +1000
Received: by lux.latrobe.edu.au (5.67a/Ultrix3.0-C)
        id AA28925; Fri, 11 Mar 1994 01:24:17 +1000
Date: Fri, 11 Mar 1994 01:24:17 +1000
From: cscsj@lux.latrobe.edu.au (Junacko)
Message-Id: <199403101524.AA28925@lux.latrobe.edu.au>
To: jamesb@nevada.edu
Subject: Rolling Stones - Beast Of Burden

Subject: HELP w/ Beast of Burden (stones)

Sender: news@galileo.cc.rochester.edu

I've never seen this posted - nor have I seen it in ftp.nevada...

Too make a story short, I want to play this tune in my "band" and I would

like some opinions on how other people might play it... anyway here's what

I have now:

Beast Of Burden   The Rolling Stones

```
---2-/-4--4------7---4----------5

---3-/-5--5------7---5----------5

---2-/-4--4------8---6----------6

-----------------9-------5-/-7---
```

That's the most important part of the song - the chorus is just standard straight up chords (I think) but I can't remember them at the moment.

What I need help on is that the above doesn't sound thick enough - a bit too plain. Anyone play it differently?

Also, as a method for playing in a band with one guitarist, would you just keep playing the riff over and over instead of soloing off in the song - since I can't do both at the same time, and since I am not that good, I'd think to play what the audience knows best: the above riff.

Comments and suggestions are very welcome.

Scott

--

Life is easy when you're being kept afloat... Scott A. Rasche
...so I won't rock no boats. "Shorts"
XTC University of Rochester

>From: pat@jaameri.gsfc.nasa.gov (patrick m. ryan)
Subject: Re: HELP w/ Beast of Burden (stones)

Shorts (scrs_ltd@uhura.cc.rochester.edu) wrote:

>I've never seen this posted - nor have I seen it in ftp.nevada...

>Too make a story short, I want to play this tune in my "band" and I would

>like some opinions on how other people might play it... anyway here's what

>I have now:

>Beast Of Burden The Rolling Stones

```
>---2-/-4--4------7---4----------5
>---3-/-5--5------7---5----------5
>---2-/-4--4------8---6----------6
>-----------------9-------5-/-7---
```

I play it like this:

```
   A D           G
-------------------------------------
---5_7--7--5--7-5-3------------------
---6_7--7--6--7-6-4------------------
---7_7--7--7--7-7-5------------------
-------------------------------------
-------------------------------------
```

pat

--

"Now about those pictures..."

"I can explain! I was young! I needed the money!.."

patrick m. ryan

nasa / goddard space flight center / oceans and ice branch / hughes stx

pat@jaameri.gsfc.nasa.gov / patrick.m.ryan@gsfc.nasa.gov

>Subject: CRD: Stones ---- Beast Of Burden

From: SELD1020@HASARA11.SARA.NL (Hans van der Hof)

Enjoy,

Hans

The Rolling Stones

Beast Of Burden

```
E             B/D# C#m         A
I'll never be your beast of burden
E          B/D#  C#m        A
My back is broad but it's a hurting
E     B/D#        C#m         A
All I want is for you to make love to me
E             B/D# C#m         A
```

I'll never be your beast of burden

E B/D# C#m A

I've walked for miles, my feet are hurting

E B/D# C#m A B/D# C#m

All I want is for you to make love to me

A E/G# A

Am I hard enough Am I rough enough Am I rich enough

E/G# A B

I'm not too blind to see

E B/D# C#m A

I'll never be your beast of burden

E B/D# C#m A

So let's go home and draw the curtains

E E/D#

Music on the radio

C#m A E B/D# C#m

Come on baby, make sweet love to me

A E/G# A

Am I hard enough Am I rough enough Am I rich enough

E/G# A B E

I'm not too blind to see...oh little sister

```
   E/D#    C#m         A
```

Pretty, pretty, pretty girl

```
E  B/D#  C#m | A | E  B/D#  C#m | C#m  A | E  B/D#  C#m |
```

```
A             E                                  A
```

You're such a pretty, pretty, pretty, pretty, pretty, pretty girl

```
E                            A
```

Pretty, pretty such a pretty, pretty, pretty girl

```
E             A
```

Come on, baby please, please, please

```
A            E
```

I'll tell ya

```
               B/D# C#m   A
```

You can put me out on the street

```
E                       A
```

Put me out with no shoes on my feet

```
    E           B/D#  C#m                          A   E    B/D# C#m
```

But put me out, put me out, put me out... out of misery

```
E          B/D#     C#          A
```

All your sickness I can suck it up

```
E              E/D#
```

Throw it all at me

```
C#m            A

I can shrug it off

   E               B/D#  C#m          A

There's one thing, baby, I don't understand

E        E/G#         A

You keep telling me I ain't your kind of man



        E

Ain't I rough enough

A       E       B/D#  C#m

Ain't I tough enough

A       E

Ain't I rich enough

     B/D#  C#m

In love enough

     A           E  B/D#  C#m

Ooh  Ooh  please



repeat first verse


end:

I don't need no beast of burden

I need no fussing, I need no nursing
```

Never, never, never, never, never, never, never be...

I've made the chord diagrams using Andrew Gryc's very handy

program Chord Magic.

capo fret 4:

```
   E          B/D#       C#m        A          E/G#       E/D#       A/B

 E-0---------3---------0---------1---------0---------0---------1---------

 B-1---------0---------1---------1---------1---------1---------1---------

 G-0---------0---------2---------2---------0---------0---------2---------

 D-2---------0---------2---------3---------2---------2---------3---------

 A-3---------2---------0---------3---------3---------2---------3---------

 E-0-------------------------------1---------0-------------------3---------
```

From Guitar Tab Universe - www.guitartabs.cc [save this file]

#---------------------------------PLEASE NOTE---------------------------------#
#This file is the author's own work and represents their interpretation of the #
#song. You may only use this file for private study, scholarship, or research. #
#---##
Received: from LUGA.latrobe.edu.au (luga.latrobe.edu.au [131.172.2.2]) by
post-office.nevada.edu (8.6.4/8.6.4) with SMTP id IAA00697 for ; Thu, 10 Mar 1994
08:59:16 -0800
Received: from lux.latrobe.edu.au by LUGA.latrobe.edu.au with SMTP id AA13502
  (5.67a/IDA-1.5/LTU-1.0 for); Fri, 11 Mar 1994 01:24:00 +1000
Received: by lux.latrobe.edu.au (5.67a/Ultrix3.0-C)
        id AA28919; Fri, 11 Mar 1994 01:23:56 +1000
Date: Fri, 11 Mar 1994 01:23:56 +1000
From: cscsj@lux.latrobe.edu.au (Junacko)
Message-Id: <199403101523.AA28919@lux.latrobe.edu.au>
To: jamesb@nevada.edu
Subject: Rolling Stones - Before They Make Me Run

From: Jim Henning

Subject: CorrectedTab

Here is my rough attempt at tab for a Stones classic. The songs is in

open G tuning (D G D G B D). If you want to really be Keith

Richards-esque, remove the low D string completely.

First there is the opening riff as follows:

```
D 12----12--12--12--12-----x----0------5----5--7----0----------------

B 12----12--12--13--12-----x----0------5----5--7----0----------------

G 12----12--12--12--12-----9----0------5----5--7----0----------------

D 12----12--12--14--12-----9----0------5----5--7----0----------------

G 12----12--12--12--12-----9----0------5----5--7----0----------------

D ------------------------------------------------------------------
```

While I'm at it, I'll get all of the tab out of the way first. Here is the tab for the chorus parts:

```
        After   All is     said and    done

D 12----12--12--12--12-----x----x------7-----------------------------
B 12----12--12--13--12-----x----x------7-----------------------------
G 12----12--12--12--12-----9----9------7-----------------------------
D 12----12--12--14--12-----9----9------7-----------------------------
G 12----12--12--12--12-----9----9------7-----------------------------
D ------------------------------------------------------------------


        I gotta move while it's still  fun

D 12----12--12--12--12-----x----x------7-----------------------------
B 12----12--12--13--12-----x----x------7-----------------------------
G 12----12--12--12--12-----9----9------7-----------------------------
D 12----12--12--14--12-----9----9------7-----------------------------
G 12----12--12--12--12-----9----9------7-----------------------------
D ------------------------------------------------------------------


        I   better walk  before they   make    me   run

D 12----12--12--12--12-----x----0------5-------7----0----------------
B 12----12--12--13--12-----x----0------5-------7----0----------------
G 12----12--12--12--12-----9----0------5-------7----0----------------
D 12----12--12--14--12-----9----0------5-------7----0----------------
G 12----12--12--12--12-----9----0------5-------7----0----------------
D ------------------------------------------------------------------
```

Some chords you'll need to know in open G

```
     D  G  D  G  B  D
     ---------------
G    0  0  0  0  0  0   and also  12 12 12 12 12 12
C    5  5  5  5  5  5
D    7  7  7  7  7  7
Emin x  9  9  9  x  x
F   10 10 10 10 10 10
A#   3  3  3  3  3  3
```

A common Keith chord is like you see on the fourth chording in the opening riff. It is like hammering on the same chord position you would call in standard (concert) guitar tuning for A minor augmented.
For a C position chord, the hammer on would go:

```
          D  G  D  G  B  D                        D  G  D  G  B  D
  C-chord 5  5  5  5  5  5    hammer on F-chord   5  5  7  5  6  5
```

If you can do this, you can play Start Me Up, Brown Sugar, etc. etc. etc...

Better Walk Before They Make Me Run

by Jagger/Richards

(opening riff)

```
F          Emin     D          F        Emin       D
Worked the bars and sideshows along the twighlight zone
G
Only a crowd can make you feel so alone
G
And it really hit home
F         Emin      D               F          Emin D
Booze and pills and powders, you can choose your medicine
G                                          D
Well here's another goodbye to another good friend
```

(use chorus tab)

After all is said and done
I better move while it's still fun
I better walk before they make me run

Watched the taillights fading, there ain't a dry eye in the house
They're laughing and singing
Started dancing and drifting as I left town
Gonna find my way to heaven, `cause I did my time in hell
I wasn't looking too good but I was feeling real well

After all is said and done

I better move I had my fun

I better walk before they make me run

(bridge) G - D - F - C - A#

G - D - F - C - A#

G - D - F - C - D

After all is said and done

I better move, it's still fun

I better walk before they make me

I better walk before they make me

I better walk before they make me run

From Guitar Tab Universe - www.guitartabs.cc [save this file]

#---------------------------------PLEASE NOTE--------------------------------#
#This file is the author's own work and represents their interpretation of the #
#song. You may only use this file for private study, scholarship, or research. #
#--##
Received: from LUGA.latrobe.edu.au (luga.latrobe.edu.au [131.172.2.2]) by
post-office.nevada.edu (8.6.4/8.6.4) with SMTP id IAA00402 for ; Thu, 10 Mar 1994
08:55:49 -0800
Received: from lux.latrobe.edu.au by LUGA.latrobe.edu.au with SMTP id AA13514
  (5.67a/IDA-1.5/LTU-1.0 for); Fri, 11 Mar 1994 01:24:43 +1000
Received: by lux.latrobe.edu.au (5.67a/Ultrix3.0-C)
        id AA28937; Fri, 11 Mar 1994 01:24:39 +1000
Date: Fri, 11 Mar 1994 01:24:39 +1000
From: cscsj@lux.latrobe.edu.au (Junacko)
Message-Id: <199403101524.AA28937@lux.latrobe.edu.au>
To: jamesb@nevada.edu
Subject: Rolling Stones - Bitch

>From: ajm@titanic.iconix.oz.au (Andrew Mack,ICONIX Corporation,x222)

>Subject: BITCH - Stones

BITCH -- Stones

Riff: for intro, verse, "you got to mix it child, must be love" etc

```
---------------------------(8h5)-----------------------------------------

----------------------7-5-------------------7-5--------------------------

----------------------7-5-------------------7-5---5----------------------

----5-7-7-5-7-7-5-7-5---------------5-7-7-5-------5h7-5------------------

--7-------------------------------7---------------------7----------------

-------------------------------------------------------------5--------------
```

Chorus:

D

Yeah when you call my name

G A

I salivate like a Pavlov dog

D

Yeah when you .....(?)

B E

My heart starts beating like a big bass drum

D

From Guitar Tab Universe - www.guitartabs.cc [save this file]

#---------------------------------PLEASE NOTE--------------------------------#
#This file is the author's own work and represents their interpretation of the#
#song. You may only use this file for private study, scholarship, or research.#
#--#

From: "DON CZAR"
Subject: r/rolling_stones/black_limousine.crd
Date: Thu, 11 Jun 1998 05:32:23 PDT

SONG: BLACK LIMOUSINE
ARTIST: ROLLING STONES
ALBUM: TATTOO YOU
TAB BY: DON CZARSKI
E-MAIL: guitarzan7@hotmail.com

BLACK LIMOUSINE
ROLLING STONES

```
                  sl.
INTRO:     C  G   D / C  G  D


VERSE:
                  C
       We used to ride, baby
                           G
       Ride around in limousines
                   C
       We looked so fine, baby
                              G
       You in white and me in green
                    C
       Drinking and dancing
                           G
       All inside a crazy dream
                 D
       Well now look at your face now baby
      C                        G  D
       Look at you and look at me


VERSE:
       I get so scared
       Just to see you on the street
       They're living dead
       You're all the same, you never speak
```

You're wrecked out now
Washed up high up on the beach
Well now look at your face now baby
Look at you and look at me

INSTRUMENTAL: C G C G D C G D
               C G C G D C

Get Your Private, Free Email at http://www.hotmail.com

From Guitar Tab Universe - www.guitartabs.cc [save this file]

```
#---------------------------------PLEASE NOTE--------------------------------#
#This file is the author's own work and represents their interpretation of the#
#song. You may only use this file for private study, scholarship, or research.#
#----------------------------------------------------------------------------#

Date: Mon, 30 Mar 1998 07:58:24 PST
From: DON CZAR
Subject: CRD: BLINDED BY LOVE - ROLLING STONES

SONG: BLINDED BY LOVE
ARTIST: ROLLING STONES
ALBUM: STEEL WHEELS
TAB BY: DON CZARSKI
E-MAIL: guitarzan7@hotmail.com


                     BLINDED BY LOVE
                     ROLLING  STONES


INTRO:     A   D   A  -- 3x's


VERSE:
         A    D           A
        The queen of the Nile
         A   D           A
        She laid on her throne
       E
        And she was drifting downstream
                                        A D A
        On a barge that was burnished with g-o-ld
         A     D          A
        Royal purple the sails
         A   D         A
        So sweetly perfumed
       E
        And poor Mark Antony's
        Senses were drowned
                          A D A
        And his future was doomed


CHORUS:
      E        E7          A  D A
       He was blinded by love
```

VERSE:
The Philistines paid
For Samson's blind rage
The secrets that two lovers share
Should never have been betrayed

CHORUS:
He was blinded by love
He was blinded by love

BREAK:

```
    C#m                              A
       Now it's no use in crying or weeping
    C#m            C#                          D
       You better lock up your soul for safe keeping
         E         A  D  A
       Promise me
```

VERSE:
The poor Prince of Wales
He gave up his crown
All for the trivial pursuit of
A parvenu second-hand lady
So lovers beware
If you lose your heart
Careful now, don't lose your mind
Don't mortgage your soul to a stranger

CHORUS:
Don't be blinded by love
Don't be blinded by love

INSTRUMENTAL: play A D A -- like first two lines of VERSE

CHORUS:
Blinded by love
Blinded by love

OUTRO: A D A -- until fade out

any questions, comments or corrections e-mail me at:
guitarzan7@hotmail.com

From Guitar Tab Universe - www.guitartabs.cc [save this file]

#----------------------------------PLEASE NOTE--------------------------------#
#This file is the author's own work and represents their interpretation of the #
#song. You may only use this file for private study, scholarship, or research. #
#---##

BLINDED BY RAINBOWS (off The Woodoo Lounge album)

Sorry about the question marks, I really couldn't figure out the words!

Intro:

play this two times:

```
-------2-------2-------0-0-
-----2-------3-------1---1-
-----------2-------0-----0-
---0-----0---------------2-
-----------------3-------3-
-3-------------------------
```

```
                      G
Did you ever feel the pain
                    C
that he felt upon the cross,
                      D
did you ever feel the knife,
                         C
tearing flesh that's oh so soft?

                       Em     C
Did you ever touch the night,
                       Em    C
did you ever count the cost,
                     Em   C/G
do you had away the fear
                    D
put down paradise as lost?

             G          D   C
Yeah, you're blinded by rainbows,
 G           D    C
watching the wind blow,
 G          D  C
blinded by rainbows,
       Em
do you dream at night,
do you sleep at night,
C
I doubt it...
```

```
                      G
Did you ever feel the blast
                     C
as the semtex bomb goes off,
                      D
do you ever hear the screams,
                      C
as the limbs are all torn off?

                      G
Did you ever kiss the child,
                    C
who just saw his father shot,
                     D
do you ever shed a tear,
                   C
as the war drags on and on?

                       Em     C
Do you ever touch the night,
                     Em      C
is it just another job(?),
                       Em    C/G
do you feel the final hours
                      D
put down paradise as lost?

             G          D  C
Hey, you're blinded by rainbows,
     G        D  C
and faces in windows,
 G          D  C
blinded by rainbows,
       Em
do you dream at night,
do you sleep at night,
   C
I doubt it...
                  Em         C
Do you ever fear the night,
            Em               C
could it be the war is lost
                 Em          C/G
do you fear the final hour,
            D
do you near before the cross?

        G          D  C
You're blinded by rainbows,
 G            D    C
watching the wind blow,
 G          D  C
```

```
blinded by rainbows,
        Em
do you dream at night,
do you scream at night,
       C
do you smell the fear,
is your conscience clear,
       Em
do you kick(?) and sweat,
and your clothes are wet,
       C
do you see the light,
is the end in sight,
        Em
see the face of Christ,
and the paradise,
C
I doubt it...


Enjoy the song!

Mare Oreskovic

fs1v-marko.oreskovic@uni-lj.si
```

From Guitar Tab Universe - www.guitartabs.cc [save this file]

#----------PLEASE NOTE----------#
#This file is the author's own work and represents their interpretation of the#
#song. You may only use this file for private study, scholarship, or research.#
#----------#

From: "DON CZAR"
Subject: r/rolling_stones/brand_new_car.crd
Date: Mon, 08 Jun 1998 07:46:42 PDT

SONG: BRAND NEW CAR
ARTIST: ROLLING STONES
ALBUM: VOODOO LOUNGE
TAB BY: DON CZARSKI
E-MAIL: guitarzan7@hotmail.com

```
                         BRAND NEW CAR
                        ROLLING  STONES


CAPO: 2nd FRET   *(ALL CHORDS ARE RELATIVE TO THE CAPO)

INTRO:   G  D

VERSE:
             G                  D
      'Cause I got a brand new car
          G                     D
      And I like to drive real hard
      G                  D
      I got a brand new car
           G                   D
      And I'm feeling good so far


VERSE:
       G
      Take her on the highway for a little spin
      I want to see the kind of shape she's in
          D                  G
      And I got a brand new star


VERSE:
        G
      Jack her up baby, go on, open the hood
      I want to check if her oil smells good
```

```
        D                    G
      Mmmmm, smells like caviar


INSTRUMENTAL:  (GUITAR ARRANGED FOR HORNS)

     C     C  B  Bb  A       A  Bb  B  C       C  B  Bb  A  D

BREAK:
       C         (B) (Bb)   A
      Mmmm, give her some stick
       A  (Bb) (B)  C
      Push her too far
        C  (B) (Bb)  A   D     G  D  G
      Right to the brink


VERSE:
       G
      Hear the motor running
      Yeah, she's right in sink
      Tell me if she's thirsty
      Would she like a drink
           D                    G
      And I'm stopping at this bar

VERSE:
        G
      Slinky like a panther
      You can hear her purr
      Touch her on the seat
      Go on feel the fur
          D                  G
      And I got a brand new star


INSTRUMENTAL:  (PLAY THE SAME CHORDS AS THE 1st INSTRUMENTAL)


BREAK:
       C    (B)  (Bb)  A
      Mmmm, feel the juice
       A  (Bb)(B)   C
      Foot to the floor
       C   (B) (Bb) A  D
      Take some abuse

VERSE:
      G
      I got a brand new car
          D                   G
```

```
     And I drive her in the dark
                            D
     And I got a brand new car
                            G
     I think I'll stop and park


OUTRO:
        G  D  G     C  A    C  A    C  A -- FADE OUT

        any questions, comments or corrections e-mail me at:
                      guitarzan7@hotmail.com

                          P
                          E
                          A
                        C C C
                       E  E  E
                      D   O   N
```

_____
Get Your Private, Free Email at http://www.hotmail.com

From Guitar Tab Universe - www.guitartabs.cc [save this file]

#----------PLEASE NOTE----------#
#This file is the author's own work and represents their interpretation of the #
#song. You may only use this file for private study, scholarship, or research. #
#----------##
From: cscsj@lux.latrobe.edu.au (Junacko)
Subject: Rolling Stones - Brown Sugar

>From: euakan@eua.ericsson.se (Theo.Kanter)

>Subject: CHORDS: Brown Sugar Intro

BROWN SUGAR INTRO

There have been a few requests on the net for more "Stones stuff".

I presume that means "Keith Richard". I would like to contribute

with an attempt on the Brown Sugar Intro. In previous letters

tabulatures were presented with more complex fingering - without

retuning the instrument. The following is more straightforward.

N.B. Open-G tuning is requiered. Through away your lower-D string

if you are perticular about sounding like Keith does. X, Y, Z are the

10th, 11th an 12th position. In hex that would be A, B, C but confusing

to use.

```
D ---- 7--- 7--- ---- -0-- -0-- -000 0---
B ---- 8--- 7--- ---- -0-- -0-- -011 0---
G ---- 7--- 7--- ---- -0-- -0-- -000 0---
D ---- 9--- 7--- ---- -0-- -0-- -022 0---
G ---- 7--- 7--- ---- -0-- -0-- -000 0---
```

```
D ---- 7--- 7--- ---- -0-- -0-- -000 0---


D ---- 7--- 7--- ---- -0-- -0-- -000 0---

B ---- 8--- 7--- ---- -0-- -0-- -011 0---

G ---- 7--- 7--- ---- -0-- -0-- -000 0---

D ---- 9--- 7--- ---- -0-- -0-- -022 0---

G ---- 7--- 7--- ---- -0-- -0-- -000 0---

D ---- 7--- 7--- ---- -0-- -0-- -000 0---


D --X- X--- X--- X-X- --7- 7--- 7--- 7-7-

B --X- Y--- Y--- Y-X- --7- 8--- 8--- 8-7-

G --X- X--- X--- X-X- --7- 7--- 7--- 7-7-

D --X- Z--- Z--- Z-X- --7- 9--- 9--- 9-7-

G --X- X--- X--- X-X- --7- 7--- 7--- 7-7-

B --X- X--- X--- X-X- --7- 7--- 7--- 7-7-


B --3- 3-3- 3-3- 5-5- --7- 7-7- 7-7- 7-7-

B --3- 3-3- 4-3- 6-5- --7- 8-8- 8-8- 8-7-

B --3- 3-3- 3-3- 5-5- --7- 7-7- 7-7- 7-7-

B --3- 3-3- 5-3- 7-5- --7- 9-9- 9-9- 9-7-

B --3- 3-3- 3-3- 5-5- --7- 7-7- 7-7- 7-7-

B --3- 3-3- 3-3- 5-5- --7- 7-7- 7-7- 7-7-


D --X- X--- X--- X-X- --7- 7--- 7--- 7-7-

B --X- Y--- Y--- Y-X- --7- 8--- 8--- 8-7-

G --X- X--- X--- X-X- --7- 7--- 7--- 7-7-
```

```
D --X- Z--- Z--- Z-X- --7- 9--- 9--- 9-7-

G --X- X--- X--- X-X- --7- 7--- 7--- 7-7-

B --X- X--- X--- X-X- --7- 7--- 7--- 7-7-


B --3- 3-3- 3-3- 5-5- --7- 7-7- 7-7- 7-7-

B --3- 3-3- 4-3- 6-5- --7- 8-8- 8-8- 8-7-

B --3- 3-3- 3-3- 5-5- --7- 7-7- 7-7- 7-7-

B --3- 3-3- 5-3- 7-5- --7- 9-9- 9-9- 9-7-

B --3- 3-3- 3-3- 5-5- --7- 7-7- 7-7- 7-7-

B --3- 3-3- 3-3- 5-5- --7- 7-7- 7-7- 7-7-


(etc...)


I hope I got the timing right. (Too bad Emacs isn't connected to

/dev/audio and programmed to play tabulature...)


--


-----------------------------------------------------------------------
```

Theo Kanter ELLEMTEL Telecommunication Systems Laboratories

Box 1505, S-125 25 [lvsj| (AElvsjoe), Sweden

From: Harlan L Thompson

BROWN SUGAR- The Rolling Stones

TUNING: D G D G B D

```
    G   Gsus  G3  Bb Bbsus   C  Csus  Eb  Ebsus  F  Fsus  G2  G2sus
D --0- --0- --0- --3- --3- --5- --5- --8- --8- -10- -10- -12- -12-
B --0- --1- --0- --3- --4- --5- --6- --8- --9- -10- -11- -12- -13-
G --0- --0- --4- --3- --3- --5- --5- --8- --8- -10- -10- -12- -12-
```

```
D --0- --2- --0- --3- --5- --5- --7- --8- -10- -10- -12- -12- -14-
G --0- --0- --0- --3- --3- --5- --5- --8- --8- -10- -10- -12- -12-
D --0- --0- --0- --3- --3- --5- --5- --8- --8- -10- -10- -12- -12-

G2sus G2 C Csus C (rpt 3 more times)
Eb Ebsus Eb  C Csus C  Bb   Bbsus Bb  Csus C (rpt)

C
Gold coast slave ship bound for cotton fields
F
Sold in a market down in New Orleans
C
Scarred old slaver know he's doing alright
Bb                        C
Hear him whip the women just about midnight

CHORUS:
G G3 G Gsus    G    C    Csus                 C Csus  C
       Brown sugar, how come you taste so good, now
G G3 G Gsus    G     C    Csus                  C  Csus C
       Brown sugar, just like a young girl should,    wooo!
Eb Ebsus Eb  C Csus C Bb  Bbsus Bb Csus C

Drums are beating cold, English blood runs hot
Lady of the house wonderin' where it's gonna stop
Houseboy knows that he's doing alright
You shoulda heard him just around midnight
CHORUS
Eb Ebsus Eb  C Csus C Bb Bbsus Bb Csus C (rpt and solo over)

CHORUS #2:
Oohh come on brown sugar, how come you taste so good babe
Aaah brown sugar just like a black girl should

Aa-I bet your mama was a tent show queen
And all her boyfriends were sweet sixteen
I'm no schoolboy but I know what I like
You shoulda heard me just around midnight
CHORUS

G Gsus G Gsus G  C Csus C Csus C (rpt chords)

I said yeah yeah yeah wooo! How come, how come you taste so good?
I said yeah yeah yeah wooo! Just like a, just like a black girl should
Yeah yeah yeah wooo!



NOTE:  This is just a tidying up of previous  versions.  Thanks to the
previous posters.
```

From Guitar Tab Universe - www.guitartabs.cc [save this file]

#---------------------------------PLEASE NOTE---------------------------------#
#This file is the author's own work and represents their interpretation of the #
#song. You may only use this file for private study, scholarship, or research. #
#---##
From: tim@shovel.Prime.COM (Tim Cantin)
Date: 11 Aug 92 13:05:06 GMT

"Brown Sugar" - by the Rolling Stones

A friend of mine just showed me this recently. I love it :)
Chords only, though... lyrics should be easy from the recording,
and for any lead you're on your own... I don't "do" lead :)

(Note: I'm not filling in chords that were already diagramed,
I'm doing this on the fly and it takes too long!)

Main part:

```
e---x---x-------8---x-------4-------6----------
b---8---9-------8--10-------4-------6----------
g---8---8-------9--10-------5-------7----------
d---8---8------10--10-------6-------8----------
a---6---6------10---8-------6-------8----------
E---x---x-------8---x-------4-------6----------
   D#  D#?  D# B#  E#  B#  G#  D#  A#  E#  B#
```

Where "Brown Sugar" lyrics come in:

```
e---3------
b---3------
g---4------
d---5------
a---5------
E---3------
    G   B#
```

That's about the whole song... The strumming is a little strange;
listen to the album. More Stones stuff, please! (If anyone has it!)

Date: 18 Oct 95 12:22:02 EDT
From: John Kollins <73027.3417@compuserve.com>
Subject: Brown Sugar/Rolling Stones Version 1.a

Rolling Stones
Brown Sugar

CORRECTED VERSION: 1.A

IMPORTANT!! Use open G tuning -DGDGBD- that Keith uses on many Stones songs, e.g., Honky Tonk Woman, I Go Wild, etc. Drop the high E string to D, Drop the A string to G, and drop the low E string to D.

The song is pretty easy to play once you get the tuning and the basic chord and rythym patterns down.

Intro

```
-----------------------------------------------------D----------------
-13-12--------------------------------------------------B----------------
-12-12--8-8-8-9-8---------------------------------------G----------------
-14-12--9-9-9-9-9---------------------------------------D----------------
-----------------------------------------------------G----------------
-----------------------------------------------------D----------------
```

Verse intro

```
--8-8-8--8--8--5-5-5-5-5--1-1-1-3-3--5-5-5-5---------------------------
--8-8-9--9--8--5-5-6-6-5--1-2-1-4-3--6-6-6-5---------------------------
--8-8-8--8--8--5-5-5-5-5--1-1-1-3-3--5-5-5-5---------------------------
--8-8-10-10-8--5-5-7-7-5--1-3-1-5-3--7-7-7-5---------------------------
--8-8-8--8--8--5-5-5-5-5--1-1-1-3-3--5-5-5-5---------------------------
-------------------------------------------------------------------
```

Verse

```
  C                    F

Gold coast . . .
--5-5-5-5-5-5-5-5--10-10-10-10-10-10-10-10-----------------------------
--5-5-5-5-5-7-5-6--10-10-10-10-10-11-10-11-----------------------------
--5-5-5-5-5-5-5-5--10-10-10-10-10-10-10-10-----------------------------
--5-7-5-5-5-7-5-7--10-12-10-10-10-12-10-12-----------------------------
--5-5-5-5-5-5-5-5--10-10-10-10-10-10-10-10-----------------------------
-------------------------------------------------------------------

 C                   Bflat
-5-5-5-5-5-5-5-5-------------------------------------------------------
-5-5-5-5-5-7-5-6-------------------------------------------------------
-5-5-5-5-5-5-5-5-------------------------------------------------------
-5-7-5-5-5-7-5-7--3-3-3-3-3-3-5-3-5-5---------------------------------
-5-5-5-5-5-5-5-5--3-3-3-3-3-3-5-3-5-5---------------------------------
-------------------------------------------------------------------
```

This basic pattern varies somewhat verse to verse.

Chorus

```
 G                                C
--------------------------------5-5-5-5-5-5-5-5-5---------------------
--------------------------------5-5-5-5-5-5-5-6-6-5---------------------
```

```
-0-0-----------5---3--0-0-0-0--5-5-5-5-5-5-5-5-5-5--------------------
-0-0-----0-2-0-(5)-(3)-0-0-2-0--5-5-7-5-7-5-5-7-7-5--------------------
-0-0-3/4-0---0-(5)-(3)-0-0-0-0--5-5-5-5-5-5-5-5-5-5--------------------
-----------------------------------------------------------------------
```

Brown sugar . . . .

Notes in parentheses are optional, but add a deeper, bluesy flavor, especially when slightly bent.

At the end, when Mick is singing, "Yeah, yeah, yeah, . . . woo!" go back and forth between G (open) and C (5th fret bar). (If you've gotten this far, you will figure it out.)

I'm tabbing from memory, but I think this should at least get you close. Feel free to send comments/suggestions.

From Guitar Tab Universe - www.guitartabs.cc [save this file]

#---------------------------------PLEASE NOTE-------------------------------#
#This file is the author's own work and represents their interpretation of the#
#song. You may only use this file for private study, scholarship, or research.#
#---#

From: "DON CZAR"
Subject: r/rolling_stones/can_you_hear_the_music.crd
Date: Tue, 26 May 1998 10:14:55 PDT

SONG: CAN YOU HEAR THE MUSIC
ARTIST: ROLLING STONES
ALBUM: GOATS HESD SOUP
TAB BY: DON CZARSKI
E-MAIL: guitarzan7@hotmail.com

CAN YOU HEAR THE MUSIC
ROLLING STONES

```
                  sl.   sl.
INTRO: -- 5x's   C  / Bb / C
                 ///  //   //
```

Play barred C CHORD on the 8th fret. Slide to a barred Bb CHORD on the 6th fret and then back up to a barred C CHORD on the 8th fret. Try and get a "DRONING" type sound.

**NOTE: FOR ALL VERSES PLAY THE INTRO
VERSE:
Can you hear the music, can you hear the music?
Can you feel the magic hangin' in the air?
Can you feel the magic? Oh, yeah

CHORUS:
```
       F         C      F          C           F  C
      Love is a mystery I can't demystify, oh, no
    Bb                                  C
      And sometimes I wonder why we're here
          F        Bb            C    F  C
      But I don't care, I don't care
```

VERSE:
When I hear the drummer, get me in the groove
When I hear the guitar, makes me wanna move
Can you feel the magic, floatin' in the air?
Can you feel the magic? Oh yeah

CHORUS:
Sometimes you're feelin' you've been pushed around
And your rainbow justain't here
Don't you fear, don't you fear

VERSE:
When you hear the music trouble disappears
When you hear the music ringin' in your ears
Can you feel the magic floatin' in the air?
Can you hear the magic? Oh yeah

INSTRUMENTAL: PLAY CHORDS TO CHORUS -- THEN INTRO -- 5x's

VERSE:
Can you hear the music, can you hear the music?
Can you feel the magic dancin' in the air?
Can you feel the magic? Oh yeah

CHORUS:
Love is a mystery I can't demystify, oh no
Sometimes I'm dancin' on air
But I get scared, I get scared

VERSE:
Can you hear the music? Oh yeah
Can you hear the music ringin' in my ear?
Can you hear the music, can you hear the music?

FADE OUT:

any questions, comments or corrections e-mail me at:
guitarzan7@hotmail.com

P
E
A
C C C
E E E
D O N

Get Your Private, Free Email at http://www.hotmail.com

From Guitar Tab Universe - www.guitartabs.cc [save this file]

#---------------------------------PLEASE NOTE--------------------------------#
#This file is the author's own work and represents their interpretation of the #
#song. You may only use this file for private study, scholarship, or research. #
#---##
From: Briac Pilpre <100437.1571@CompuServe.COM>

CAN'T YOU HEAR ME KNOKCING
THE ROLLING STONES
Sticky Fingers

This song is divided in two parts, the first one is the rythm (by Keith) and the other is the solo (by Mick Taylor).
The first part is in G tuning (DGDGBD) and the other is in standard tuning.
You should play the rythmic with a DoublePickup on a Telecaster (Custom) with the neck pickup.
For the solo, it's a heavy LesPaul sound with sustain, played on the neck pickup too.
For both sections, a valve amp is required...

So here it is...

b(1t): bend of one tone
^v^v^v^v^v^v: vibrato
s: slide
po: pull off
h: hammer on

Ryhtmic

```
---------------------------------------I----------------------------------------
------po-------po---------------------I----------------------------------------
----10^9--7--9^7---------------------I----------------------------------------
----10^9--7--9^7--10--9--7--7--9--7---I--7--7--7--9----10-----7--7--9--7------
------------------10--9--7--7--7--7---I--7--7--7--9--X--7--X--7--7--7--7------
---------------------------------------I----------------------------------------


---------------------------------------I----------------------------------------
--------po-----------------------------I----po-------------------------------
--10---9^7-----------------------------I--10^9--7---po-po------------7---------
--10---9^7--10--9--7--7--9--7---------I--10^9--7--10^9^7--7---7--9--7---------
------------10--9--7--7--7--7---------I-----------10^9^7--7---7--7--7---------
---------------------------------------I----------------------------------------

   b(1/2t)
---------------------------------------I----------------------------------------
---------------------------------------I----------------------------------------
--9/--(9)-(9)-----------------7--------I----------------------------------------
--9---(9)-(9)--7--9--7--7--9-7--------I--7--7--7--9----10---7--7--9--7-------
---------------7--7--7--7--7--7--------I--7--7--7--7--X--7--X-7--7--7--7------
---------------------------------------I----------------------------------------
```

```
-------------------------------------I----------------I---------------------
------------------7--7--7--5--------I---7--5---------I---po-----------------
--7--7--7--7--5----7--7--7--5--------I---7--5---------I-10^9--7----po--------
--7--7--7--7--5----5--5--5--5--------I---5--5---------I-10^9--7--10^9--7-----
--7--7--7--7--5----------------------I----------------I----------10^9--7-----
-------------------------------------I----------------I---------------------

                                s                                        etc...
--------------------I---------------------------I-----------------------I----
--------7--7--7--5---I-7--5---------------------I-----7--7--7--5--7--5--I----
--5-----7--7--7--5---I-7--5--0---------po--------I--5--7--7--7--5--7--5--I----
--5-----5--5--5--5---I-5--5--0-----5--3^0----0---I--5--5--5--5--5--5--5--I----
--5-----------------I---------0/4---------5-----I--5-------------------I----
--------------------I---------------------------I-----------------------I----
```

Okay, that's it for the rythmic, Now lets go for the solo
(Hey it looks like Santana was haunting
Mick Taylor's mind in this stuff!!!)

```
      b(1t)                    b(1t)
---------------------I---I----------------------I--------------------------
---------------------I---I------------po---------I--------------------------
-(12)/^^^12----------I---I--(12)/^^^12^10----10^v^v^v^v^v^v^v-----------------
---------------------I---I---------------12------I--------------------------
---------------------I---I----------------------I--------------------------
---------------------I---I----------------------I--------------------------

     b(1t)       b(1t)                          b(1t)
-----------10-----I---------10-------I-10----------------I------------------
---------13----13/^^^^(13)^^(13)-----I----13--------po---I------------------
--12/-------------I------------------I-------12/(12)^10--I------10----------
------------------I------------------I--------------------I--12--------------
------------------I------------------I--------------------I------------------
------------------I------------------I--------------------I------------------

           b(1/4t)             b(1/4t)      b(1/4t)          b(1/4t)    b(1/4t)
-----------------10-10--I------10--10-------10--10------I----10-10------10-10
----10---13/------------I--13/-----------13/------------I-13/--------13/------
------------------------I--------------------------------I--------------------
------------------------I--------------------------------I--------------------
------------------------I--------------------------------I--------------------
------------------------I--------------------------------I--------------------

    b(1/4t)    b(1/4t)      b(1/4t)     b(1/4t)  b(1t)
-----10--10-----10--10--I----10--10-------10---13/------I-(13)---(13)----13---
-13/---------13/--------I-13/---------13/---------------I--------------------
------------------------I--------------------------------I--------------------
------------------------I--------------------------------I--------------------
------------------------I--------------------------------I--------------------
------------------------I--------------------------------I--------------------
   h        b(1t)                                              s
-10^8------------------------I----------------------I------10--13--13----
------10--8/--(8)--po---------I----------------------I--------------------
```

```
-----------------10^7--10--10-I^v^v^v^v^v---------------I---\12---------------
-------------------------------I-------------------------I---------------------
-------------------------------I-------------------------I---------------------
-------------------------------I-------------------------I---------------------


-10-13--13--10--13--13--I--10--13--13--10--13--13-------I--10-13-13-10--13--13
-------------------------I-------------------------------I---------------------
-------------------------I-------------------------------I---------------------
-------------------------I-------------------------------I---------------------
-------------------------I-------------------------------I---------------------
-------------------------I-------------------------------I--------------------
                      b(1t)                                          s      b(1t)
-10--13--13--10-13--13/--I-(13)---(13)--13---------------I-10---po--------13/
--------------------------I-------------------------------I----13^11\----------
--------------------------I-------------------------------I--------------------
--------------------------I-------------------------------I--------------------
--------------------------I-------------------------------I--------------------
--------------------------I-------------------------------I--------------------


-(13)-----(13)----13----I-10-----po---------------------I---------------------
-------------------------I-----13^10--------------------/h\-----13--13--13----
-------------------------I-----------10---------------12-I-14-----------------
-------------------------I-------------------------------I---------------------
-------------------------I-------------------------------I---------------------
-------------------------I-------------------------------I---------------------

                b(1/4t)                                b(1t)
-----h--------13/I-(13)---------------I---------------------I-----------20----
---13^15---15----I----13--13v^v^v^v^v-I----h----18-20/------I(20)--------------
-----------------I--------------------I--17^19--------------I------------------
-----------------I--------------------I---------------------I------------------
-----------------I--------------------I---------------------I------------------
-----------------I--------------------I---------------------I------------------

                        b(1/2t)                        b(1t)              b(1t)
-------po------------------I---------I---------------------I------------------
20/(20)^18----20/--18--20--I-18^v^v^vI----------15--18/----I(18)-18--------15-
----------19---------------I---------I--14--17-------------I--------14-17/----
---------------------------I---------I---------------------I------------------
---------------------------I---------I---------------------I------------------
---------------------------I---------I---------------------I------------------
       b(1t)       b(1t)         b(1t)                        b(1t)
-------------------------I-------------------------------I-----------10--------
----------15---------15-I-------------------------------I-------13-----13----
-14--17/-----14--17/----I--14--12/-(12)^10----10--^v^v^vI---12/---------------
-------------------------I------------------12-----------I---------------------
-------------------------I-------------------------------I---------------------
-------------------------I-------------------------------I---------------------

   b(1t)                                                                  etc...
-------------------------I-------------------------------I-------------------I--
-------------------------I-------------------------------I-------------------I--
---------po--------------I-------------------------------I-------------------I--
```



```
-12/-(12)^10----10------I---------------10--------------I-------------10----I--
-------------12------12-I--10--11--12---------12--------I-10--11--12---12---I--
------------------------I-------------------------------I-------------------I--
```

Hope you'll enjoy it
(By the way if someone have Prodigal Son, the StrayCat Blues Solo pleaz 'nevada' them)

From Guitar Tab Universe - www.guitartabs.cc [save this file]

#----------PLEASE NOTE----------#
#This file is the author's own work and represents their interpretation of the#
#song. You may only use this file for private study, scholarship, or research.#
#----------#

Date: Wed, 29 Apr 1998 09:45:32 PDT
From: DON CZAR
Subject: r/rolling_stones/cherry_oh_baby.crd

SONG: CHERRY OH BABY
ARTIST: ROLLING STONES
ALBUM: BLACK AND BLUE
TAB BY: DON CZARSKI
E-MAIL: guitarzan7@hotmail.com

CHERRY OH BABY
ROLLING STONES

**NOTE: THIS SONG BASICALLY CONSISTS OF 4 SETS OF CHORDS OR RIFFS,
THAT ARE PLAYED OVER THE WORDS.

```
 RIFF 1:  C G G G   C G G G
          / / / /   / / / /

 RIFF 2:  G G G   D D D  G G
          / / /   / / /  / /

 RIFF 3:  C G G G   C G G G   D G G G
          / / / /   / / / /   / / / /

 RIFF 4:  G G  C C  G G  D D  G G G
          / /  / /  / /  / /  / / /
```

INTRO: RIFF 1 + RIFF 2 THEN RIFF 1 + RIFF 2

VERSE:

```
      Oh, cherry oh, cherry oh, baby      - RIFF 1
      Don't you know I'm in need of thee  - RIFF 2
      If you don't believe it's true      - RIFF 1
      What have you left me to do         - RIFF 2
      It's so long I've been waitin'      - RIFF 1
      For you to come right in            - RIFF 2
      Now that we are together            - RIFF 1
      Please make my joy run over         - RIFF 2
```

CHORUS:
Wo-o-ee-o-ee-o-ee-o-ee-o-oh - RIFF 3
Wo-o-ee-o-ee-o-ee-o-ee-o-oh - RIFF 3
RIFF 1 -- Ye-e-e-e-e-e-e-e-e-eah - RIFF 2
RIFF 1 -- Ye-e-e-e-e-e-e-e-e-eah - RIFF 2

VERSE 2:
Oh, cherry oh, cherry oh, baby
Don't you know I'm in love with you
If you don't believe I do
Then why don't you try me
I'm never gonna let you down
Never make you wear no frown
You say you love me madly
Then why do you treat me badly

CHORUS 2:
Wo-o-ee-o-ee-o-ee-o-ee-o-oh - RIFF 4
Wo-o-ee-o-ee-o-ee-o-ee-o-oh - RIFF 4
RIFF 1 -- Ye-e-e-e-e-e-e-e-e-eah - RIFF 2
RIFF 1 -- Ye-e-e-e-e-e-e-e-e-eah - RIFF 2
Eileen, Eileen - PLAY INTRO -- 2x's

VERSE 2:

CHORUS 2:

FADE OUT:

any questions, comments or corrections e-mail me at:
guitarzan7@hotmail.com

From Guitar Tab Universe - www.guitartabs.cc [save this file]

#---------------------------------PLEASE NOTE--------------------------------#
#This file is the author's own work and represents their interpretation of the#
#song. You may only use this file for private study, scholarship, or research.#
#--#

Date: Wed, 18 Mar 1998 18:21:24 -0500
From: David Goodwin
To: guitar@olga.net
Subject: CRD: Citadel by the Rolling Stones

"Citadel"
by the Rolling Stones
from the album "Their Satanic Majesties Requests"
transcribed by David Goodwin

NOTE: This is an EXCEEDINGLY simple song, as far as chords go...

```
E     A     D     E
E      A          D        E
Men in arms shout who goes there
E      A          D        E
We have journeyed far from here
E      A          D        E
Armed with bibles make us swear
E         Dsus2  G        D        A
Candy and Cathy, hope you both are well
E           Dsus2  G      D    A     B
Please come see me in the Citadel
```

This repeats for the entire song...told ya it was easy...^_^

Additionally Lyrics (thanks to www.lyrics.ch)

Flags are flying dollar bills
>From the heights of concrete hills
You can see the pinnacles

Candy and Cathy, hope you both are well
Please come see me in the Citadel

In the streets of many walls
Hear the peasants come and crawl
You can hear their numbers called

Candy and Cathy, hope you both are well
Please come see me in the Citadel

Screaming people fly so fast
In their shiny metal cars
Through the woods of steel and glass

Candy and Cathy, hope you both are well
Please come see me in the Citadel
Oh well

ksg1-2@idt.net

From Guitar Tab Universe - www.guitartabs.cc [save this file]

#---------------------------------PLEASE NOTE---------------------------------#
#This file is the author's own work and represents their interpretation of the #
#song. You may only use this file for private study, scholarship, or research. #
#---##
Received: from LUGA.latrobe.edu.au (luga.latrobe.edu.au [131.172.2.2]) by
post-office.nevada.edu (8.6.4/8.6.4) with SMTP id IAA00456 for ; Thu, 10 Mar 1994
08:56:35 -0800
Received: from lux.latrobe.edu.au by LUGA.latrobe.edu.au with SMTP id AA13535
  (5.67a/IDA-1.5/LTU-1.0 for); Fri, 11 Mar 1994 01:26:07 +1000
Received: by lux.latrobe.edu.au (5.67a/Ultrix3.0-C)
        id AA28972; Fri, 11 Mar 1994 01:26:03 +1000
Date: Fri, 11 Mar 1994 01:26:03 +1000
From: cscsj@lux.latrobe.edu.au (Junacko)
Message-Id: <199403101526.AA28972@lux.latrobe.edu.au>
To: jamesb@nevada.edu
Subject: Rolling Stones - Cocksucker Blues

Subject: Cocksucker! Was: FUCKING ARCHIVE SHIT!!!

From: SELD1020@HASARA11.SARA.NL (Hans van der Hof)

The Rolling Stones

Cocksucker Blues

```
                Bbm
Well, I'm a lonesome schoolboy and I just came into town
                 Ebm                                    Bbm
Yeah, I'm a lonesome schoolboy and I just came into town
        F7                      Ebm                         Bbm
Well, I heard so much about London I decided to check it out



        Bbm
```

Well, I wait in Leicester Square where the guy never looks in my eye

Ebm Bbm

Yeah, I'm leaning on Nelsons Column but all I do is talk to the lime

F7

Oh where can I get my cock sucked, where can I get my arse fucked

Bbm F7 Bbm

I ain't got no money, but I know where to put it every time

Well, I asked a young policeman if he'd only lock me up for the night

Well, I've had pigs in the farmyard... some of them, some of them are alright

Well, he fucked me with his truncheon and his helmet was way too tight

Oh where can I get my cock sucked, where can I get my arse fucked

I ain't got no money, but I know where to put it every time

From Guitar Tab Universe - www.guitartabs.cc [save this file]

From: DON CZARSKI
To: rob@getinyourcrib.com
Subject: COMING DOWN AGAIN - ROLLING STONES
Date: Monday, July 26, 1999 6:42 AM

SONG: COMING DOWN AGAIN
ALBUM: GOATS HEAD SOUP
ARTIST: ROLLING STONES
TAB BY: DON CZARSKI
E-MAIL: guitarzan7@hotmail.com

COMING DOWN AGAIN
ROLLING STONES

CAPO: 1st FRET

INTRO: C F - 6X's (GUITAR ARRANGED FOR PIANO)

CHORUS 1:

```
C               Bb   C               Bb
Coming down again,  coming down again
c               Bb                 F  C
Coming down again, coming down again
```

VERSE:

```
G                              Am               (Am G F)
Share your thoughts, there's nothing you can hide
          G           C
She was dying to survive
G                   Am           (Am G F)
I was caught, oh, taken for a ride
           G             C
She was showing no surprise
```

CHORUS 2:
Coming down again, coming down again
Where are all my friends, coming down again
CHORUS:
Coming down again, coming down again
On the ground again, coming down again

VERSE:
Slipped my tongue in someone else's pie
Tasting better ev'ry time
She turned green and tried to make me cry
Being hungry it ain't no crime

CHORUS:
(Coming down again,) coming down again
All my time's been spent, coming down again

CHORUS 1:
INSTRUMENTAL: PLAY CHORDS FROM CHORUS TO VERSE
CHORUS 2:
CHORUS 2:
FADE OUT

ANY QUESTIONS, COMMENTS OR CORRECTIONS E-MAIL TO:
guitarzan7@hotmail.com

P
E
A
C C C
E E E
D O N

Get Free Email and Do More On The Web. Visit http://www.msn.com

From Guitar Tab Universe - www.guitartabs.cc [save this file]

#---------------------------------PLEASE NOTE--------------------------------#
#This file is the author's own work and represents their interpretation of the#
#song. You may only use this file for private study, scholarship, or research.#
#--#

From: "DON CZAR"
Subject: r/rolling_stones/crazy_mama.crd
Date: Fri, 29 May 1998 07:27:15 PDT

SONG: CRAZY MAMA
ARTIST: ROLLING STONES
ALBUM: BLACK AND BLUE
TAB BY: DON CZARSKI
E-MAIL: guitarzan7@hotmail.com

CRAZY MAMA
ROLLING STONES

INTRO: *(D Dsus4 D) -- 4x's

VERSE: *MEANS- PLAY THIS
D* D Dsus4 D
Well, you're crazy mama
With your ball and chain
G
And your sawn off shotgun
D* D* D*
Blown out brains, yeah

VERSE:
D*
You can scandalize me
Scorn my name
G
You can steal my money
D*
That don't mean a doggone thing

CHORUS:
A
'Cause if you really think you can push it
B G
I'm gonna bust your knees with a bullet, ooh
D* D*

Crazy mama, ah yeah

VERSE:
Well, your old time religion
Is just a superstition
You're gonna pay high prices
D* D*
For your sacrifices, ah yeah

VERSE:
All your blood and thunder
Sure can't phase me none
If you're gonna keep on comin'
I'm gonna take it all head on

CHORUS:
And if you don't believe I'm gonna do it, yeah
Just wait till you get hit by that bullet, ooh
Crazy mother, ah yeah
D* D* D* D*
I'm comin' down to get you, boy, ooh

VERSE:
Don't think I ain't thought about it
It sure make my shackle rise
And cold blood murder
It make me wanna draw the line, yeah, ooh yeah

VERSE:
Well, you're crazy mother
With your ball and chain
You're plain psychotic, ooh
Plain insane

CHORUS:
And if you don't believe I'm gonna do it, yeah
Just wait for that thud of that bullet, ooh
You're crazy mother, ah yeah
You're crazy mother, yeah
You're crazy mother, yeah
Crazy mother, yeah

FADE OUT:

any questions, comments or corrections e-mail me at:
guitarzan7@hotmail.com

```
      P
      E
      A
    C C C
  E   E   E
D     O     N
```

_____
Get Your Private, Free Email at http://www.hotmail.com

From Guitar Tab Universe - www.guitartabs.cc [save this file]

#---------------------------------PLEASE NOTE--------------------------------#
#This file is the author's own work and represents their interpretation of the#
#song. You may only use this file for private study, scholarship, or research.#
#--#

Date: Thu, 30 Apr 1998 08:57:10 PDT
From: DON CZAR
Subject: r/rolling_stones/dance_little_sister.crd

SONG: DANCE LITTLE SISTER
ARTIST: ROLLING STONES
ALBUM: IT'S ONLY ROCK 'N' ROLL
TAB BY: DON CZARSKI
E-MAIL: guitarzan7@hotmail.com

DANCE LITTLE SISTER
ROLLING STONES

```
INTRO: -- 2x's       A
                     / /   / / /


VERSE:
       A
       On Thursday night she looked a fright
       Her pricki hair all curled
       Oh Lord, what a sight                E* - means play this RIFF:
         E*     E*                   A           (E  Esus4  E  E)
       Dance, dance, little sister, dance


VERSE:
       On Friday night she's all decked out
       Her high heel shoes, her dress so tight
       Dance, dance little sister, dance

VERSE:
       On Saturday night she bass-a-dee
       She stepping high on Frederick's Street
       Dance, dance little sister, dance

CHORUS:
       A
       I said dance, dance little sister, dance
                             E*
       Dance little sister, dance
```

```
  E*                    A
Dance little sister, dance
A
I said dance, dance little sister, dance
                        E*
Dance little sister, dance
  E*                    A
Dance little sister, dance


VERSE:
It make me hot, I wet with sweat
It burn like hell, I've four hours lest
Dance, dance little sister, dance

VERSE:
Get next to me, drive me close
Don't mammaguay, I lose control
Dance, dance little sister, dance


CHORUS:
I said dance, dance little sister, dance
Dance little sister, dance
Dance little sister, dance
I said dance, dance little sister, dance
Dance little sister, dance
Dance little sister, dance


BREAK:
G                               A
Ah, jump out of Africa with a step that looks so bold
G                              A       D     G   C   F  Bb
Ah, when you kickin' high it make my blood run cold


INSTRUMENTAL:  SOLO OVER CHORUS CHORDS


CHORUS:

CHORUS:


VERSE:
On Saturday night we don't go home
We bacchanal, there ain't no dawn
Dance little sister dance
```

CHORUS: TO FADE OUT

any questions, comments or corrections e-mail me at:
guitarzan7@hotmail.com

From Guitar Tab Universe - www.guitartabs.cc [save this file]

#---------------------------------PLEASE NOTE--------------------------------#
#This file is the author's own work and represents their interpretation of the#
#song. You may only use this file for private study, scholarship, or research.#
#--#

Date: Wed, 08 Apr 1998 09:45:29 PDT
From: DON CZAR
Subject: r/rolling_stones/dancing_with_mister_d.crd

SONG: DANCING WITH MR. D
ARTIST: ROLLING STONES
ALBUM: GOATS HEAD SOUP
TAB BY: DON CZARSKI
E-MAIL: guitarzan7@hotmail.com

DANCING WITH MR. D
ROLLING STONES

INTRO: play 4x's - (also, during verses)

```
E ---------------------------------------
B ---------------------------------------
G --------------7-----------------7-------
D --------------7--5--------------7-------
A --------5--7--------------5--7----------
E --5--8--------------5--8----------------
```

VERSE: (other guitar plays opening riff)

```
 A            C             A            C
Down in the graveyard where we have our tryst,
     A          C          A          C
The air smells sweet, the air smells sick.
A         C           A            C
He never smiles, his mouth merely twists,
      A           C            A          C
The breath in my lungs feels clinging and thick.
    A            C               A      C
But I know his name, he's called Mister D.
     A            C               A       C
And one of these days he's gonna set you free.
  A     C                 A               C
Human skulls is hangin' right 'round his neck,
     A           C         A        C
The palms of my hands is clammy and wet.
```

CHORUS: A G C A

```
       Lord, I was dancin', dancin' dancin' so free,
        A        G        C          A
       Dancin', dancin', dancin' so free.
        A        G              C        A
       Dancin', Lord, keep your hands off me,
        A            G        C  A
       Dancin' with Mister D.,
       A            A  G  C  A
       With Mr. D.,
       A            A  G  C  A
       With Mr. D.

VERSE:
       Will it be poison, put in my glass,
       Will it be slow or will it be fast?
       The bite of a snake, the sting of a spider,
       A drink of Belladonna on a Toussaint night.
       Hiding in a corner in New York City,
       Lookin' down a forty four in West Virginia.

CHORUS:

VERSE:
      One night I was dancin' with a lady in black,
      Wearin' black silk gloves and a black silk hat.
      She looked at me longin' with black velvet eyes,
      She gazed at me strange all cunning and wise.
      Then I saw the flesh just fall off her bones,
      The eyes in her skull was burning like coals.
      Lord, have mercy, fire and brimstone.
      I was dancin' with Misses D.


CHORUS:
      Lord, I was dancin', dancin', dancin' so free,
      I was dancin', dancin', dancin' so free.
      Dancin', dancin', dancin' so free.

      Dancin', dancin'. -- fade out

       any comments, questions, or corrections e-mail to:
                   guitarzan7@hotmail.
```

From Guitar Tab Universe - www.guitartabs.cc [save this file]

```
#---------------------------------PLEASE NOTE--------------------------------#
#This file is the author's own work and represents their interpretation of the #
#song. You may only use this file for private study, scholarship, or research. #
#----------------------------------------------------------------------------##
DANDELION
(Jagger/Richards)

I don't know how to label the parts of this song (verse, chorus,
bridge), as the structure's pretty unique.   In need of additions
- especially the break before the final verse - and probably some
other changes.


Bb                              C7
Prince or pauper, beggarman or king
Bb                                   C7
Play the game with every flower you bring

Bb                     Gm
Dandelions all tell no lies
Eb                       C7
Dandelions will make you wise
Bb                      Gm
Tell me if she laughs or cries
Eb              C7
Blow away dandelion

1 o'clock, 2 o'clock, 3 o'clock, 4 o'clock, 5
Dandelions don't care about the time
Dandelion don't tell no lies
Dandelion will make you wise
Tell me if she laughs or cries
Blow away dandelion
Eb               G7
Blow away dandelion

     (G7)      C           C7       G
     So you're holding out just the same
             C              C7   G
     You can play the dandelion game
                C                              F7
     When you're finished with your childlike prayer

     Well you know you should wear it

Tinker, tailor, soldier, sailor's life
Rich man, poor man, beautiful doctor's wife
Dandelion won't tell no lies
Dandelion will make you wise
```

Tell me if she laughs or cries
Blow away dandelion
Blow away dandelion

Little girls and boys come out to play
Bring your dandelions to blow away
Dandelion won't tell no lies
Dandelion will make you wise
Tell me if she laughs or cries
Blow away dandelion
Eb Bb
Blow away dandelion

submitted by:
Ted Hermary
czth@musica.mcgill.ca

From Guitar Tab Universe - www.guitartabs.cc [save this file]

#----------------------------------PLEASE NOTE----------------------------------#
#This file is the author's own work and represents their interpretation of the #
#song. You may only use this file for private study, scholarship, or research. #
#---##
Received: from LUGA.latrobe.edu.au (luga.latrobe.edu.au [131.172.2.2]) by
post-office.nevada.edu (8.6.4/8.6.4) with SMTP id IAA00738 for ; Thu, 10 Mar 1994
08:59:33 -0800
Received: from lux.latrobe.edu.au by LUGA.latrobe.edu.au with SMTP id AA13548
  (5.67a/IDA-1.5/LTU-1.0 for); Fri, 11 Mar 1994 01:26:43 +1000
Received: by lux.latrobe.edu.au (5.67a/Ultrix3.0-C)
        id AA28994; Fri, 11 Mar 1994 01:26:42 +1000
Date: Fri, 11 Mar 1994 01:26:42 +1000
From: cscsj@lux.latrobe.edu.au (Junacko)
Message-Id: <199403101526.AA28994@lux.latrobe.edu.au>
To: jamesb@nevada.edu
Subject: Rolling Stones - Dead Flowers

>From RBARRETT@uga.cc.uga.edu

Hello:

I was trying to learn (by ear) the Rolling Stones song 'Dead Flowers' off the

Sticky Fingers cd. I am just learning or trying to learn songs by ear off the

record.

Anyway, I don't have the words but I think the chords go like this:

INTRO -- D   A   G   A

         //// //// //// ////

Verses - D   A   G   A

         //// //// //// ////

```
PreChorus? --  A                                D
               Take me down little Suzie Take me down

               A                                              D
               I know you think you're the queen of the underground

Chorus  ---               G                           D
               And you can send me dead flowers every morning

               G                                  D
               Send me dead flowers through the mail

               G                           D
               Send me dead flowers to my wedding

               G                           A             D
               And I won't forget to put roses on your grave.
```

Well, that is about all I have. If anyone has any corrections..please contribu te. I would like to know.

Thanks,

Richard Barrett

>From: 890554h@dragon.acadiau.ca (Andrew Hoogerwerf)

Subject: Re: CRD: Dead Flowers --- Rolling Stones

Intro:

```
        D(9) D  A  G  D
```

```
 D(9)  D                A            G                D
Well when you're sitting there in your self upholstered chair
D(9)    D       A                 G   D
Talking to some rich folk that you know
D(9)   D                 A        G           D
Well I hope you won't see me in my ragged company
D(9)  D               A          G  D
Cause you know I could never be alone

        A                         D    D(9)  D  D(9)  D
Take me down little Susie, take me down
A                                          D     D(9)  D
I know you think you're the queen of the underground

            G                         D      D(9)  D
And you can send me dead flowers every morning
G                          D    D(9)   D
Send me dead flowers by the mail
```

```
G                           D         D(9)   D
Send me dead flowers  to my wedding
D                          A             G   D
And I won't forget to put roses on your grave



Verse 2

Well when you're sitting back in your rose pink cadillac
Making bets on Kentucky Derby Day
Well I'll be in my basement room with a needle and a spoon
And anoyther girl to take my pain away




This is the way I learned it, if you have any questions don't be afraid to
mail me.

--
   ------------------------------------------------------------
   Andrew Hoogerwerf               890554@dragon.acadiau.ca
   196 Skyway apt 10               Acadia University N.S. Canada
               "Turn On, Tune In, and Drop Out"
```

>From: davies@ils.nwu.edu (Brian Davies)

Subject: CRD: Dead Flowers (Stones)

Here are the chords...

DEAD FLOWERS by Mick Jagger and Kieth Richards

[D] [A] [G] [D]

Well, [D] when you're sitting [A] there in your [G] silk upholstered [D] chair,
[D] Talking to some [A] rich folk that you [G] know, [D]
Well I [D] hope you won't see [A] me in my [G] ragged compa[D]ny,
For [D] you know I could [A] never be a[G]lone. [D]

Take me [A] down little Suzie, take me [D] down.
[A] I know you think you're the queen of the under[D]ground.
And you can [G] send me dead flowers every [D] morning,
[G] Send me dead flowers by the [D] mail,
[G] Send me dead flowers to my [D] wedding,
And I [D] won't forget to put [A] roses on your [G] grave. [D]

Well, [D] when you're sitting [A] back in your [G] rose pink Cadil[D]lac,

[D] Making bets on [A] Kentucky Derby [G] day, [D]

I'll be [D] in my basement [A] room with a [G] needle and a [D] spoon,

And a[D]nother girl can [A] take my pain a[G]way. [D]

Chorus

Solo on Verse

Take me [A] down little Suzie, take me [D] down.

[A] I know you think you're the queen of the under[D]ground.

And you can [G] send me dead flowers every [D] morning,

[G] Send me dead flowers by the U. S. [D] mail,

[G] Say it with dead flowers at my [D] wedding,

And I [D] won't forget to put [A] roses on your [G] grave. [D]

No I [D] won't forget to put [A] roses on your [G] grave. [D]

From Guitar Tab Universe - www.guitartabs.cc [save this file]

#---------------------------------PLEASE NOTE--------------------------------#
#This file is the author's own work and represents their interpretation of the#
#song. You may only use this file for private study, scholarship, or research.#
#--#

Date: Wed, 27 May 1998 06:50:56 PDT
From: DON CZAR
Subject: r/rolling_stones/eileen.crd

SONG: EILEEN
ARTIST: KEITH RICHARDS/ROLLING STONES
ALBUM: MAIN OFFENDER
TAB BY: DON CZARSKI
E-MAIL: guitarzan7@hotmail.com

EILEEN
KEITH RICHARDS
ROLLING STONES

INTRO: C C D G -- 2x's

VERSE:

```
       C                  D      G
       Eileen, won't you lean on me, mmm
      D                                 C
       This is no life living here without you
      D                                 C
       This is no way for me to get along, yeah
      D                                 C     D
       Now that I know I'm no good without you
       C      D G
       Eileen,   Eileen
```

VERSE:

```
       C                    D     G
       Eileen, won't you lean on me, please
      D                             C        D
       How much I had baby when I had you (had you)
                    C
       I'm destitute  this way, yeah
      D                                 C    D
       I'm doing time living here without you
       C      D  G                 C       D  G
       Eileen,  (Eileen, Eileen), Eileen
```

```
VERSE:
       C            D        G
       Eileen, I'm coming clean, yeah
  D  C    D                                C
       (Without you) I guess no substitute will do
      D                             C            D
       What do I do, baby, to impress you (impress you)
                                                 C
       Now that I'm blown and thrown out the way


INSTRUMENTAL:  C C  D G   C C  D G   D  C  D


VERSE:
        C        D   G
       Eileen, oooh yeah
                C               D      G
       (Eileen), Eileen you can lean on me, yeah

       Baby, I'm dead in a cruel world without you, yeah}  D  C
       Ooooh, ooh yeah c'mon                            }  D  C
       Lean on me, lean on me                           }  D  C  D


OUTRO: ( PLAY  C  C  D G ) -- UNTIL FADE OUT

       Lean on me
       Eileen, Eileen
       Lean on me
       Eileen, Eileen, baby won't you lean on me

FADE OUT:

NOTE:
   I WOULD LIKE TO THANK * CHUCK FIESELMAN * FOR TURNING ME ON TO
   THE SOLO ALBUMS BY KEITH RICHARDS. HE'S THE ONE WHO GOT ME
   INSPIRED TO TAB THEM OUT. THANKS CHUCK !!!!!!

      any questions, comments or corrections e-mail me at:
                  guitarzan7@hotmail.com
```

From Guitar Tab Universe - www.guitartabs.cc [save this file]

#---------------------------------PLEASE NOTE--------------------------------#
#This file is the author's own work and represents their interpretation of the#
#song. You may only use this file for private study, scholarship, or research.#
#--#

Date: Thu, 30 Apr 1998 10:58:23 PDT
From: DON CZAR
Subject: r/rolling_stones/emotional_rescue.crd

SONG: EMOTIONAL RESCUE
ARTIST: ROLLING STONES
ALBUM: EMOTIONAL RESCUE
TAB BY: DON CZARSKI
E-MAIL: guitarzan7@hotmail.com

EMOTIONAL RESCUE
ROLLING STONES

INTRO: PLAY THIS BASIC RIFF AT THE INTRO AND DURING THE VERSES.
AT TIMES (LIKE THE INTRO) IMPROVISE ON THIS BASIC RIFF.

```
E ----------------------------------|
B ----------------------------------|
G ----------------------------------|
D ----------------------------------|
A ---5--3--1--1--1---1-1--1-1--/5---|
E ----------------------------------|
```

VERSE:
Is there nothing I can say
Nothing I can do
To change your mind
I'm so in love with you
You're to deep in
You can't get out
You're just a poor girl in a rich man's house

Ooh ooh ooh ooh ooh ooh ooh ooh
Ooh ooh ooh ooh ooh ooh ooh ooh
G F G
Yeah, baby, I'm crying over you

VERSE:
Don't you know promises were never made to keep

```
       Just like the night, dissolve in sleep
       I'll be your savior, steadfast and true
       I'll come to your emotional rescue
       I'll come to your emotional rescue

       Ooh ooh  ooh ooh  ooh ooh  ooh
       Ooh ooh  ooh ooh  ooh ooh  ooh


BREAK:
      G                        F
       Yeah, the other night, crying
       G                        F
       Crying baby, yeah I'm crying
                         G
       Yeah I'm like a child baby
                    F
       I'm like a child baby
       G                   F
       Child yeah, I'm like a child, like a child
                G
       Like a child


VERSE:
       You think you're one of a special breed
       You think that you're his pet Pekinese
       I'll be your savior, steadfast and true
       I'll come to your emotional rescue
       I'll come to your emotional rescue

       Ooh ooh  ooh ooh  ooh ooh  ooh
       Ooh ooh  ooh ooh  ooh ooh  ooh


BREAK:
       I was dreaming last night
       Last night I was dreaming
       How you'd be mine, but I was crying
       Like a child, yeah, I was crying
       Crying like a child
       You will be mine, mine, mine, mine, mine, all mine
       You could be mine, could be mine
       Be mine, all mine

VERSE:
       I come to you so silent in the night
       So stealthy, so animal quiet
       I'll be your savior, steadfast and true
       I'll come to your emotional rescue
       I'll come to your emotional rescue
```

```
 G                    F      G
Yeah, you should be mine, whew


SPOKEN VERSE: (RIFF OVER THESE WORDS)

Yes, you could be mine
Tonight and every night
I will be your knight in shining armor
Coming to your emotional rescue

You will be mine, you will be mine, all mine
You will be mine, you will be mine, all mine
I will be your knight in shining armor
Riding across the desert with a fine Arab charger

any questions, comments or corrections e-mail me at:
             guitarzan7@hotmail.com
```

From Guitar Tab Universe - www.guitartabs.cc [save this file]

#----------------------------------PLEASE NOTE--------------------------------#
#This file is the author's own work and represents their interpretation of the #
#song. You may only use this file for private study, scholarship, or research. #
#---##

ROLLING STONES
Factory Girl

```
G
Waiting for a girl who's got curlers in her hair
G
Waiting for a girl she has no money anywhere
G
We get buses everywhere
G              D      G
Waiting for a factory girl


G
Waiting for a girl and her knees are much too fat
G
Waiting for a girl who weares scarves instead of hat
G
Her zipper's broken down the back
G              D      G
Waiting for a factory girl

G
Waiting for a girl and she gets me into fights
G
Waiting for a girl we get drunk on friday nights
G
She's a sight for sore eyes
G              D      G
Waiting for a factory girl


G
Waiting for a girl and she's got stains all down her dress
G
Waiting for a girl and my feet are getting wet
G
She ain't come out yet
G              D      G
Waiting for a factory girl
```

From Guitar Tab Universe - www.guitartabs.cc [save this file]

#----------PLEASE NOTE----------#
#This file is the author's own work and represents their interpretation of the #
#song. You may only use this file for private study, scholarship, or research. #
#----------##
#

From: ds
Subject: TAB: factory girl by the rolling stones
Date: Sun, 25 Feb 1996 21:20:53 -0000

Factory Girl by The Rolling Stones

from 'Beggars Banquet'

Transcribed, Tabbed, An' What have ya' By Duncan Smith.

Main Riff

```
E --0h2--2----------0h2--2--------
B --------------------------------
G ----------2---------------2-----
D --0----0-----0----0----0-----0--
A --------------------------------
E --------------------------------

E --0--------0-------0--------0---
B --------------------------------
G -----0--------0-------0--------0
D --0-----0----------0-----0------
A --------------------------------
E --------------------------------
```

I figured this out by chance the other day,
hope it's of some use !

The main thing is to pick the notes and improvise.
Hope someone anyone can improve on this, all feedback
is welcome !!

Enjoy.

duncan@netcentral.co.uk

From Guitar Tab Universe - www.guitartabs.cc [save this file]

#---------------------------------PLEASE NOTE--------------------------------#
#This file is the author's own work and represents their interpretation of the#
#song. You may only use this file for private study, scholarship, or research.#
#--#

From: "DON CZAR"
Subject: r/rolling_stones/flip_the_switch.crd
Date: Wed, 08 Apr 1998 10:25:50 PDT

SONG: FLIP THE SWITCH
ARTIST: ROLLING STONES
ALBUM: BRIDGES TO BABYLON
TAB BY: DON CZARSKI
E-MAIL: guitarzan7@hotmail.com

FLIP THE SWITCH
ROLLING STONES

INTRO RIFF: 4x's

```
     E   D   G   Gm11  E - (IMPLIED CHORDS)
E ----------------------------------------
B ----------------------------------------
G ---9------------------------------------
D ---9---7---12---10---9-----------------
A ----------------------------------------
E ----------------------------------------
```

VERSE:

```
       E
       A scrap of flesh
       And a heap of bones
        A
       One deep sigh
       And a desperate moan

         E
       Three black eyes
       And a busted nose
              A
       I said oh yeah, oh yeah
```

```
CHORUS:
        A      B
       Take me up
                        A
       Baby I'm ready to go
                B
       Shake me up
                        A
       Baby I'm ready to go, yeah
               B
       Take me up
       Baby I'm ready
        A
       Baby, baby I'm ready to go
           E          D
     * ( Chill me, freeze me,       * OR PLAY OPENING RIFF
            G Gm11  E
       It's in my blood )

     *  E   D   G   Gm11  E


VERSE:
       I'm not going to burn in hell
       I cased the joint
       And I know it well
       Maybe my carcass
       Would feed the worms
       But I'm working
       For the other firm


CHORUS:
       Take me up
       Baby I'm ready to go
       Fix me up
       Baby I'm ready to roll, yeah
       Set me up
       Baby, baby, baby I'm ready
       Baby I'm ready to go
       ( Chill me, freeze me,
       It's in my blood )
       Flip the switch


INTERLUDE:
       A
       I got my money, my ticket
       All that shit
       B
       I even got myself
```

```
       A little shaving kit
        D
       What would it take
       To bury me
       G
       I can't wait
                        E      INTRO RIFF: 2x's
       I can't wait to see


       I got a toothbrush, mouthwash
       All that shit
       I'm looking down
       In the filthy pit
       I had the turkey
       And the stuffing too
       I even saved
       A little bit for you     INTRO RIFF: 3x's


VERSE:
       Lethal injection is a luxury
       I wanna give it
       To the whole jury
       I'm just dying
       For one more squeeze
       Oh yeah
       Oh yeah

CHORUS:
       Pick me up
       Baby I'm ready to go
       Take me up
       Baby I'm ready to blow
       Take me up
       Baby if you're ready to go
       Baby I'm nowhere to go
       Baby I'm ready to go
       ( Chill me, freeze me,
       To my bones )
       Flip the switch       INTRO RIFF: 9x's to fade


     any comments, questions or corrections e-mail me at:
                   guitarzan7@hotmail.com

                          P
                          E
                          A
                        C C C
                       E  E  E
```

D O N

Get Your Private, Free Email at http://www.hotmail.com

From Guitar Tab Universe - www.guitartabs.cc [save this file]

#----------------------------------PLEASE NOTE--------------------------------#
#This file is the author's own work and represents their interpretation of the #
#song. You may only use this file for private study, scholarship, or research. #
#---##
From: eisenboc@Informatik.TU-Muenchen.DE (Thomas E.T. Eisenbock)

Title : Get Off Of My Cloud
From   : Rolling Stones

Get Off Of My Cloud

```
       E      A
I live On an aparmtent
        H           A          E     A H A
On the ninty nith floor of my block
And I sit at home lookin' out of the window and
imaginin' the world has a topped

Then in flies a guy
all dressed up like a Union Jack
And says I've won five pounds
if I have this kind of dentergent pack

E   G#m     A         H
Hey you get off of my cloud
D                                  H
Don't hang around, 'cause two's a crowd on my cloud baby !

The telephone is rinin'
I say "Hi it's me, who is there on the line ?"
A voice says "Hi hello
how are you ? Well I guess I am doin' fine"

He says "It's three a.m. there's too much noise
Don't you people want to go to bed"
Just cause you feel so good, do you have to
Drive me  out of my head

CHORUS

I was sick and tired , fed up wth this
and decide to take a drive down town
It was so very quiet and peaceful,
there was nobody, not a soul around.

I laid myself down, I was so tired
and I started to dream
In the morning the perking tickets were just like
flags on my windscreen

CHORUS
```

E.T.


```
 ======================  + e-mail: eisenboc@informatik.tu-muenchen.de
  BE JUST AND FEAR NOT   + http://www.informatik.tu-muenchen.de/~eisenboc/
 ======================  + irc: Joseph on #Joseph's
```

From Guitar Tab Universe - www.guitartabs.cc [save this file]

#---------------------------------PLEASE NOTE---------------------------------#
#This file is the author's own work and represents their interpretation of the #
#song. You may only use this file for private study, scholarship, or research. #
#---##
Date: Tue, 5 Sep 1995 21:04:32 -1000
From: Harlan L Thompson

GIMME SHELTER- The Rolling Stones

TUNING: E B E G# B E

INTRO (same chords as chorus)

C# (sus)
Ooh, a storm is threatening my very life today
If I don't get some shelter, oh yeah I'm gonna fade away

CHORUS 1
C# B A E A E A E A E B
War, children, it's just a shot away, it's just a shot away
C# B A E A E A E A E B C#
War, children, it's just a shot away, it's just a shot away

Ooh, see the fire is sweepin, our very streets today
Burns like a red coal carpet, mad bull lost its way
CHORUS 2

Solo
CHORUS 3:
C# B A E A E A E A E B
Rape, murder, it's just a shot away, it's just a shot away
Rape, murder, it's just a shot away, it's just a shot away
Rape, murder, it's just a shot away, it's just a shot away, yeah

Mmm, the flood is threatening, my very life today
Gimme, gimme shelter, or I'm gonna fade away

CHORUS 4:
War, children, it's just a shot away, it's just a shot away
It's just a shot away, it's just a thought away, it's just a shot away

CHORUS 5:
I said, love, sister, it's just a kiss away, it's just a kiss away
It's just a kiss away, it's just a kiss away, kiss away, kiss away, yeah

From: cscsj@lux.latrobe.edu.au (Junacko)

Subject: Rolling Stones - Gimme Shelter Tips

>Yup. I'm around. Does anyone know of a good source for the tablature
>music for Gimme Shelter?

No, but here's a recipe -- I got this out of an interview with Keef in
Guitarist a couple of years back:

take one Fender Telecaster
tune to open E (E B E G# B E)
the intro and chorus use C#-B-A-E (9th, 7th, 5th, open)
the verse uses C# (9th fret) and F# (basically, move your
fingers around the 11th and 12th frets)

Listen to it a few times and maybe you'll get a feel for it. But the
open tuning is essential.

--Rick.

From: macon@gallifry.Berkeley.EDU (Glen Macon)
Subject: music : GIMMIE SHELTER
Date: 27 Jul 92 14:23:27 GMT

100

Title: GIMMIE SHELTER (Stones)

C# B A C# B A C# B A C# B A ,(rock it) C# B A

C#
OH the storm is threaten'in, out on the street today

```
            if I don't get some shelter, oh I gonna fade away

C#              B       A                                       B
            oh children , its just a shot away , its just a shot away

C#              B       A                                       B
            oh children , its just a shot away , its just a shot away

C#
            Oh the fires is a sweepin , out the street today


            Burns like a red coat dog, lets put the logs away

C#              B       A                                       B
            oh children , its just a shot away , its just a shot away

C#              B       A                                       B
            oh children , its just a shot away , its just a shot away

C#              B     A                                     B
            oh sister, its just a kiss away , its just a kiss away

C#                              B                       A
            its just a kiss away  its just a kiss away  its just a kiss away

A  B  C#
```

From Guitar Tab Universe - www.guitartabs.cc [save this file]

#----------------------------------PLEASE NOTE----------------------------------#
#This file is the author's own work and represents their interpretation of the #
#song. You may only use this file for private study, scholarship, or research. #
#---##

From: Phillip Charles Saunders

Gimme Shelter
Rolling Stones
Transcribed by phillip@@phoenix.princeton.edu

Rhythm Guitar Intro

```
   C#                B                 A
4
-|-----------------|-----------------|-----------------|-----------------|
-|-----7---7---6-7-|-----5---5---4-5-|-----4-2---4-2---|-4-2---4-2---4-2-|
-|---6---8-----6-8-|---4---6-----4-6-|---2-----2-----2-|-4-2---4-2---4-2-|
-|-6---------6-----|-4---------4-----|-2---------------|-----2-----2-----|
-|-----------------|-----------------|-----------------|-----------------|
-|-----------------|-----------------|-----------------|-----------------|

   C#                B                 A
8
-|-----------------|-----------------|-----------------|-----------------|
-|-----7---7-7-7-7-|-----5---5-5-5-5-|-----4-2---4-2---|-4-2-----4-2-4-2-|
-|---6---8-8-8-8-8-|---4---6-6-6-6-6-|---2-4-2-2-4-2---|-4-2---2-4-2-4-2-|
-|-6---------------|-4---------------|-2-------------2-|-----2-----------|
-|-----------------|-----------------|-----------------|-----------------|
-|-----------------|-----------------|-----------------|-----------------|

   C#                B                 A
12
-|-----------------|-----------------|-----------------|-----------------|
-|-----7---7-7-7-6-|-----5---5-5-5-4-|-----4-2---4-2---|-4-2-----4-2-4-2-|
-|---6---8-8-8-8-6-|---4---6-6-6-6-4-|---2-4-2-2-4-2---|-4-2---2-4-2-4-2-|
-|-6---------------|-4---------------|-2-------------2-|-----2-----------|
-|-----------------|-----------------|-----------------|-----------------|
-|-----------------|-----------------|-----------------|-----------------|

   C#                B                 A
16
-|-----------------|-----------------|-----------------|-----------------|
-|-6-7-7---9-7-6---|-4-5-5---7-5-4---|-----4-2---4-2---|-4-2-----2-4-2-2-|
-|-6-8-8---8-8-6-6-|-4-6-6---6-6-4---|---2-4-2---4-2---|-4-2---2-2-4-2-2-|
-|-------6---------|-------4-------4-|-2-------2-----2-|-----2-----------|
-|-----------------|-----------------|-----------------|-----------------|
-|-----------------|-----------------|-----------------|-----------------|

   C#                B                 A
20
-|-----------------|-----------------|-----------------|-----------------|
-|-----7---9-7-6---|-----5---7-5-4---|-----4-2---4-2---|-4-2-----2-4-4-2-|
-|---6---8-8-8-6---|---4---6-6-6-4---|---2-4-2---4-2---|-4-2---2-2-4-4-2-|
-|-6-------------6-|-4-------------4-|-2-------2-----2-|-----2-----------|
-|-----------------|-----------------|-----------------|-----------------|
```

```
-|-----------------|-----------------|-----------------|-----------------|

   C#                B                 A                 E A E A E B E B
24
-|-----------------|-----------------|-----------------|-----------------|
-|-----7---9-7-6---|-----5---7-5-4---|-----4-2---4-2---|-----------------|
-|---6---8-8-8-6---|---4---6-6-6-4---|---2-4-2---4-2---|-----------------|
-|-6-------------6-|-4-------------4-|-2-------2-----2-|-----------------|
-|-----------------|-----------------|-----------------|---7---7---9---9-|
-|-----------------|-----------------|-----------------|-0-5-0-5-0-7-0-7-|

Lead Guitar Intro
   C#                B                 A                 A
-|-----------------|-----------------|-----------------|-------------9-9>|
-|-----------------|-----------------|-----------------|-----------12----|
-|-----------------|-----------------|-----------------|-----------------|
-|-----------------|-----------------|-----------------|-----------------|
-|-----------------|-----------------|-----------------|-----------------|
-|-----------------|-----------------|-----------------|-----------------|

   C#                B                 A                 A
-|>9---------9-----|-----------------|-----------------|-------------9-9>|
-|------------12-9>|>9-----------9b10|-----------------|---9-------12----|
-|-----------------|-----------------|-----------------|11---------------|
-|-----------------|-----------------|-----------------|-----------------|
-|-----------------|-----------------|-----------------|-----------------|
-|-----------------|-----------------|-----------------|-----------------|

   C#                B                 A                 A
-|>9---------------|-----------------|---9-------9-----|-------------9-9>|
-|------------9b10-|-9b10r9----------|12------12-----9>|>9b10r9---12-----|
-|-----------------|-----------------|-----------------|---------9-------|
-|-----------------|-----------------|-----------------|-----------------|
-|-----------------|-----------------|-----------------|-----------------|
-|-----------------|-----------------|-----------------|-----------------|

   C#                B                 A                 A
-|>9--------9------|-----------------|--------9--------|-----9-----------|
-|------------12-9>|b10r9------------|--12-------------|--12--12-9b10-9b10|
-|-----------------|-----------------|-9---------------|-9---------------|
-|-----------------|-----------------|-----------------|-----------------|
-|-----------------|-----------------|-----------------|-----------------|
-|-----------------|-----------------|-----------------|-----------------|

   C#                B                 A                 A
-|-----------------|-----------------|-9---------------|-----------9---9>|
-|-9b10r9----------|-9---------9--12-|--12---------9---|-----9--12--12---|
-|-----------------|--11---------9---|----------11-----|--11-------------|
-|-----------------|-----------------|-----------------|-----------------|
-|-----------------|-----------------|-----------------|-----------------|
-|-----------------|-----------------|-----------------|-----------------|

   C#                B                 A                 A
-|>9---------------|-9---------------|-----------------|---9-------------------|
-|----------9---12-|---12----9b10----|-9b10------9---9-|12--12-------12--------|
-|--------11--9----|-----------------|---------11--11--|-------9--11b13r11p9---|
-|-----------------|-----------------|-----------------|---------------------11-|-11vvv
-|-----------------|-----------------|-----------------|------------------------|
```

```
-|-----------------|-----------------|-----------------|----------------------|

Verse 1
C# (sus)
Ooh a storm is threatening my very life today
If I don't get some shelter, Oh yeah I'm gonna fade away

Chorus 1,2,4
C#   B         A                       E A E    A E    B E  B
War, Children, It's just a shot away, It's just a shot away
C#   B         A                       E A E    A E    B E  B   C#
War, Children, It's just a shot away, It's just a shot away

Verse 2
Ooh, see the fire sweepin, our very streets today
Burn like a red coal carpet, Mad bull lost its way

Chorus 2
Solo
Chorus 3
(3 times)
C#    B        A                     E A E    A E    B E  B
Rape, Murder, It's just a shot away, It's just a shot away

Verse 3
Mmm, the flood is threatening, my very life today
Gimme, Gimme Shelter, I'm gonna fade away

Chorus 4
Chorus 5
C#    B        A                     E A E    A E    B E  B
Love, sister, It's just a kiss away, It's just a kiss away
It's just a kiss away, It's just a kiss away, kiss away, kiss away, yeah


Rhythm Guitar during verse
   C#
-|-----------------|-----------------|-----------------|-----------------|
-|-----6-----6-----|-6---7---7-6---6>|>6---6-----6-----|-----7-----------|
-|-----6-----6-----|-6---6---6-6---6>|>6---6-----6-----|-9-6-6-6-----6-4-|
-|-----6-----6-----|-6---6---6-6---6>|>6---6-----6-----|-6-6-6-6-----6-4-|
-|-----4-----4-----|-4---4---4-4---4>|>4---4-----4-----|-----------------|
-|-----------------|-----------------|-----------------|-----------------|

   C#
-|-----------------|-----------------|-----------------|-----------------|
-|-6---6-----6-----|-6---7-6-------6>|>6---6-----6-----|-----7-----------|
-|-6---6-----6-----|-6---6-6-------6>|>6---6-----6-----|-9-6-6-6-----6-4-|
-|-6---6-----6-----|-6---6-6-------6>|>6---6-----6-----|-6-6-6-6-----6-4-|
-|-4---4-----4-----|-4---4-4-------4>|>4---4-----4-----|-----------------|
-|-----------------|-----------------|-----------------|-----------------|

(3rd verse variation)
   C#
-|-----------------|-----------------|-----------------|-----------------|
-|-----6-----6-----|-----7-6---------|-----6-----6-6---|-----7-6---------|
-|-----6-----6-----|-9-6-8-6-----9-6-|>6---6-----6-6---|-9-6-8-6-----9-6-|
```

```
-|-----6-----6-----|-6-6-6-6-----6-6-|>6---6-----6-6---|-6-6-6-6-----6-6-|
-|-----4-----4-----|-----------------|-----------------|-----------------|
-|-----------------|-----------------|-----------------|-----------------|
```

Rhythm Guitar Chorus

```
   C#                B                 A                 E A E A E B E B
-|-----------------|-----------------|-----------------|-----------------|
-|-----------------|-----------------|-----------------|-----------------|
-|-6---6-666-6---6-|-4---4-444-4---4-|-2---2-222-2---2-|-----------------|
-|-6---6-666-6---6-|-4---4-444-4---4-|-2---2-222-2---2-|-----------------|
-|-4---4-444-4---4-|-2---2-222-2---2-|-0---0-000-0---0-|---7---7---9---9-|
-|-----------------|-----------------|-----------------|-0-5-0-5-0-7-0-7-|

   C#                B                 A                 E A E A E B E B
-|-----------------|-----------------|-----------------|-----------------|
-|-6---6-667-6---6-|---------5-4-4-4-|---------3-2-2-2-|-----------------|
-|-6---6-666-6---6-|-4---4-444-4-4-4-|-2---2-222-2-2-2-|-----------------|
-|-6---6-666-6---6-|-4---4-444-4-4-4-|-2---2-222-2-2-2-|-----------------|
-|-4---4-444-4---4-|-2---2-222-2-2-2-|-0---0-000-0-0-0-|---7---7---9---9-|
-|-----------------|-----------------|-----------------|-0-5-0-5-0-7-0-7-|
```

Lead at end of Chorus 1

```
   C#
-|-----------------|-----------------|-----------------|----------------|
-|-----------------|------12b14b14b14|b14r12-----9-----|----------------|
-|-----------------|-----------------|------11-----11--|11b13r11--------|
-|-----------------|-----------------|-----------------|---------9-11---|
-|-----------------|-----------------|-----------------|----------------|
-|-----------------|-----------------|-----------------|----------------|
```

Lead at end of Chorus 2

```
   C#
-|-----------------|-----------------|-----------------|----------------------|
-|-----------------|-----------------|-----------------|---12-----------------|
-|-----------------|-----------------|-------------9-11|b13--b13r11-9-11-9----|
-|-----------------|------9----------|----11---9-11----|--------------------11>|
-|-----------------|-9h11--11--------|-----------------|----------------------|
-|-----------------|-----------------|-----------------|----------------------|

   C#
-|-----------------|-----------------|-----------------|----------------|
-|-----------------|---12------------|--------12---12--|---12-----------|
-|--------------11>|b13--b13r11-9----|---11b13--b13--11|b13---9---------|
-|>11--------------|--------------11-|-----------------|---------11-----|
-|-----------------|-----------------|-----------------|----------------|
-|-----------------|-----------------|-----------------|----------------|

   C#                B                 A                     E  A  E  A
E  B E  B
-|-----------------|-----------------|----9------------------|----------------------|
-|-----------------|-----------------|----------------------|----------------------|
-|---11b13-9-------|-9---------9---9-|11b13-13r11-9-11-9-11-|b13b13b13b13r11-9-------|
-|----------11-9-11|--11-9-11---11---|----------------------|------------------11-11>|
-|-----------------|-----------------|----------------------|----------------------|
-|-----------------|-----------------|----------------------|----------------------|

   C#                B                 A                 E  A  E  A  E
```

```
B  E B
-|-----------------|-----------------|-----------------|------------------------|
-|-----------------|-----------------|-----------------|------------------------|
-|-----------------|---------9-------|-----------------|-11b13b13b13b13r11-9----|
-|>11vvvv----------|---9-11----11>>>>|>11vvvv----------|----------------------11-|
-|-----------------|-----------------|-----------------|------------------------|
-|-----------------|-----------------|-----------------|------------------------|

   C#                B                           A                E A
E A E B E B
-|-----------------|-----------------------------|------------------|--------------------|
-|-----------------|12b14b14b14b14b14r12-12------|------------------|--------------------|
-|-----------------|-------------------------11-9-|-------------9-11-|b13----------9-11b13|
-|-11vvvv----------|-----------------------------|-11vvv--9-11------|----11--9-11--------|
-|-----------------|-----------------------------|------------------|--------------------|
-|-----------------|-----------------------------|------------------|--------------------|
```

Other leads are based on the C#m pentatonic scale (C# E F# G# B C#)

Most of the tabs include 8th note rhythms,
i.e. |-9-9---9-1-2-3-44-|
is 8th note, 4th note, 8th note, 8th, 8th, 8th, 16th, 16th

@
From: Paul Zimmerman
Subject: CRD: Gimme Shelter - Rolling Stones

"Gimmie Shelter"
by the Rolling Stones

C# B A C# B A C# B A C# B A ,(rock it) C# B A

C#
OH the storm is threaten'in, out on the street today

if I don't get some shelter, oh I gonna fade away

C# B A B
oh children , its just a shot away , its just a shot away

C# B A B
oh children , its just a shot away , its just a shot away

C#
Oh the fires is a sweepin , out the street today

Burns like a red coat dog, lets put the logs away

C# B A B
oh children , its just a shot away , its just a shot away

C# B A B

```
               oh children , its just a shot away , its just a shot away

       C#            B    A                                   B
               oh sister, its just a kiss away , its just a kiss away

       C#                            B                      A
               its just a kiss away  its just a kiss away  its just a kiss away

       A  B  C#


Main Chords:
               C#      B       A   (played as E-shape bar/power chords)
or in notes:

       D|------11------9-------7----

Intro(Rhythm Guitar):
e|-------------------------------------------------------------
B|-------------------------------------------------------------
G|------------------------------------------------------------- ad lib...
D|----------9-9--9-----------7-7--7------7---7---7---7------ then goto power
A|-------11--------11------9--------9----------------------- chords.
E|-----9-----------------7-------------5---5---5---5---5/9/-


Intro Riff I (Lead Guitar):
e|---9-----------------------------------
B|------9^10^9----9^10^9----7-9--9--7h9p7----
G|-----------------------------------9--          (x3)
D|-----------------------------------
A|-----------------------------------
E|-----------------------------------

                                          ----------------------------------
                                          ----------------------------------
       End the third time with...         -6-66-66--6--4-44-44--------------
       Followed by Riff II.               ----------------------7-77-77--4---
                                          ----------------------------------
                                          ----------------------------------

Riff II:
e|---------------
B|---7h9p7-------
G|---------9--6--  (Played at the start of each line in the verse)
D|---------------  NB: h=hammer-on p=pull-off
A|---------------
E|---------------

The Chorus is a variation of Main Riff and Riff I but ends with something like:
e|---9--7-7-7-7-7-7-7------7-----------------------------
B|-------------------10-10---10--9-10-9-7-9--7h9p7--------
G|-------------------------------------------------9--6--
D|-----------------------------------------------------
A|-----------------------------------------------------
E|-----------------------------------------------------

       Oh I see the storm is threatening, my very life today
       If I dont get some shelter, Yeah I'm gonna fade away
```

War children, its just a kiss away, its just a kiss away
War children, its just a kiss away, its just a kiss away
Yeah...

Oh I see the fire is sweeping, out on the streets today
Burn me like a blood red carpet, the fool lost the way

Rape, Murder, its just a kiss away , its just a kiss away
Rape, Murder, its just a kiss away , its just a kiss away
Yeah...

Oh I see the storm is threatening, my very life today
Gimmie gimmie shelter, yeah I'm gonna fade away

Love, sister, its just a shot away, it's just a shot away
Love, sister, its just a shot away, shot away, shot away
War children, its just a kiss away, its just a kiss away
War children, its just a kiss away, its just a kiss away
Rape, Murder, its just a kiss away , its just a kiss away
Rape, Murder, its just a kiss away , its just a kiss away
(Repeat to fade...)

Peace,
Paul Z audsm@asuacad }8@)

From: cscsj@lux.latrobe.edu.au (Junacko)
Subject: Rolling Stones - Gimme Shelter Tips

>Yup. I'm around. Does anyone know of a good source for the tablature

>music for Gimme Shelter?

No, but here's a recipe -- I got this out of an interview with Keef in

Guitarist a couple of years back:

take one Fender Telecaster

tune to open E (E B E G# B E)

the intro and chorus use C#-B-A-E (9th, 7th, 5th, open)

the verse uses C# (9th fret) and F# (basically, move your

fingers around the 11th and 12th frets)

Listen to it a few times and maybe you'll get a feel for it. But the open tuning is essential.

--Rick.

From Guitar Tab Universe - www.guitartabs.cc [save this file]

#---------------------------------PLEASE NOTE--------------------------------#
#This file is the author's own work and represents their interpretation of the #
#song. You may only use this file for private study, scholarship, or research. #
#--##
From uunet!stanford.edu!rutgers!cbmvax!macon Mon Jul 27 11:46:19 PDT 1992
Article: 1127 of alt.guitar.tab
Path: nevada.edu!uunet!stanford.edu!rutgers!cbmvax!macon
From: macon@gallifry.Berkeley.EDU (Glen Macon)
Newsgroups: alt.guitar.tab
Subject: music : GIMMIE SHELTER
Keywords: (Stones)
Message-ID: <33702@cbmvax.commodore.com>
Date: 27 Jul 92 14:23:27 GMT
Sender: news@cbmvax.commodore.com
Reply-To: macon@cbmvax.commodore.com (Glen Macon)
Organization: COMMODORE West Cester PA
Lines: 53

100

Title: GIMMIE SHELTER (Stones)

```
       C#   B   A   C#   B   A   C#   B   A  C#  B  A  ,(rock it)  C#   B   A


       C#
              OH  the storm is threaten'in, out on the street today

              if I don't get some shelter, oh I gonna fade away

       C#           B      A                                    B
              oh children , its just a shot away , its just a shot away

       C#           B      A                                    B
              oh children , its just a shot away , its just a shot away

       C#
              Oh the fires is a sweepin , out the street today


              Burns like a red coat dog, lets put the logs away

       C#           B      A                                    B
              oh children , its just a shot away , its just a shot away

       C#           B      A                                    B
              oh children , its just a shot away , its just a shot away
```

```
        C#            B    A                                  B
                oh sister, its just a kiss away , its just a kiss away

        C#                              B                     A
                its just a kiss away  its just a kiss away  its just a kiss away

        A  B  C#
```

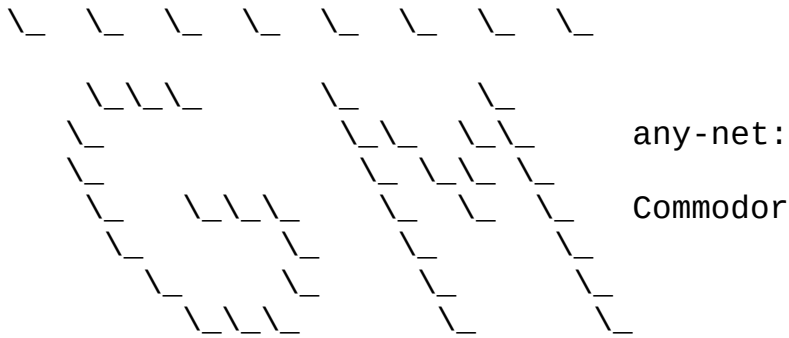

All those moments will be lost in time, like tears in the rain.

From Guitar Tab Universe - www.guitartabs.cc [save this file]

From: DON CZARSKI
To: rob@getinyourcrib.com
Subject: GOING TO A GO GO - ROLLING STONES
Date: Monday, July 26, 1999 6:42 AM

SONG: GOING TO A GO GO
ARTIST:ROLLING STONES
ALBUM: STILL LIFE - AMERICAN CONCERT 1981
TAB BY: DON CZARSKI
E-MAIL: guitarzan7@hotmail.com

GOING TO A GO GO
ROLLING STONES

```
         sl.
INTRO:   /  E   D A E    E D E

CHORUS:
E                 D    E
Going to a go go, everybody
E                 D     E
Going to a go go, c'mon now babe
E                 D     E
Going to a go go, everybody
E                 D     E
Going to a go go, c'mon now

VERSE:
E                          D      E
Well there's a brand new place I found
E                    D      E
People coming from miles around
E                      D
They come from everywhere
        E        D
If you drop in there
        E        D      E
You'll see everyone in town

CHORUS:
E                  D    E
Going to a go go, everybody
```

```
E                   D     E
Going to a go go, c'mon now

BREAK:
E                   E D  A A  E
Don't you wanna go
E                   E  D  E
And that's alright

CHORUS:
Going to a go go, everybody
Going to a go go

VERSE:
It doesn't matter if you're black
It doesn't matter if you're white
Take a dollar fifty
A six pack of beer
And we goin' dance all night

CHORUS:
Going to a go go, everybody
Going to a go go, c'mon now

BREAK:
Don't you wanna go
And that's alright

INSTRUMENTAL:  PLAY CHORDS TO VERSE AND CHORUS

BREAK:
Yeah, don't you wanna go
and that's alright

CHORUS:
Going to a go go, everybody
Going to a go go

VERSE:
It doesn't matter you come in drag
It doesn't matter you come in stag
I'm telling everyone to get down here
Every taxi that you flag

CHORUS:
Is going to a go go, everybody
```

Going to a go go

BREAK:
Don't you wanna go
And that's alright

BREAK:
```
        E D A A E
tell me
                  E A   E
And That's alright     yeah
```

ANY QUESTIONS, COMMENTS OR CORRECTIONS E-MAIL TO:
guitarzan7@hotmail.com

```
                    P
                    E
                    A
                  C C C
                 E  E  E
                D   O   N
```

Get Free Email and Do More On The Web. Visit http://www.msn.com

From Guitar Tab Universe - www.guitartabs.cc [save this file]

#---------------------------------PLEASE NOTE--------------------------------#
#This file is the author's own work and represents their interpretation of the#
#song. You may only use this file for private study, scholarship, or research.#
#--#

From: "DON CZAR"
Subject: r/rolling_stones/gunface.crd
Date: Wed, 08 Apr 1998 10:26:48 PDT

SONG: GUNFACE
ARTIST: ROLLING STONES
ALBUM: BRIDGES TO BABYLON
TAB BY: DON CZARSKI
E-MAIL: guitarzan7@hotmail.com

GUNFACE
ROLLING STONES

INTRO:
G barre chord slide to A barre chord
then D barre chord slide to C barre chord

G / A D / C

VERSE: (TYPE 1)
A
Gonna go downtown
Gonna get my gun
Gonna dress real sharp
Gonna beat my drum
G D A
I ain't gonna lie

VERSE: (TYPE 1)
A
Gonna walk so slow
Gonna talk just right
And my diamond ring
Gonna shine so bright
G D A
I ain't gonna lie

VERSE: (TYPE 2)
G D A

```
       I've got a debt to repay
       G  D           A
       I ain't gonna cry
       G  D     A
       I put a gun in your face
         G     D              A     A  A   D  A
       You'll pay with your life

VERSE: (TYPE 1)
       And I got my ears
       And I got my eyes
       And I got my narks
       And my alibis
       I won't waste your time

VERSE: (TYPE 1)
       You made one false move
       You made one mistake
       When the juice is squeezed
       That's the way it breaks
       You'll pay for the crime

VERSE: (TYPE 2)
       You're tongue lickin' way out of place
       I'll rip it out
       I'll stick a gun in your face
       You'll pay with your life

VERSE: (TYPE 3)
       G             A
       I taught her everything
          G                 A
       I taught her how to dream
       G             A
       I taught her everything
            D                      A
       I'm gonna teach her how to scream


VERSE: (TYPE 3)
       I taught her all she knows
       I taught her how to lie
       I taught her everything
       I'm gonna teach her how to cry    A  A   D  A

VERSE: (TYPE 1)
       And you cause me hurt
       And you cause me pain
       And you turned the tap
       On my burning rage
       And I can't put it out
```

```
VERSE: (TYPE 1)
       Gonna leave no sign
       Gonna leave no trace
       Gonna leave this town
       In a stste of grace
       Give me the power

VERSE: (TYPE 2)
       I got a debt to repay
       I ain't gonna lie
       I put a gun in your face
       You'll pay for the crime

VERSE: (TYPE 1)
       I taught her everything
       I taught her how to speak
       I taught her all she knows
       I taught her how to eat

VERSE: (TYPE 1)
       I half invented her
       And now she acts so chic
       I taught her everything
       But now she's obsolete

INSTRUMENTAL:  A  A    D  A -- 4x's

VERSE: (type 3) *                    }
       I taught her everything       }
       How to read and write         }
       I taught her all she knows    }
       She was a neophyte            } *NOTE: CHORDS CAN BE
                                     }        PLAYED HERE BUT
VERSE: (TYPE 3) *                             THIS PART IS
       I taught her everything       }        MOSTLY SPOKEN
       I love to watch her grow      }
       I taught her everything       }
       And now I want to see her go  }
       G             A        G    A
       I taught her everything

VERSE: (TYPE 2)
       I got a debt to repay
       I ain't gonna cry
       I'll put a gun in your face
       You're playing with your life

VERSE: (TYPE 1)
       I taught her everything
       I taught her how to cheat
```

```
       I taught her all she knows
       She was so indiscreet

VERSE: (TYPE 1)
       I taught her everything
       I taught her how to lie
       I taught her everything
       I'm gonna teach her how to cry

OUTRO:  A   A   D   A --- 8x's
```

any questions, comments or corrections e-mail to:
guitarzan7@hotmail.com

```
            P
            E
            A
          C C C
        E  E  E
      D   O   N
```

_____
Get Your Private, Free Email at http://www.hotmail.com

From Guitar Tab Universe - www.guitartabs.cc [save this file]

#----------------------------------PLEASE NOTE-------------------------------#
#This file is the author's own work and represents their interpretation of the#
#song. You may only use this file for private study, scholarship, or research.#
#--#

From: "DON CZAR"
Subject: r/rolling_stones/had_it_with_you.crd
Date: Mon, 08 Jun 1998 09:34:00 PDT

SONG: HAD IT WITH YOU
ARTIST: ROLLING STONES
ALBUM: DIRTY WORK
TAB BY: DON CZARSKI
E-MAIL: guitarzan7@hotmail.com

HAD IT WITH YOU
ROLLING STONES

INTRO:

```
                                                                      A

E ----------|----------|----------|----------|----------|--5--|
B ----------|----------|----------|----------|----------|--5--|
G ----------|--7-------|--7-------|--7-------|--7-------|--6--|
D -------5--|--7--5--7--|--7--5--7--|--7--5--7--|--7--5--7--|--7--|
A --5--7----|--------7--|--------7--|--------7--|--------7--|--7--|
E ----------|----------|----------|----------|----------|--5--|
```

VERSE:

```
       A
      And I love you dirty fucker
      Sister and brother
         D
      Moaning in the moonlight
         A
      Singing for your supper
              E                                          A
      'Cos I had it, I had it, I had it, I had it with you
             E                                          A
      And I had it, I had it, I had it, I had it with you
```

VERSE:

```
      Always try to taunt me
      Always seem to haunt me
      Serving out injunctions, shouting out instruction
      And I had it, I had it, I had it, I had it with you
      And I had it, I had it, I had it, I had it we're through
      I had it, I had it, I had it, I had it with you
```

```
VERSE:
      And I love you with a passion
      In and out of fashion
      Always up behind you
      Others tried to bind you
      And I had it, I had it, I had it, I had it with you
      And I had it, I had it, I had it, I had it with you
      I had it, I had it, I had it, I had it with you, oh, oh

INSTRUMENTAL: PLAY CHORDS TO VERSE


*VERSE*:  (PLAY THIS PART VERY ERRATICALLY WITH THE CHORDS)
       A
      And it's such a sad thing to watch a love go down
            D
      I've had you up to here, babe
            A
      I've got to say good bye
                E                                      A* (START PLAYING
      'Cause I had it, had it, had it, had it with you   RIGHT AGAIN)
             E                                           A
      And I had it, I had it, I had it, I had it with you


VERSE:
      Yeah, you know me in the lean years
      Loved you in the fat ones
      You're a mean mistreater
      You're a dirty, dirty rat scum!
      Yeah, I had it, I had it, I had it, I had it we're through
      And I had it, I had it, I had it, I had it with you
      Oooh, I had it, had it, had it, had it with you

VERSE:
      Had it with you
      Had it with you
      Had it with you

      Had it with you
      Had it with you
      Had it with you
      Had it with you
      Huh!!!
      Had it with you
      Had it with you

      Yuh!!!


       any questions, comments or corrections e-mail me at:
                   guitarzan7@hotmail.com
                          P
                          E
```

```
    A
  C C C
 E  E  E
D   O   N
```

Get Your Private, Free Email at http://www.hotmail.com

From Guitar Tab Universe - www.guitartabs.cc [save this file]

#----------PLEASE NOTE----------#
#This file is the author's own work and represents their interpretation of the #
#song. You may only use this file for private study, scholarship, or research. #
#----------##
#

Date: Sat, 16 Nov 1996 15:01:10 -0500
From: "RONALD L. SPOZIO"
Subject: tab

HAND OF FATE
ROLLING STONES

The main part of the song is:

```
e:|-----------------------------------------------------------------------------
B:|-----------6--5-----6-6--5-5----5-5-0-------------6--5----------------------
G:|-----------5--5-----5-5--5-5----5-5-0-------------5--5----------------------
D:|--77-7-5---7--5-----7-7--5-5----5-5-0----77-7-5---7--5----------------------
A:|-----------------------------------------------------------------------------
E:|-----------------------------------------------------------------------------
```

*The timing is off, just listen to the cd.

Have Fun,
Spoz

P.S. If anyone has the solo please send it.

From Guitar Tab Universe - www.guitartabs.cc [save this file]

#---------------------------------PLEASE NOTE--------------------------------#
#This file is the author's own work and represents their interpretation of the#
#song. You may only use this file for private study, scholarship, or research.#
#--#

Date: Wed, 8 Apr 1998 13:42:17 +0100
From: Benjamin Reed
Subject: r/rolling_stones/happy.crd

Written by Jagger-Richards

>From the album `Exile On Main Street`.

Transcribed by Benjamin Reed. breed@globalnet.co.uk

This is a Keith riff rocker.
It was cut by Keith, Bobby Keyes (sax) and Jim Price (drums)
whilst waiting for the rest of the band to turn up.

go into open G (take the low E string off) tune to GDGBD
(strings 5,4,3,2,1 respectively) put a capo on the fourth fret
so that open string (00000) will be B.

CHORDS:
B= 00000
B2= 02010
RIFF1 - BASED AROUND `E`
RIFF2 - BASED AROUND `E`
There are 2 riffs in the chorus.
the first riff goes like this (repeated twice)

```
------5-------5
5-5-6-5-6-6-6-5
5-5-7-5-5-5-5-5
5-5-5---7-7-7-5
5-5-5---5-5-5-5
```

THEN ITS THIS BIT (REPEATED TWICE)

```
0-0-----5---
0-0---5--5-
0-0-5-----0
0-0--------0
0-0--------0
```

the verse structure is all in B (open strings) and is the normal

rock`n`roll formula but it is adapted to open tuning -

0-0-0-0-0-0
0-0-1-0-0-1
0-0-0-0-0-0
0-0-2-0-0-2
0-0-0-0-0-0

B
Well I never kept a dollar past sunset,

it always burned a hole in my pants.

Never made a school mama happy,

never blew a second chance on love.

========
CHORUS

RIFF1
I need a love to keep me happy,
RIFF1
I need a love to keep me happy.
RIFF2
Baby, baby keep me happy.
RIFF2
Baby, baby keep me happy.
=============

B
Always took candy from strangers,

didn't wanna get me no trade.

Never want to be like papa,

working for the boss ev'ry night and day.

CHORUS
======
RIFF1
I need a love to keep me happy,
RIFF1
I need a love to keep me happy.
RIFF2
Baby, baby keep me happy.
RIFF2
Baby, baby keep me happy.

B
Never got a flash out of cocktails,

when I got some flesh off the bone.

Never got a lift out of Lear jets,

when I can fly way back home.

CHORUS
======
RIFF1
I need a love to keep me happy,
RIFF1
I need a love to keep me happy.
RIFF2
Baby, baby keep me happy.
RIFF2
Baby, baby keep me happy.

From Guitar Tab Universe - www.guitartabs.cc [save this file]

#----------PLEASE NOTE----------#
#This file is the author's own work and represents their interpretation of the #
#song. You may only use this file for private study, scholarship, or research. #
#---#

^=bend
*=release bend
^*=bend, then release

Rolling Stones
"Anybody Seen My Baby"
Tabbed By: Spider1666@aol.com

Song starts of with bass riff:

```
--------------------
--------------------
-0--3--5--7--5--3--0
--------------------
```

Then, the first time you hear the guitar it goes:

```
E---3-----------------------------------------------
B--3-----------------------------------------------
G-0-----------------------------------------------
D-----------------------------------------------
A-----------------------------------------------
E-----------------------------------------------
```

Then there is some picking after that.

right before the chorus you hit the bottom E string open

```
          G  D C Em
Anybody seen my baby
          G   D  C
Anybody Seen Her Around
Love has Gone
      G       E
And Made Me Blind
                           C
I've looked but I just cant Find
                 G  D      C
She has gotten lost in the crowd
```

Right before the verse you do this:

```
E-------------------------------------------------
B--5^*-5-------------------------------------------
G--5^*-5-------------------------------------------
D-------------------------------------------------
A-------------------------------------------------
E-------------------------------------------------
```

You also play that during the verse. Then the
pre-chrous is:

```
E----3---------------------------------------------
B---3---------------------------------------------
G--0---------------------------------------------
D---------------------------------------------
A---------------------------------------------
E---------------------------------------------
```

Do some picking to make it sound like the CD.

The chorus is like the first chorus, with the same chords.
Just put them in were the accent in the music is.

Lyrics:

SHE CONFESSED HER LOVE TO ME
THEN SE VANISHED
ON THE BREEZE
TRYING TO HOLD ON TO THAT
WAS JUST IMPOSSIBLE

SHE WAS MORE THAN BEAUTIFUL
CLOSER TO ETHEREAL
WITH A KIND OF
DOWN TO EARTH FLAVORE

CLOSE MY EYS
IT'S THREE IN THE AFTERNOON
THEN I REALIZE
THAT SHE'S REALLY
GONE FOR GOOD

ANYBODY SEEN MY BABY
ANYBODY SEEN HER AROUND
LOVE HAS GONE
AND MADE ME BLIND
I'VE LOOKED BUT I JUST KAN'T FIND
SHE HAS GOTTEN LOST IN TH CROWD

IWAS FLIPPIN' MAGAZIENS
IN THAT PLACE ON MERCER STREET
WHEN I THOUGHT I SPOTTED HER

GETTING ON A MOTOR BIKE
LOOKING RATHER LADY LIKE

DIDN'T SHE JUST GIVE ME A WAVE?

SALTY TEARS
IT'S THREE IN THE AFTERNOOON
HAS SHE DISAPPEARED
IS SHE REALLY GONE FOR GOOD

ANYBODY SEEN MY BABY
ANYBODY SEEN HER AROUND
IF I JUST CLOSE MY EYS
I REACH OUT
AND TOUCH THE PRIZE
ANY BODY SEEN HER AROUND

(RAP)

ANYBODY SEEN MY BABY
ANYBODY SEEN HER AROUND
IF I JUST CLOSE MY EYES
I REACH OUT
AND TOUCH THE PRIZE
ANYBODY SEEN HER AROUND

LOS, LOST AND NEVERFOUND
IMUST HAVE CALLED HER
A THOUSAND TIMES
SOMETIMES I THINK
SHE'S JUST IN MY IMAGINATION

LOST IN THE CROWD.

From Guitar Tab Universe - www.guitartabs.cc [save this file]

#---------------------------------PLEASE NOTE--------------------------------#
#This file is the author's own work and represents their interpretation of the#
#song. You may only use this file for private study, scholarship, or research.#
#--#

Date: Wed, 08 Apr 1998 09:32:01 PDT
From: DON CZAR
Subject: r/rolling_stones/heartbreaker.crd

SONG: HEARTBREAKER (DOO DOO DOO DOO DOO)
ARTIST:ROLLING STONES
ALBUM: GOATS HEAD SOUP
TAB BY: DON CZARSKI
E-MAIL: guitarzan7@hotmail.com

HEARTBREAKER (DOO DOO DOO DOO DOO)
ROLLING STONES

INTRO: E G C Em 2x's

VERSE:
```
       Em                      G
       The police in New York City,
       C                                  Em
       They chased a boy right through the park.
       Em                        G
       And in a case of mistaken identity
       C                               Em
       They put a bullet through his heart.
```

CHORUS:
```
        E                       G
       Heartbreakers with your forty four,
       C                         Em
       I want to tear your world apart,
        E                         G
       You heartbreaker with your forty four,
       C                         Em
       I want to tear your world apart.
```

VERSE:
```
      Em                         G
       A ten year old girl on a street corner,
        C                      Em
       Sticking needles in her arm.
       Em                         G
```

She died in the dirt of an alleyway,
C Em
Her mother said she had no chance, no chance!

CHORUS:
E G
Heartbreaker, heartbreaker,
C Em
She stuck the pins right in her heart.
E G
Heartbreaker, pain maker,
C Em
Stole the love right out of your heart.
E G C Em
Doo Doo, Doo Doo, Doo Doo, Doo Doo --- 2x's

INSTRUMENTAL: PLAY E G C Em --- 2x's over solo

CHORUS:
E G
Heartbreaker, heartbreaker,
C Em
You stole the love right out of my heart.
E G
Heartbreaker, heartbreaker,
C Em
I want to tear your world apart.
E G C Em
Doo doo, Doo doo, Doo doo, Doo doo..... 7x's to fade

comments, suggestions, corrections please e-mail to:
guitarzan7@hotmail.com

From Guitar Tab Universe - www.guitartabs.cc [save this file]

#---------------------------------PLEASE NOTE-------------------------------#
#This file is the author's own work and represents their interpretation of the#
#song. You may only use this file for private study, scholarship, or research.#
#---#

From: "DON CZAR"
Subject: r/rolling_stones/heaven.crd
Date: Thu, 11 Jun 1998 06:08:12 PDT

SONG: HEAVEN
ARTIST: ROLLING STONES
ALBUM: TATTOO YOU
TAB BY: DON CZARSKI
E-MAIL: guitarzan7@hotmail.com

HEAVEN
ROLLING STONES

CAPO: 1st FRET **ALL NOTES AND CHORDS ARE RELATIVE TO THE CAPO

INTRO: -- 2x's

```
                                                    you can hold and strum
     Fm  Fm  Fm Cm   Fm  Fm  Fm Cm Cm Cm Cm    this if you want.
E ----------------------------------------|--------------------|
B ----------------------------------------|--------------------|
G ---10--10--8-------10--10--8--------8-----|---8---8---8---8----|
D ---8---8---8--10---8---8---8--10--8---10--|---10--10--10--10---|
A ----------------------------------------|--------------------|
E ----------------------------------------|--------------------|
```

***NOTE -- THE ENTIRE SONG IS Fm and Cm PLAYED WITH BARRE CHORDS
AT THE 8th FRET.

ONCE IN A WHILE YOU WILL PLAY IT LIKE THIS:

```
          Fm     Fm    Cm
           ////  ////  /
```

VERSE:

```
        Fm                                          Cm
      Smell of you baby, my senses, my senses be praised
        Fm                                          Cm
      Smell of you baby, my senses, my senses be praised
```

INSTRUMENTAL: Fm Cm -- 3x's

```
  Fm                                          Cm
Kissing and running, kissing and running away
  Fm                                          Cm
Kissing and running, kissing and running away

  Fm                Cm
Ooooh, senses be praised
  Fm                Cm
Ooooh, senses be praised

   Fm             Cm     Fm           Cm
You're my saving grace, ooooh saving grace

  Fm
Nothing will harm you
                             Cm
Nothing will stand in your way

Nothing, nothing
Nothing will stop you
And nothing will stand in your way

No one will harm you
No one will stand in your way

No one will bar you
Nothing will stand in your way

Nothing
There's nothing

any questions, comments or corrections e-mail me at:
              guitarzan7@hotmail.com

                    P
                    E
                    A
                  C C C
                 E  E  E
                D   O   N
```

_____
Get Your Private, Free Email at http://www.hotmail.com

From Guitar Tab Universe - www.guitartabs.cc [save this file]

#---------------------------------PLEASE NOTE---------------------------------#
#This file is the author's own work and represents their interpretation of the#
#song. You may only use this file for private study, scholarship, or research.#
#---#

Date: Fri, 29 May 1998 07:25:50 PDT
From: DON CZAR
Subject: r/rolling_stones/hide_your_love.crd

SONG: HIDE YOUR LOVE
ARTIST: ROLLING STONES
ALBUM: GOATS HEAD SOUP
TAB BY: DON CZARSKI
E-MAIL: guitarzan7@hotmail.com

HIDE YOUR LOVE
ROLLING STONES

PLAY WITH SORT OF A "BLUESY" FEEL

```
INTRO:   C     F C -- 3x's   (GUITAR ARRANGED FOR PIANO)
         ////  / /


VERSE:
      C               F C   C               F C
      Sometimes I'm up,   sometimes I'm down
      C                  F C  C            F C
      Sometimes I'm fallin'    on the ground
                 Bb                          C   F C    C  F C
      How do you hide, how do you hide your love?


VERSE +:
       C                  F C  C                   F C
      Now look here, baby,     it sure looks sweet
      C                F C   C               F C
      In the sleep time,    out in the street
                 Bb                          C   F C    C  F C
      Why do you hide, why do you hide your love?
                 G     Bb                           C  F C   C  F C
      Why do you hide, baby, why do you hide your love?


INSTRUMENTAL:  PLAY CHORDS TO VERSE +
```

VERSE:
Oh, been a sick man, I wanna cry
Lord, I'm a drunk man, but now I'm dry
Why do you hide, why do you hide your love?

VERSE +:
Now look here, baby, you sure look cheap
I make money seven days a week
Why do you hide, why do you hide your love?
Why do you hide, baby, hide from the man that you love?

INSTRUMENTAL: PLAY CHORDS TO (VERSE +) -- 2x's
THEN: G Bb C F C C F C -- 2x's

VERSE +:
Oh babe, I'm reachin', reachin' high
Oh yeah, I'm fallin' out of the sky
Why do you hide, hide from the man that you love?
Why do you hide, baby, why do you hide your love?

VERSE +:
Oh yeah, oh yeah, oh yeah, oh yeah
Why do you hide, why do you hide your love?
Why do you hide it, baby, hide from the man that you love?
That you love? Well, well, well, well

END ON C CHORD AND LET RING

any questions, comments or corrections e-mail me at:
guitarzan7@hotmail.com

From Guitar Tab Universe - www.guitartabs.cc [save this file]

#----------------------------------PLEASE NOTE--------------------------------#
#This file is the author's own work and represents their interpretation of the #
#song. You may only use this file for private study, scholarship, or research. #
#---##

[many many versions]

>From: macon@gallifry.Berkeley.EDU (Glen Macon)

072

Title: HONKY TONK WOMAN

intro :

```
----------------------------------
-0--0-0--2-2-2-2-2-2-2-2-2-2-2-2-  sounds nice through distorsion
-0--0-0--3-1-0-1-0-3-1-0-0-0-1-0-
--------------------------2-------
----------------------------------
----------------------------------
```

```
        G                                              C
                I met a gin soked bar room queen in memphis
        G                                A             D
                She tried to take me upstairs for a ride
        G                                               C
                She had to heave me right across her sholders
```

```
G                                   D                G
        cause I just can't seem to drink her off my mind


                  D            G
        Shes a Hooooonky  tonk  woman
                D                              G
        gimmie gimmie gimmie that honky tonk love


                                                 C
        I layed her some folks say in New York city
G                        A              D
        I had to put up some kind of a fight
G                                          C
        The lady then she covered me with roses
G                             D                G
        She blew my nose and then she blew my mind


                  D              G
        Shes a Hooooonky  tonk  woman
                D                              G
        gimmie gimmie gimmie that honky tonk love



        GUITAR SOLO ON VERSE


                  D              G
```

Shes a Hooooonky tonk woman

D G

gimmie gimmie gimmie that honky tonk love

>From: fredh@cv.hp.com (Fred Handloser)

Subject: Re: TAB: Honky Tonk Women (Rolling Stones) (repost)

Steve Portigal (stevep@snowhite.cis.uoguelph.ca) wrote:

: Glen Macon spake:

: Title: HONKY TONK WOMAN

:

: G C

: I met a gin soked bar room queen in memphis

I think the version in G is called "Country Honk" (don't know

from what album). It think it is done with acoustic guitars.

Here is a chopro version of Honky Tonk Woman in A.

==========

{t:Honky Tonk Woman}

{st:Rolling Stones}

I [A]met a gin soked bar room queen in mem[D]phis

She [A]tried to take me [B]upstairs for a [E]ride ..... [A]

She [A]had to heave me right across her shoul[D]der

cause I [A]just can't seem to [E]drink you off my [A]mind

{soc}

It's the [A]Hoooo[E]onky tonk [A]women

[A]gimmie gimmie [E]gimmie that honky tonk [A]blues

{eoc}

[A]I played a divorce in New York [D]city

I [A]had to put up [B]some kind of a [E]fight .....[A]

The [A]lady then she covered me with [D]roses

She [A]blew my nose and [E]then she blew my mind ....[A]

{soc}

It's the [A]Hoooo[E]onky tonk [A]women

[A]gimmie gimmie [E]gimmie that honky tonk [A]blues

{eoc}

{comment: Do a verse length of lead}

It's the [A]Hoooo[E]onky tonk [A]women

[A]gimmie gimmie [E]gimmie that honky tonk [A]blues

It's the [A]Hoooo[E]onky tonk [A]women

[A]gimmie gimmie [E]gimmie that honky tonk [A]blues

>From: hns@solan.unit.no (Henrik Nissen S{tness)

Subject: Re: Req: HonkyTonkWomen tabulature

This is done by mind so please excuse any errors...

Honky Tonk Women - Rolling Stones

==========

```
e--------...-------------------------------------------------------------------
B--------...-------3---3---3---3-3-0---0-3-----------------------------------
G--------...-------4---4-0-2-0-4-2-0---0-2-----------------------------------
D-5---5--...-------------------------2-----5---------5---5--------------------
A-5---5--...-------------------------------5---------5---5--------------------
E-3---3--...-------------------------------3---------3---3--------------------
```

Goes on and on.. Here we go again..

These G5-chords are played on the upstrokes, but listen to the record to get the correct rythm..

```
                |             |           |           |
e-----------------------------------3-1-----------------------------------
B----------------5-------6---6-5------5-3-3-0---0---0---2---2-3---3-2---------
G------------0---5-------5---5-5----------4-0---0-2-0---2---2-2---2-2---------
D--5---5---------5-------5---5-5------------0---0-2-0---2---2-4---4-2---------
A--5---5--0h2-------------------------------------------------------------
E--3---3-------------------------------------------------------------------
```

```
   |             |           |           |             |
e-----------------------------------------------------------3-1-----
```

```
B--7-------8---8-7--------------------------------6---6-5----5-3-3-0-

G--7-------8---7-7-------0---------------0---------5---5-5--------4-0-

D--7-------7---7-7-------------------------5-------5---5-5------------

A--5------------------0h2-2p0--------0h2---3-------------------------

E-------------------3---------3----3--------------------------------


   |              |                  |

e--1---------------------------------------------

B--3--------------7------7-8-------------------0-

G---------------0-7-----------4-gl-2-4-----0-2-0-

D-----------------7-----------4-gl-2-5---------0-

A-----------0h2---5------------------5-----------

E---------3--------------------------3-----------
```

Now the chorus comes along.. G chord and D chord, and then a little riff:

```
e--------------------

B--12---13-12---13-12-

G--12---14-12---14-12-

D--12---12-12---12-12-

A--------------------

E--------------------
```

This riff twice, before some more g chord and D chord, and then the end-of-chorus-riff:

```
e-----------------------------
```

```
B-----------------------------
G---2gl4-4-----2-2gl4gl2-0---0-
D---4gl5-5-----4-4gl5gl4-0-2-0-
A-----------------------------
E-----------------------------
```

This riff I'm not so sure about.. The glissandos are right, but I think there's supposed to be some more up'n'down..

Keef of course plays the thing differently on the second verse, but I've never bothered to do that.. All the parts that lead up to a different chord can be changed around and altered, and I think that it's mainly this Keith R. does.

A final remark: This is of course not correct, since Keith plays this in open-G-tuning (d-B-G-D-G WITHOUT the 6th string).

If there is enough interest, I can dig out the solo too..

Henrik. - hns@solan.unit.no

```
**************************************************************************
* Why would I care to express the meanings * "The music is your only friend" *
* of the Norwegian Institute of Tecnolgy?  * - Jim Morrison                 *
**************************************************************************
```

>From: ttgssa@eua.ericsson.se (Stefan Svala)

Subject: TAB: Honky Tonk Woman - open G

Hi,

This one really sounds best played in open-G tuning, this is

(more or less) how I play it.

So, here it is...

H O N K Y T O N K W O M A N

==========

by

T H E R O L L I N G S T O N E S

For open-G tuning: tune down E-high to D, tune down A to G.

Now it is -GDGBD low to high.

G

|------|---------|...|---------|-----0-0-0-0-0-|-0-0-0-0-0-0-0-0-|---------|

|------|---------|...|---------|---------------|-----------------|---------|

|----0-|-0---0-0-|...|-0---0-0-|-0---4-2-0-2-0-|-4-2-0---0-2-0-0-|-0---0-0-|

```
|----0-|-0---0-0-|...|-0---0-0-|-0-------------|-------2---------|-0---0-0-|
|------|---------|...|---------|---------------|-----------------|---------|
|------|---------|...|---------|---------------|-----------------|---------|
```

```
               C                          G         A         D
|------------|---------|-----5-3-0-0--|---------|---------|---------|
|------------|-5---6-6-|-5------------|---------|-----3-2-|-7---8-8-|
|-0--------0-|-5---5-5-|-5---0-0-0-3b-|-0-------|-2---2-2-|-7---7-7-|
|-0--------0-|-5---7-7-|-5------------|-0-------|-2---4-2-|-7---9-9-|
|-----0-3b---|-5---5-5-|-5------------|-0---0-1-|-2---2-2-|-7---7-7-|
|------------|---------|--------------|---------|---------|---------|
```

```
               G                  C                          G
|------------|---------|--------|---------|-----5-3-0-0--|----------|
|-7----------|---------|--------|-5---6-6-|-5------------|----------|
|-7--------0-|-----0-0-|------0-|-5---5-5-|-5---0-0-0-3b-|-0------0-|
|-7--------0-|-----0-0-|------0-|-5---7-7-|-5------------|-0------0-|
|-7---0-3b---|-0-------|-0-3b---|-5---5-5-|-5------------|-0-0-3b---|
|------------|---------|--------|---------|--------------|----------|
```

```
                 G
|-------------|----...
|-7-----------|----...
|-7-------(7)-|-0--...
|-7---(7)-----|-0--...
|-7-----------|-0--...
```

```
|-------------|----...
```

/Stefan Svala   e-mail: ttgssa@eua.ericsson.se

From: TPLBA@aol.com
Sender: TPLBA

Honky Tonk Woman
Jagger/Richards

```
A                                  D
I met a gin-soaked barroom queen in Memphis,
    A               B              E
She tried to take me upstairs for a ride.
        A                                 D
The lady had to heave me across her shoulder.
      A                 E                A
Now I just can't seem to drink you off my mind

CHORUS
A          E         A
She's a ho-onky-tonk woman.
                   E                      A
Give me, give me, give me the honky-tonk blues.
A  E         A
Ho-onky-tonk women. [riff]
                   E                      A
Give me, give me, give me the honky-tonk blues.

I met a divorcee in New York City;
I had to put up some kind of a fight.
The lady went and covered me up in roses;
she blew my nose and then she blue my mind.

CHORUS

[Additional verse to begin 'Country Honk':
'Sitting in a bar, tipping a jar in Jackson,
And on the street the Summer sun it shines.
There's many a barroom queen I've had in Jackson.
But I just can't seem to drink you off my mind. It's those..'
CHORUS]
```

From: spxhaw@astro.cf.ac.uk (Howard Wright)

Honkey Tonk Women - Rolling Stones

tabbed by Howard Wright

OK for this one you need to learn the open G tuning

- it was Keith Richards favourite tuning

From low to high it is : D G D G B D

so tune both Es down to D and tune the A down to a G and you've got it

Most of the song can then be played using very simple shapes :

```
 DGDGBD   DGDGBD    DGDGBD    DGDGBD    DGDGBD
 000000   555555    557565    222222    777777

   G        C         F/C       A         D


 DGDGBD   DGDGBD
 779787   002000

   G/D      G6
```

I can't remember all the words, but try this :

```
G                          C   F/C  C
I met her at a .............


G                       A            D     G/D  D
She said she wants to take me for a ride


G                             C  F/C  C
.......................................
```

```
G         D      G


Chorus :


G  G6  G  G6     D    G/D  D   G
Hon   -           - key Tonk   Women

G  G6  G  G6     D    G/D  D             G
Give me Give me  Give me the honkey tonk blues
```

There's quite a scope for using variations on these shapes, but this should give you the basic sound

Howard

From: TPLBA@aol.com
Sender: TPLBA

Honky Tonk Woman
Jagger/Richards

```
A                                  D
I met a gin-soaked barroom queen in Memphis,
    A                B             E
She tried to take me upstairs for a ride.
         A                               D
The lady had to heave me across her shoulder.
      A                  E                A
Now I just can't seem to drink you off my mind

CHORUS
A          E         A
She's a ho-onky-tonk woman.
                   E                      A
Give me, give me, give me the honky-tonk blues.
A  E         A
Ho-onky-tonk women. [riff]
                   E                      A
Give me, give me, give me the honky-tonk blues.
```

I met a divorcee in New York City;
I had to put up some kind of a fight.
The lady went and covered me up in roses;
she blew my nose and then she blue my mind.

CHORUS

[Additional verse to begin 'Country Honk':
'Sitting in a bar, tipping a jar in Jackson,
And on the street the Summer sun it shines.
There's many a barroom queen I've had in Jackson.
But I just can't seem to drink you off my mind. It's those..'
CHORUS]

From: Harlan L Thompson

HONKY TONK WOMEN- The Rolling Stones

TUNING: D G D G B D (OPEN G)

```
|------|---------|...|---------|-----0-0-0-0-0-|-0-0-0-0-0-0-0-0-0-|---------|
|------|---------|...|---------|---------------|-------------------|---------|
|----0-|-0---0-0-|...|-0---0-0-|-0---4-2-0-2-0-|-4-2-0---0-2-0-0-|-0---0-0-|
|----0-|-0---0-0-|...|-0---0-0-|-0--------------|-------2---------|-0---0-0-|
|------|---------|...|---------|---------------|-------------------|---------|
|------|---------|...|---------|---------------|-------------------|---------|
```

```
              C                         G         A         D
|------------|---------|-----5-3-0-0--|---------|---------|---------|
|------------|-5---6-6-|-5------------|---------|-----3-2-|-7---8-8-|
|-0--------0-|-5---5-5-|-5---0-0-0-3b-|-0-------|-2---2-2-|-7---7-7-|
|-0--------0-|-5---7-7-|-5------------|-0-------|-2---4-2-|-7---9-9-|
|-----0-3b---|-5---5-5-|-5------------|-0---0-1-|-2---2-2-|-7---7-7-|
|------------|---------|--------------|---------|---------|---------|
```

```
              G                 C
G
|------------|---------|--------|---------|-----5-3-0-0--|----------|
|-7----------|---------|--------|-5---6-6-|-5------------|----------|
|-7--------0-|-----0-0-|------0-|-5---5-5-|-5---0-0-0-3b-|-0------0-|
|-7--------0-|-----0-0-|------0-|-5---7-7-|-5------------|-0------0-|
|-7---0-3b---|-0-------|-0-3b---|-5---5-5-|-5------------|-0-0-3b---|
|------------|---------|--------|---------|--------------|----------|
```

```
               G
|-------------|----...
|-7-----------|----...
|-7-------(7)-|-0--...
|-7---(7)-----|-0--...
|-7-----------|-0--...
```

```
|-------------|----...

G                                   C
I met a gin-soaked barroom queen in Memphis
    G                A              D
She tried to take me upstairs for a ride
         G                                  C
The lady had to heave me across her shoulder
      G                  D                 G
Now I just can't seem to drink you off my mind

CHORUS:
         G D     G
She's a honky tonk woman
                  D                       G
Give me, give me, give me the honky-tonk blues
G D         G
Honky-tonk women
                  D                       G
Give me, give me, give me the honky-tonk blues

I met a divorcee in New York City
I had to put up some kind of a fight
The lady went and covered me up in roses
She blew my nose and then she blue my mind
CHORUS TWICE


NOTE:   This is just a tidying up of previous versions designed to  fit
onto a single page.
```

From Guitar Tab Universe - www.guitartabs.cc [save this file]

#---------------------------------PLEASE NOTE--------------------------------#
#This file is the author's own work and represents their interpretation of the#
#song. You may only use this file for private study, scholarship, or research.#
#--#

Date: Thu, 23 Apr 1998 10:03:17 PDT
From: DON CZAR
Subject: r/rolling_stones/hot_stuff.crd

SONG: HOT STUFF
ARTIST: ROLLING STONES
ALBUM: BLACK AND BLUE
TAB BY: DON CZARSKI
E-MAIL: guitarzan7@hotmail.com

HOT STUFF
ROLLING STONES

"LISTEN TO THE RECORD TO GET THE FEEL OF THE SONG AND YOU WILL
UNDERSTAND WHAT I HAVE DONE."

INTRO:

```
     * (MUTE STRINGS ON 12th FRET)          * LET --12--
E -12----x--x--x--x--x--x----12-------           --13--
B -13----x--x--x--x--x--x----13-------           --12--
G -12----x--x--x--x--x--x----12-------         RING OUT
D ------------------------------------
A ------------------------------------
E ------------------------------------
```

THEN: (BASS RUN)

LOW E STRING ----7--6--5--0---

THEN:

```
E ----------------------|------   NOTE: strike the E string
B ----------------------|------         on the *5th fret and
G ----------------------|------         place finger on the
D ----------------------|------         7th** fret without
A --------------5--------|------         striking.
E --*5--7**--7-----5--7--|-5--7-
```

AT TIMES PLAY IT THIS WAY:

```
E ------------------------|-------------
B ------------------------|-------------
G ------------------------|-------------
D ------------------------|-------------
A ---------------5--------|-------------
E --*5--7**--7-----5--7--|-*5-6**-7**--
```

VERSE:

Hot stuff, yeah
Hot stuff
Hot stuff, yeah
Hot stuff
Can't get enough
Hot stuff, yeah
Hot stuff
Hot stuff

BREAK:

```
              A       C
Can't get enough
      G                       C     *BEND G STRING ON 9th FRET
The music is mighty, mighty fine
```

VERSE:

Hot stuff
Hot stuff
Can't get enough
Hot stuff
Can't get enough
Hot stuff
Can't get enough

BREAK:

INSTRUMENTAL: SOLO OVER THIS (same as INTRO but 2 frets up)

```
   * (MUTE STRINGS ON 14th FRET)          * LET --14--
E -14----x--x--x--x--x--x----14-------          --15--
B -15----x--x--x--x--x--x----15-------          --14--
G -14----x--x--x--x--x--x----14-------        RING OUT
D ------------------------------------
A ------------------------------------
```

E ----------------------------------

*** NOW BACK TO ORIGINAL INTRO:

VERSE:
Hot stuff
I can't get enough
Hot stuff
Play it rough, yeah
I can't get enough

BREAK:
'Cause music is what I want
To keep my body always moving, yeah

VERSE:
Shake it up
Hot stuff

BREAK:
Everyday I need another dose
I can't stand it when the music stop

Hot stuff

OUTRO:
Everybody on the dance floor
You know what I'm talking about
Music make you forget all your trouble
Make you kiss and tell the whole wide world

So what
Hot stuff
Hot stuff
Shake it up
Shake it up

I wanna tell all my friends in London
There ain't nothing wrong with you
But you better shape up, yeah
Shake it up
You're hot stuff

All the people in New York City
I know you are goin' broke
But I know you're tough, yeah
You're hot stuff
Hot stuff

To everybody in Jamaica
That is workin' in the sun
You're hot
You're hot stuff
Shake it up

Shake it up
You're hot stuff
Hot stuff
Play it rough
Hot stuff
Shake it up
Hot stuff

any questions, comments or corrections e-mail me at:
guitarzan7@hotmail.com

From Guitar Tab Universe - www.guitartabs.cc [save this file]

#---------------------------------PLEASE NOTE--------------------------------#
#This file is the author's own work and represents their interpretation of the#
#song. You may only use this file for private study, scholarship, or research.#
#--#

From: "DON CZAR"
Subject: r/rolling_stones/how_can_i_stop.crd
Date: Fri, 15 May 1998 10:14:20 PDT

SONG: HOW CAN I STOP
ARTIST: ROLLING STONES
ALBUM: BRIDGES TO BABYLON
TAB BY: DON CZARSKI
E-MAIL: guitarzan7@hotmail.com

HOW CAN I STOP
ROLLING STONES

INTRO: PLAY THIS -- 2x's NOTE: *-means slide to but don't strike the note.

```
E ------------------------------------------------------------|
B ------------------------------------------------------------|
G ----------------10--12/14*/12*--10--10h12--12/14*--14-------|
D ---------10-12---------------------------------------------|
A --10/12*---------------------------------------------------|
E ------------------------------------------------------------|
```

CONTINUED:

```
E ------------------------------------------------------------|
B ------------------------------------------------------------|
G ----------------10--12/14*/12*--10--10h12--10-10-----------|
D ---------10-12---------------------------------------------|
A --10/12*---------------------------------------------------|
E ------------------------------------------------------------|
```

AND/OR: A D E A -- 4x's

VERSE:

```
      A          D
      You offer me
                 E              A
      All your love and sympathy
      A         D
      Sweet affection baby
```

```
     E             A
      It's killing me
      A      D
      Ah aha ah
      E      A
      Ah aha ah


VERSE:
     A            D
      Cause baby baby
     E           A
      Can't you see
     A          D
      How could I stop
     E               A
      Once I start baby


CHORUS:
       E         A                 D              E
      (How could I stop) How could I stop once I start
       E         A       D  E
      (How could I stop)
       E
      Yeah yeah
       A        D               E    A
      How could I stop once I start


VERSE:
      You look at me
      But I don't see what you see
      A reflection baby
      Of what I want to be
      I see your face
      And I want to roll with it
      Ah aha ah
      Ah aha ah


CHORUS:
       E            A
      But how could I stop
       D                E
      Baby how could I stop
     E          A
      How could I stop
                       D   E
      Stop it, stop it
```

```
BREAK:
      E      F         G                C
      If I could, I'd take you all the way
       C     F  G               C
      Baby, baby listen what I say
      C      F
      Ah aha ah
      G      C
      Ah aha ah
       C            F
      There's even some things
           G                 C
      That I just would not pay


*BREAK 2:
       C               G
      'Cause how could I stop
     F       G
      If I start babe
                C                 G             F
      (How could I stop) How could I stop if I start
     G
      Start with you
       C         G
      (How could I stop)
              F      G
      If I start baby
                C                 G
      (How could I stop) How could I stop
              F         G   A
      If I start with you babe


INSTRUMENTAL:   A  E -- 4x's


VERSE:
      It's to easy to lay here at your feet
      I couldn't take the heat
      There's somewhere else
      Maybe you should go
      Baby maybe baby just a further down the road

CHORUS:
      How I could I stop
      If I start with you baby
      How could I stop
      How could I stop
      Once I start
```

You tell me baby
Once I've started with you
How could I stop
Once I start

CHORUS: -- VERSE: -- hold A CHORD for a while - CHORUS to FADE

any questions, comments or corrections e-mail me at:

P
E
A
C C C
E E E
D O N

_____
Get Your Private, Free Email at http://www.hotmail.com

From Guitar Tab Universe - www.guitartabs.cc [save this file]

#---------------------------------PLEASE NOTE--------------------------------#
#This file is the author's own work and represents their interpretation of the#
#song. You may only use this file for private study, scholarship, or research.#
#--#

Date: Mon, 04 May 1998 06:33:13 PDT
From: DON CZAR
Subject: r/rolling_stones/i_go_wild.crd

SONG: I GO WILD
ARTIST: ROLLING STONES
ALBUM: VOODOO LOUNGE
TAB BY: DON CZARSKI
E-MAIL: guitarzan7@hotmail.com

I GO WILD
ROLLING STONES

CAPO: 1st FRET

```
INTRO:       G    C     G    C G   THEN    D      G D -- 4x's
                        ///  / /           /////  / /


VERSE:
          D   / / /  /    G D
         You whipped me            **NOTE:
          D  / / / /  G D          PLAY THIS RIFF FOR ALL VERSES.
         I'm hurting
          D / / / /  G D           (RIFF): D          G D
         Abused me                         / / / / /  / /
          D / / / /  G D
         For certain
          D  / / / /  G D
         And slavery
          D   / /  / /    G D
         Should not exist
          D   / /   /  /    G D
         Is this what I get
         D  / /  / /    G D      D     G D    D     G D
         A poison kiss           ///// / /    ///// / /


VERSE:
         Without you
         I'm dead meat
         I'm a raggedy dog
```

Dying in the streets
Of a god-forsaken
Shanty town
Where gangs of children
Are hunted down

CHORUS:

G
I go wild when you're in my face
C
I go wild when I taste your taste
G
I go wild and I go insane
C   D   G D - 4x's
I get sick - somebody stop this pain   ///// / /

VERSE:

You left me
I'm brain dead
I'm feeling nothing
Strapped to my bed
Tubes in my nose
Tubes in my arm
Shot full of holes

CHORUS:

I go wild when you're in my face
I go wild when I taste your taste
I go wild and act like a goat
And I get sick, lumps in my throat

I go wild
I go wild
I go crazy, I go insane
I get sick
Somebody stop the pain

BREAK:

D   C   Bb C Bb G C G G
            / / / / / / /
D   C   Bb C Bb G C G G
            / / / / / / /

D   G D
///// / / -- 4x's

VERSE:
And the doctor says
You'll be okay
If you'd only
Stay away
From femme fatales
And dirty bitches
And daylight drabs
And nighttime witches

VERSE:
And working girls
And blue stockings
And dance hall babes
And body poppers

VERSE:
And waitresses with broken noses
Checkout girls striking poses
And politician's garish wives
With alcoholic cunts like knives

CHORUS:
G (N.C.)
I go wild }
I go wild } ** DRUMS ONLY - NO GUITAR
I go wild }
I go wild }

CHORUS:
I go wild when you're in my face
And I'm entranced in a state of grace
I go wild when you treat me bad
I go wild, raving mad

I go wild for you
I go wild for you

FADE OUT:

any questions, comments or corrections e-mail me at:
guitarzan7@hotmail.com

From Guitar Tab Universe - www.guitartabs.cc [save this file]

#---------------------------------PLEASE NOTE--------------------------------#
#This file is the author's own work and represents their interpretation of the#
#song. You may only use this file for private study, scholarship, or research.#
#--#

Date: Mon, 04 May 1998 06:13:03 PDT
From: DON CZAR
Subject: r/rolling_stones/i_got_the_blues.crd

SONG: I GOT THE BLUES
ARTIST: ROLLING STONES
ALBUM: STICKY FINGERS
TAB BY: DON CZARSKI
E-MAIL: guitarzan7@hotmail.com

I GOT THE BLUES
ROLLING STONES

NOTE: ON THIS SONG USE BARRE CHORDS, YOUR "PINKIE" FINGER, AND
SLIDES FROM ONE CHORD TO ANOTHER TO GET THAT "STONES SOUND".

INTRO:
G D Em C G D C G D

VERSE:
D G D
As I stand by your flame
Em C
I get burned once again
G D C G D
Feeling low down and blue

VERSE:
D G D
As I sit by the fire
Em C
Of your warm desire
G D C G G G G D
I got the blues for you, yeah / / / /

CHORUS:
A D
Every night you've been away
A D

```
      I've sat down, I have prayed
                  C           G         D
      That you're safe in the arms of a guy
                Em        C
      Who will bring you alive
     G                D          C    G
      Won't drag you down with abuse, oh


INSTRUMENTAL:    C  G   C  G   D


VERSE:
     D        G             D
      In the silk sheet of time
              Em            C
      I will find peace of mind
     G           D            C   G
      Love is a bed full of blues


OUTRO:
                D                 C   G
      And I've got the blues for you
                D                 C   G
      And I've got the blues for you
                D                       C   G
      And I've bust my brains out for you
                 D
      And I'll tear my hair out
                 C                           G
      I'm gonna tear my hair out just for you
               D
      If you don't believe what I'm saying
           C
      At three o' clock in the morning, babe
                              G
      Well, I'm singing my song for you.


    any questions, comments or corrections e-mail me at:
                   guitarzan7@hotmail.com
```

From Guitar Tab Universe - www.guitartabs.cc [save this file]

#---------------------------------PLEASE NOTE--------------------------------#
#This file is the author's own work and represents their interpretation of the#
#song. You may only use this file for private study, scholarship, or research.#
#--#

From: "DON CZAR"
Subject: r/rolling_stones/if_you_cant_rock_me.crd
Date: Wed, 08 Apr 1998 09:40:31 PDT

SONG: IF YOU CAN'T ROCK ME
ARTIST: ROLLING STONES
ALBUM: ITS ONLY ROCK 'N' ROLL
TAB BY: DON CZARSKI
E-MAIL: guitarzan7@hotmail.com

IF YOU CAN'T ROCK ME
ROLLING STONES

```
INTRO:   D D  C  G -- 4x's
         / /  /  /


VERSE:      C
       The band's on stage
                                  D D  C  G -- 2x's
       And it's one of those nights,
             C                                 D D  C  G -- 2x's
       The drummer thinks that he is dynamite,
       G                           C          D
       You lovely ladies in your leather and lace,
       G                         C        D
       A thousand lips I would love to taste;
       G                        C          D
       I got one heart and it hurts like hell,
        D  D         C   G   D  D  C  G
       If you can't rock me somebody will,
        D  D         C   G   D  D  C  G
       If you can't rock me somebody will.



VERSE: Now who's that black girl in the bright blue hair,
       Now don't you know that it's rude to stare,
       I'm not so green but I'm feeling so fresh,
```

```
       I simply love to put her to the test;
       She's so alive and she's dressed to kill, but
       If you can't rock me somebody will,
       If you can't rock me somebody will,
       If you can't rock me somebody will,
       If you can't rock me somebody will.

INSTRUMENTAL:

       BASS LINE (arranged for guitar) -- play 2x's
       E ----------------------------------------
       B ----------------------------------------
       G ----------------------------------------
       D ----------------------------------------
       A -------------1--------------------------
       E -1--3--3--3------1--3--3--3--1--0--1-----

THEN:  play 3x's

       E ----------------------------------------
       B --2-/-3~o-----------0--------------------
       G --3-/-4~o--5--0--3--0----7--7------------
       D -----------5--0--3-------5--5------------
       A ----------------------------------------
       E ----------------------------------------

NOW:    G   C   D -- 3x's      D D  C  G -- 4x's


VERSE:
       Now I ain't looking for no pretty face, oh no;
       Or for some hooker workin' roughish trade.
       And there ain't nothing like a perfect mate,
       And I ain't looking for no wedding cake;
       But I been talkin' 'bout it much too long,
       I think I better sing just one more song.
       I got one heart and it hurts like hell,
       I'm simply dying for some thrills and spills,
       If you can't rock me, somebody will,}
       Somebody will, somebody will.       }   REPEAT 1,000x's
       If you can't rock me.....           }     and fade

    questions, comments or corrections please e-mail me at:
                  guitarzan7@hotmail.com

                        P
                        E
                        A
                      C C C
                     E  E  E
                    D   O   N
```

_____
Get Your Private, Free Email at http://www.hotmail.com

From Guitar Tab Universe - www.guitartabs.cc [**save this file**]

From Guitar Tab Universe - www.guitartabs.cc [save this file]

#----------PLEASE NOTE----------#
#This file is the author's own work and represents their interpretation of the#
#song. You may only use this file for private study, scholarship, or research.#
#----------#

Date: Mon, 18 May 1998 06:14:53 PDT
From: DON CZAR
Subject: r/rolling_stones/if_you_really_want_to_be_my_friend.crd

SONG: IF YOU REALLY WANT TO BE MY FRIEND
ARTIST: ROLLING STONES
ALBUM: IT'S ONLY ROCK 'N' ROLL
TAB BY: DON CZARSKI
E-MAIL: guitarzan7@hotmail.com

IF YOU REALLY WANT TO BE MY FRIEND
ROLLING STONES

INTRO: STRUM D CHORD SLOWLY

VERSE:

```
            G                     Em    Em7  Em
      If you really want to be my friend
            C                         D
      Let me live it up like I used to do
             G                   Em     Em7  Em
      If you really want to understand me
                   C                  G   D
      There's some giving up we got to do
```

VERSE:

```
      I know everybody wants to be your man
      I don't want to tie you up, go ahead, you're free
      And I never want to scar you with my brand
      We could live it up, just a you and me
```

VERSE:

```
      If you really want to understand a man
      Let him off the lead sometimes, set him free
      If you really, really want to be my friend
      Give me the look of love, not jealousy
```

BREAK:

```
     C                                  D
      I know you think that life is a thriller
     C                                 D
      You play the vamp, I play the killer
    Am     C                          G       D
      Now baby, what's the use of fighting?
    Am                              C                G      Em Em7 Em C D
      By the last reel we'll be cryin', cryin', cryin'


VERSE:
      If you really want to be my man
      Get your nails out of my back
      Stop using me

VERSE:
      You know I really, really want to be your friend
      But just a little faith is all we need
      I don't need no dog eat dog world for you and me
      Get your nails out, stop bleeding me


BREAK:
      You know, people tell me you are a vulture
      Say you're a sore in a cancer culture
      Ay, but you got a little charm around you
      I'll be there when they finally hound you
      Hound you, hound you


VERSE:
      If you really want to be my friend
      And I really want to understand you baby
      If you really want to be my friend
      If you really want to understand me
      I really want to be your man
      I want to try to give you a helping hand

VERSE:
      I really want to be your friend
      I want to push you when you're up
      And pull you when you're down
      If you really want you to understand me
      I'll tell you something, that love can thrive on jealousy

VERSE:
      I really want to understand you
      I really want to be your man
      'Cause understanding is something everybody needs
      I really want to be your friend
      And I love you, love you, yes, I do
```

END ON A - G CHORD

any questions, comments or corrections e-mail me at:
guitarzan7@hotmail.com

From Guitar Tab Universe - www.guitartabs.cc [save this file]

#---------------------------------PLEASE NOTE--------------------------------#
#This file is the author's own work and represents their interpretation of the#
#song. You may only use this file for private study, scholarship, or research.#
#--#

From: "DON CZAR"
Subject: r/rolling_stones/im_free.crd
Date: Wed, 08 Apr 1998 10:12:24 PDT

SONG: I'M FREE
ARTIST: ROLLING STONES
ALBUM: STRIPPED
TAB BY: DON CZARSKI
E-MAIL: guitarzan7@hotmail.com

I'M FREE
ROLLING STONES

INTRO: C F C F C F C F

VERSE:
```
     C       F         C    F       C     F  C  F
I'm free to do what I want any ol' time
     C       F         C    F       C     F  C  F
I'm free to do what I want any ol' time

    C   G    F   C    C   G     F  C
So love me, hold me, hold me, love me
 C               F          C    F       C    F  C  F
But I'm free to do what I want any ol' time
```

VERSE:
I'm free to sing my song knowing it's out of time
Free to sing my song though it slips out of time

So love me, hold me, hold me, love me
But I'm free to do what I want any ol' time. Ooh, yeah!

GUITAR SOLO: over first two lines of verse

THEN:

Love me, hold me, hold me, love me
But I'm free to do what I want any ol' time

VERSE:
I'm free to choose what I please at any ol' time
I'm free to please what I choose at any ol' time

So hold me, love me, love me, hold me
But I'm free to do what I want any ol' time

ORGAN SOLO: over first two lines of verse

THEN:
So love me, hold me, hold me, love me
But I'm free to do what I want at any ol' time

any questions, comments or corrections e-mail me at:
guitarzan7@hotmail.com

P
E
A
C C C
E E E
D O N

_____
Get Your Private, Free Email at http://www.hotmail.com

From Guitar Tab Universe - www.guitartabs.cc [save this file]

#---------------------------------PLEASE NOTE--------------------------------#
#This file is the author's own work and represents their interpretation of the#
#song. You may only use this file for private study, scholarship, or research.#
#--#

Date: Sat, 28 Feb 1998 00:01:52 -0500
From: David Goodwin
Subject: CRD: in another land by the Rolling Stones

"In Another Land"
Written by Bill Wyman for the Rolling Stones
Chords by David Goodwin (ME!)
Note: As the song repeats, I'm just giving the first verse/chorus. Oh,
and thanks to www.lyrics.ch for the lyrics.

Intro: C, Bb, Ab, G
C, Bb, Ab, G

```
C    C7     F
In another land
          Ab              Eb        Ab
Where the breeze and the trees and flowers were blue
C           C7        F
I stood and held your hand
        Ab         Eb           Ab
And the grass grew high and the feathers floated by
Ab         D         G
I stood and held your hand
    F             C
And nobody else's hand will ever do
F                C
Nobody else will do
         D
Then I awoke
                       F
Was this some kind of joke?
           D
Much to my surprise
            F        G
I opened my eyes
```

Ad naseum. Enjoy!

David Goodwin
ksg1-2@mail.idt.net

From Guitar Tab Universe - www.guitartabs.cc [save this file]

#---------------------------------PLEASE NOTE--------------------------------#
#This file is the author's own work and represents their interpretation of the#
#song. You may only use this file for private study, scholarship, or research.#
#--#

From: "DON CZAR"
Subject: r/rolling_stones/indian_girl.crd
Date: Wed, 15 Apr 1998 09:54:01 PDT

SONG: INDIAN GIRL
ARTIST: ROLLING STONES
ALBUM: EMOTIONAL RESCUE
TAB BY: DON CZARSKI
E-MAIL: guitarzan7@hotmail.com

INDIAN GIRL
ROLLING STONES

INTRO: C F -- 2x's

VERSE:

```
      C                                    F
       Little Indian girl, where is your mama?
      C                                    F
       Little Indian girl, where is your papa?
      C                                              F
       He's fighting in the war in the streets of Masaya
      G                        F
       All the children were dead
      G                          F
       Except for the girl who said
        C                                      F
       "Please Mister Gringo, please find my father"
      G               F  G                            F
       Lesson number one   better learn while you're young
        C                                             F
       Life just goes on and on getting harder and harder
      C                                    F      C  F
       Little Indian girl, from Nueva, Granada
```

VERSE:

```
       C                                                    F
       Ma says there's no food, there's nothing left in the larder
```

```
        C                                                    F
       Last piece of meat was eaten by the soldiers that raped her
      G               F  G                                 F
       Lesson number one  that you learn when you're young
        C                                                  F
       Life just goes on and on getting harder and harder
        C                                                  F
       Life just goes on and on getting harder and harder
      C                                      F
       Little Indian girls from Nueva, Granada
      C                                      F
       Little Indian girls from Nueva, Granada
      G                     F
       Yes, I saw them today
      G                          F
       It's a sight I would say
                 C
       They're shooting down planes
                                  F
       With their M-16 and with laughter


VERSE:
      (SPOKEN)
      C                  F
       Mr. Gringo, my father he ain't no Che Guevara
      C                                              F
       And he's fighting a war on the streets of Masaya
      C                                      F
       Little Indian girl where is your father?
      C                               F
       Indian girl where is your momma?
      C                                                     F
       They're fighting for Mr. Castro in the streets of Angola
      C                  F    C
       La la la la la la

       any questions, comments or corrections e-mail me at:
                     guitarzan7@hotmail.com
```

From Guitar Tab Universe - www.guitartabs.cc [save this file]

#---------------------------------PLEASE NOTE--------------------------------#
#This file is the author's own work and represents their interpretation of the#
#song. You may only use this file for private study, scholarship, or research.#
#--#

Date: Wed, 08 Apr 1998 09:27:30 PDT
From: DON CZAR
Subject: r/rolling_stones/it_must_be_hell.crd

SONG: IT MUST BE HELL
ARTIST: ROLLING STONES
ALBUM: UNDERCOVER
TAB BY: DON CZARSKI
E-MAIL: guitarzan7@hotmail.com

IT MUST BE HELL
ROLLING STONES

INTRO RIFF: C C C C C G C C C G G* G G -- 4x's

NOTE: PLAY AS BARRE CHORDS - 3rd FRET - G* lift up index finger

VERSE:

```
G          C                  G
We got trouble, that's for sure
         C           G
We got millions unemployed
                    C              *NOTE: ENTIRE SONG IS
Some kids can't write                      ONLY THE
                   G                   C & G BARRE CHORDS
Some kids can't read
                 C
Some kids are hungry

           G    INTRO RIFF - 2x's
Some overeat
```

VERSE:

```
Our TV leader boldly speaks
The words of Christ he tries to preach
We need more power to hold the line
```

The strength of darkness still abides

CHORUS:

```
          C   C C C C C  G
Must be hell
 C
Living in the world
                           G    INTRO RIFF
Living in the world like you

          C   C C C C C  G
Must be hell
 C
Living in the world
                                G   INTRO RIFF --2x's
Suffering in the world like you
```

VERSE:

Keep in a straight line, stay in tune
No need to worry, only fools
End up in prison of conscience cells
Or in asylums they help to build

CHORUS:

Must be hell living in the world
Suffering in the world like you -- OPENING RIFF

Must be hell living in the world
Suffering in the world like you --OPENING RIFF

Must be hell
Suffering in the world like you -- OPENING RIFF -- 3x's

INSTRUMENTAL: SOLO OVER OPENING RIFF -- 5x's

VERSE:

We're free to worship, we're free to speak
We're free to kill, that's guaranteed
We've got our problems, that's for sure
Clean up the backyard, don't lock the door

CHORUS:

Must be hell living in the world
Suffering in the world like you

Must be hell living in the world
Suffering in the world like you

OUTRO: OPENING RIFF OVER AND OVER UTIL END
(LISTEN TO CD FOR TIMING)

I say we are heaven bound
I say we are heaven bound
I say we are heaven bound
I say we are heaven bound
I say we are heaven bound
I say we are heaven bound
I say we are heaven bound
I say we are heaven bound
I say we are heaven bound

any questions, comments or corrections e-mail me at:
guitarzan7@hotmail.com

From Guitar Tab Universe - www.guitartabs.cc [save this file]

#---------------------------------PLEASE NOTE--------------------------------#
#This file is the author's own work and represents their interpretation of the#
#song. You may only use this file for private study, scholarship, or research.#
#--#

From: "DON CZAR"
Subject: r/rolling_stones/its_all_over_now.crd
Date: Wed, 06 May 1998 04:54:03 PDT

SONG: IT'S ALL OVER NOW
ARTIST: ROLLING STONES
ALBUM: MORE HOT ROCKS - BIG HITS & FAZED COOKIES
TAB BY: DON CZARSKI
E-MAIL: guitarzan7@hotmail.com

IT'S ALL OVER NOW
ROLLING STONES

CAPO: 1st FRET

INTRO: F Eb Bb C -- 2x's

VERSE:

```
          F
    Well, baby used to stay out all night long
    She made me cry, she done me wrong
    She hurt my eyes open, that's no lie
    Tables turning, now it's her turn to cry
```

CHORUS:

```
              C
    Because I used to love her
  Bb                  F
    But it's all over now
              C
    Because I used to love her
  Bb                  F
    But it's all over now
```

VERSE:

```
    Well, she used to run around with every man in town
    Spent all my money playin' a high-class game
    She put me out, it was a pity how I cried
    The tables turning, now it's her turn to cry
```

CHORUS:
Because I used to love her
But it's all over now
Because I used to love her
But it's all over now

INSTRUMENTAL: SOLO OVER CHORUS CHORDS -- 3x's

VERSE:
Well, I used to wake up in the morning
Get my breakfast in bed
When I gotten worried
She could ease my aching head
But now she's here and there
With every man in town
Instead of trying to take me
For that same old clown

CHORUS:
Because I used to love her
But it's all over now

Because I used to love her
But it's all over now

Because I used to love her
But it's all over now

OUTRO: C Bb F -- 4x's TO FADE

any questions, comments or corrections e-mail me at:
guitarzan7@hotmail.com

From Guitar Tab Universe - www.guitartabs.cc [save this file]

```
#----------------------------------PLEASE NOTE-------------------------------#
#This file is the author's own work and represents their interpretation of the #
#song. You may only use this file for private study, scholarship, or research. #
#----------------------------------------------------------------------------#
#

Date: Mon, 27 Oct 97 20:50:43 PST
From: "Stephen V. Smith"
Subject: CRD: It's Only Rock and Roll by The Rolling Stones

     It's Only Rock 'N' Roll - The Rolling Stones (1974)

     E
     If I could stick my pen in my heart
     I would spill it all over the stage
     Would it satisfy ya, would it slide on by ya,
     Would you think the boy is strange?
              A  G  E
     Ain't he strange?

     E
     If I could win ya, If I could sing ya
     a love song so divine
     would it be enough for your cheating heart
     if I broke down and cried?
          A G E
     If I cried?

          CHORUS
                A                                          E
          I said I know... it's only rock and roll, but I like it
          A
          I know... it's only rock and roll,
               E         D         A     E
          but I like it, like it, yes I do
                 A
          Oh well I like it
            E
          I like it
            A
          I like it
                D          A
          I said can't you see
              D         A              E
          that this old boy has been a-lonely

     E
     If I could stick a knife in my heart
```

```
Suicide right on the stage
Would it be enough for your teenage lust
Would it help to ease the pain?
          A G E
Ease your brain?

E
If I could dig down deep in my heart
Feelings would flood on the page
Would it satisfy ya, would it slide on by ya,
Would you think the boy's insane?
     A G E
He's insane

CHORUS, repeating to fade
```

From Guitar Tab Universe - www.guitartabs.cc [save this file]

#---------------------------------PLEASE NOTE--------------------------------#
#This file is the author's own work and represents their interpretation of the#
#song. You may only use this file for private study, scholarship, or research.#
#--#
Date: Thu, 12 Feb 1998 10:29:28 +0100
From: Zoran Kucanda

Intro
twice------------->
-9-7----------------	-9-9-
-7-5-9-9------------	-9-9-
-x-x-7-7------------	-x-x-

riff1
--------------------|
--------------------|
--------------------|
-----7-----7--------|
-7-9---7-9----------|
--------------------|

riff2
--------------------|
--------------------|
--------------------|
-----7-9-9----------|
-7-9---9-9----------|
--------------------|

chorus
D   A   E   B
-7-	---	-9-	---
-5-	-7-	-7-	-9-
---	-5-	---	-7-

Rolling Stones
Jumpin' Jack Flash - Jagger, Richard 1968

riff1 riff2 riff1
riff2   riff1   riff2

```
I was born in a cross-fire hurricane
riff1
riff2      riff1           riff2
And I howled at my ma in the driving rain,
riff1
D                 A       E             B
But it's all right now, in fact, it's a gas!
D            A      E
But it's all right. I'm Jumpin' Jack Flash,
       B
It's a gas! Gas! Gas!

intro
riff1 riff2 riff1
riff2      riff1           riff2
I was raised by a toothless, bearded hag,
riff1
riff2      riff1           riff2
I was schooled with a strap right across my back,
riff1
D                 A       E             B
But it's all right now, in fact, it's a gas!
D            A      E
But it's all right, I'm Jumpin' Jack Flash,
       B
It's a gas! Gas! Gas!

intro (many times)
riff1 riff2 riff1
riff2      riff1           riff2
I was drowned, I was washed up and left for dead.
riff1
riff2      riff1           riff2
I fell down to my feet and I saw they bled.
riff1
riff2      riff1           riff2
I frowned at the crumbs of a crust of bread.
riff1
riff2      riff1           riff2
I was crowned with a spike right thru my head.
riff1
D                 A       E             B
But it's all right now, in fact, it's a gas!
D            A      E
But it's all right, I'm Jumpin' Jack Flash,
       B
It's a gas! Gas! Gas!
```

From Guitar Tab Universe - www.guitartabs.cc [save this file]

#----------PLEASE NOTE----------#
#This file is the author's own work and represents their interpretation of the #
#song. You may only use this file for private study, scholarship, or research. #
#----------##

From: cscsj@lux.latrobe.edu.au (Junacko)

The chords to Jumpin' Jack Flash (as I hear it) are B, D, A, and E.
The opening riff (also, the middle section) is just B-E-D repeated (3 times

for the intro, 4 for in the middle) followed by B strummed a few times.

During the verses, the riff is the simple

```
|-----------------------------------|
|*----------------------------------*|
|-----8--8--------------------------|
|-----9--9--------7-----7-------7---|
|*----9--9----7-9---7-9-----7-9----*|
|-----7--7--------------------------|
```

The chorus is

```
  B        D     A         E
  But it's al----right     now,
                 B
  in fact it's a gas....

  B        D     A
  But it's al----right
  E                        B
```

Jumpin' Jack Flash, it's a gas gas gas!

That's the chord progression. If anyone knows the counter-melody played during the chorus, please post it.

==========

The opening section to Brown Sugar is

```
     C   G     C    F
|-------------------------|
|*---13--12----5-5--6-6--*|
|----12--12----5-5--5-5---|
|----14--12----5-5--7-7---|
|*-----------------------*|
|-------------------------|
      repeat 4 times
```

```
    Eb    Eb11   Eb    C    C11  C     Ab     Bb   F        C
|-------------------|---------------|---------------------------|
|*--8---8-9---9--8--|--5--5-6--6-5--|--1--2-1-3-4--6--6-6-6-5--*|
|---8---8-10--10-8--|--5--5-7--7-5--|--1--3-1-3-5--5--5-5-5-5---|
|---8---8-8---9--8--|--5--5-5--5-5--|--1--1-1-3-3--7--7-7-7-5---|
|*------------------|---------------|---------------------------*|
```

```
|--------------------|----------------|----------------------------|

      repeat 2 times
```

Enjoy...

-- Scott @Brandeis

From Guitar Tab Universe - www.guitartabs.cc [save this file]

#----------------------------------PLEASE NOTE----------------------------------#
#This file is the author's own work and represents their interpretation of the #
#song. You may only use this file for private study, scholarship, or research. #
#---##

From: aaron@binah.cc.brandeis.edu (Scott Aaron)
Subject: Re: REQUEST: Brown Sugar ~~~~~~STONES.
Date: Tue, 11 Aug 1992 19:22:06 GMT

The chords to Jumpin' Jack Flash (as I hear it) are B, D, A, and E.

The opening riff (also, the middle section) is just B-E-D repeated (3 times
for the intro, 4 for in the middle) followed by B strummed a few times.

During the verses, the riff is the simple

```
|-----------------------------------|
|*----------------------------------*|
|-----8--8--------------------------|
|-----9--9--------7-----7-------7---|
|*----9--9----7-9---7-9-----7-9----*|
|-----7--7--------------------------|
```

The chorus is

```
  B        D     A         E
  But it's al----right     now,
                 B
  in fact it's a gas....

  B        D     A
  But it's al----right
  E                          B
  Jumpin' Jack Flash, it's a gas gas gas!
```

That's the chord progression. If anyone knows the counter-melody played
during the chorus, please post it.

==========

The opening section to Brown Sugar is

```
     C   G     C    F
|-------------------------|
|*---13--12----5-5--6-6--*|
|----12--12----5-5--5-5---|
|----14--12----5-5--7-7---|
|*-----------------------*|
```

```
|-------------------------|
```

repeat 4 times

```
    Eb    Eb11   Eb    C    C11  C     Ab     Bb   F         C
|-------------------|---------------|-----------------------------|
|*--8---8-9---9--8--|--5--5-6--6-5--|--1--2-1-3-4--6--6-6-6-5--*|
|---8---8-10--10-8--|--5--5-7--7-5--|--1--3-1-3-5--5--5-5-5-5---|
|---8---8-8---9--8--|--5--5-5--5-5--|--1--1-1-3-3--7--7-7-7-5---|
|*------------------|---------------|---------------------------*|
|-------------------|---------------|-----------------------------|
```

repeat 2 times

Enjoy...

-- Scott @Brandeis

From Guitar Tab Universe - www.guitartabs.cc [save this file]

As you might know, Keith Richards plays around with a lot of different tunings. The version of "Jack Flash" from the Rolling Stones Rock N' Roll Circus album is kind of weird. I don't know if Brian Jones is even playing (He was probably stoned out of his mind) But I hear Keith. This version is kind of interesting. The tuning is low to high (E,Bb,E,G#,B,E) or basically an open E chord.
I don't know if this is the counter melody, but here is the song from that record:

Main riff

```
----------------------------------------
--0--0----------------------------------
--x--x------0-2--5---0--2--5---0-2-5---
--7--7------0-2--5---0--2--5---0-2-5---
--7--7------0-2--5---0--2--5---0-2-5---
--7--7------0-2--5---0--2--5---0-2-5---
```

Chorus

```
D                        A              E                    B  (Repeat)
----------------------------7-7--5----0----------------------
----------------------------5-5--5----0-------------------7---
------------------------5-5--5-5--5----0------12--10--12---7---
10-10--12-12----10-----5-5--5-5--5----0------12--10--12---7---
10-10--10-10----10-----5-5--5-5--5----0------12--10--12---7---
10-10--10-10----10-----5-5--5-5--5----0------0---0---0----7---
```

Breakdown

```
B                      E       D       C#    B   (repeat four times)
-----------------------------------------------
-----------------------------------------------
-7-7-7---7-7-7--------12------10-----9------7-
-7-7-7---7-7-7--------12------10-----9------7-
-7-7-7---7-7-7--------12------10-----9------7-
-7-7-7---7-7-7--------12------10-----9------7-
```

Check it out... sreybk@yahoo.com

From Guitar Tab Universe - www.guitartabs.cc [save this file]

#---------------------------------PLEASE NOTE--------------------------------#
#This file is the author's own work and represents their interpretation of the#
#song. You may only use this file for private study, scholarship, or research.#
#--#

Date: Wed, 08 Apr 1998 09:56:56 PDT
From: DON CZAR
Subject: r/rolling_stones/just_another_night.crd

SONG: JUST ANOTHER NIGHT
ARTIST: MICK JAGGER (ROLLING STONES)
ALBUM: SHE'S THE BOSS
TAB BY: DON CZARSKI
E-MAIL: guitarzan7@hotmail.com

JUST ANOTHER NIGHT
MICK JAGGER (ROLLING STONES)

INTRO: BASS RIFF ARRANGED FOR GUITAR

```
E ---------------------------|--------------------------
B ---------------------------|--------------------------
G ---------------------------|--------------------------
D ---------------------------|--------------------------
A ---------------3-----------|---------------3----------
E --0-3--5-5-3-5---5-3-5-5--|-0-3--5-3-5--5---5-3-5-5-
```

*THEN PLAY: Dm C Dm C Bb -- 2x's

*NOTE: PLAY THE ABOVE BEAT AND CHORDS FOR THE CHORUS THROUGHOUT

```
*CHORUS:        Dm           C      Dm           C         Bb
      Give me just another night, just another night with you
    * Give me just another kiss, just before the dawn breaks through
    *'Cause I'm homesick, feel a little down and blue
    * And I'm hurting, hurting baby just like you
```

VERSE:

```
             C                              F
      I was lonely 'til I saw you at the station
```

```
              C                                   G
       And I never thought you'd keep our rendevous
                   F
       Baby it's true


*CHORUS:
      * Give me just another night, just another night with you
      * Give me just another kiss, just before the dawn breaks through
      * 'Cause I'm hungry, hungry for your loving baby
      * And I'm thirsty, thirsty for your loving baby


VERSE:
              C                             F
       And a one-day pass to heaven is so hard to find
              C                                   G
       And a one-night pass ain't what I really had in mind

BREAK:
       C  G          Bb   F
       I need your sweet tenderness
       C  G         Bb     F
       I need your soft caress
       C  G       Bb       F
       I know the day is coming
        G
       Don't take away your loving
        F
       Can't you see that I'm human


INSTRUMENTAL:  SOLO OVER THE CHORDS TO CHORUS AND VERSE


BREAK:
       Just because you've seen my face
       Just because you know my name
       I'm a stranger in this town
       Can't I have my ups and downs?
       Can't you see that I'm human?

** PLAY OPENING BASS RIFF ONCE THEN

**INTERLUDE:
       I get hungry, get thirsty      }
       I get moody, I need attention  }  ** CONTINUE PLAYING
       I need your love               }     OPENING BASS RIFF
       I need your love               }     OVER AND OVER
       I want your love               }
```

CHORUS:
Give me just another night, just another night with you
'Cause I'm freezing in this hundred dollar hotel room
Don't make me leave you, don't you be so cruel.

CONTINUE TO FADE:

any questions, comments or corrections e-mail me at:
guitarzan7@hotmail.com

From Guitar Tab Universe - www.guitartabs.cc [save this file]

#---------------------------------PLEASE NOTE---------------------------------#
#This file is the author's own work and represents their interpretation of the#
#song. You may only use this file for private study, scholarship, or research.#
#---#

From: "DON CZAR"
Subject: r/rolling_stones/just_my_imagination.crd
Date: Tue, 05 May 1998 05:40:35 PDT

SONG: JUST MY IMAGINATION
ARTIST: ROLLING STONES
ALBUM: SOME GIRLS
TAB BY: DON CZARSKI
E-MAIL: guitarzan7@hotmail.com

JUST MY IMAGINATION
ROLLING STONES

INTRO: CAN PLAY: A D -- 4x's AND/OR:

```
                                                                  D
 E ------------------------------------------------------------5--
 B ------------------------------------------------------------7--
     sl.       sl.sl.         sl.                      sl.
 G -7/9*--7---6/7*/9*--7---6h7/9*-9--7---6h7-9-9----9/7*----7--
       NOTE: *-means do not strike the note.
 D ------------------------------------------------------------7--
 A ------------------------------------------------------------5--
 E ------------------------------------------------------------5--
```

VERSE:

```
     A                      D                      A   D
      I look out my window watch her as she passes by
         A                 D            A   D
      I say to myself I'm such a lucky guy
     A                     D          A         D
      To have a girl like her is a dream come true
              A                     D         A           D
      And of all the girls in New York she loves me true
```

CHORUS:

```
              A                    D
      It was just my imagination, once again
```

```
       A                  D
      Running away with me
              A               D
      It was just my imagination
               A           D
      Running away with me


VERSE:
      Soon we'll be married and raise a family
      Two boys for you, what about two girls for me
      I tell you I am just a fellow with a one track mind
      Whatever it is I want baby I seek and I shall find
      I'll tell ya


CHORUS:


INSTRUMENTAL:  A  D -- 8x's


BREAK:

     A
      Every night I hope and pray
      "Dear Lord, hear my plea
      Don't ever let another take her love from me
                  E
      Or I will surely die"
                  A
      Her love is ecstasy
      When her arms unfold me
      I hear her tender rhapsody
      But in reality, she doesn't even know me

CHORUS:

CHORUS:

INSTRUMENTAL:  PLAY CHORDS TO CHORUS

CHORUS:

  (THEN) ........ RUN-A-WAY, RUN-A-WAY, ETC.... TO FADE OUT

       any questions, comments or corrections e-mail me at:
                    guitarzan7@hotmail.com

                           P
                           E
```

```
    A
  C C C
 E  E  E
D   O   N
```

Get Your Private, Free Email at http://www.hotmail.com

From Guitar Tab Universe - www.guitartabs.cc [save this file]

#---------------------------------PLEASE NOTE---------------------------------#
#This file is the author's own work and represents their interpretation of the #
#song. You may only use this file for private study, scholarship, or research. #
#---##
Received: from animal-farm.nevada.edu by redrock.nevada.edu (5.65c/M1.4)
        with SMTP id ; Tue, 12 Oct 1993 11:30:38 -0700
Received: from herman.cs.uoguelph.ca by animal-farm.nevada.edu id ; Tue, 12 Oct 1993 11:30:28 -0700
Message-Id: <199310121830.AA11977@animal-farm.nevada.edu>
Received: by herman.cs.uoguelph.ca
        (1.37.109.4/16.2) id AA26002; Tue, 12 Oct 93 14:27:41 -0400
Date: Tue, 12 Oct 93 14:27:41 -0400
From: Steve L Portigal
To: jamesb@animal-farm.nevada.edu
Subject: (fwd) CRD: Stones --- Lady Jane
Newsgroups: rec.music.makers.guitar.tablature,alt.guitar.tab
Organization: Akbar and Jeff's Thesis Hut
Reply-To: stevep@snowhite.cis.uoguelph.ca

Path:
nermal.cs.uoguelph.ca!torn!howland.reston.ans.net!pipex!uknet!mcsun!sun4nl!news.sara.nl!HASARA11.SARA.NL!SELD1020
Newsgroups: rec.music.makers.guitar.tablature,alt.guitar.tab
Subject: CRD: Stones --- Lady Jane
Message-ID: <16C65B076.SELD1020@HASARA11.SARA.NL>
From: SELD1020@HASARA11.SARA.NL (Hans van der Hof)
Date: Tue, 12 Oct 93 12:32:54 CET
Organization: S.A.R.A. Academic Computing Services Amsterdam
Nntp-Posting-Host: vm1.sara.nl
X-Newsreader: NNR/VM S_1.3.2
Lines: 38
Xref: nermal.cs.uoguelph.ca rec.music.makers.guitar.tablature:8134 alt.guitar.tab:13573

The Rolling Stones

Lady Jane

```
   D           C                      G
 My sweet Lady Jane, when I see you again
                C                      G
 Your servant am I and will humbly remain
 E7             Am
 Just hear this plea my love
 D7         G
 On bended knees my love
 C          D7           Am
 I pledge myself to Lady Jane

 My dear Lady Anne I've done what I can
 I must take my leave for promised I am
 This play is run my love
 Your time has come my love
 I've pledged my troth to Lady Jane

 Oh my sweet Marie I wait at your ease
 The sands have run out for your lady and me
 Wedlock is nigh my love
 Her station's right my love
 Live is secure with Lady Jane


 Enjoy,
 Hans


 --
 +------------------------------------------------------------------------+
 |  Steve Portigal, Dep't of CIS, University of Guelph, Guelph, ON, N1G 2W1   |
 |  email: stevep@snowhite.cis.uoguelph.ca    Phone: (519) 824-4120 ext 3580  |
 | ~~~~~~~~ ask me about 'undercover' the Rolling Stones mailing list ~~~~~~~ |
 |               I wanna ride the big wave...open up the bomb bay..           |
 +------------------------------------------------------------------------+
```

From Guitar Tab Universe - www.guitartabs.cc [save this file]

#----------------------------------PLEASE NOTE--------------------------------#
#This file is the author's own work and represents their interpretation of the #
#song. You may only use this file for private study, scholarship, or research. #
#---##
Received: from LUGA.latrobe.edu.au (luga.latrobe.edu.au [131.172.2.2]) by
post-office.nevada.edu (8.6.4/8.6.4) with SMTP id IAA00723 for ; Thu, 10 Mar 1994
08:59:26 -0800
Received: from lux.latrobe.edu.au by LUGA.latrobe.edu.au with SMTP id AA13572
  (5.67a/IDA-1.5/LTU-1.0 for); Fri, 11 Mar 1994 01:28:43 +1000
Received: by lux.latrobe.edu.au (5.67a/Ultrix3.0-C)
        id AA29039; Fri, 11 Mar 1994 01:28:42 +1000
Date: Fri, 11 Mar 1994 01:28:42 +1000
From: cscsj@lux.latrobe.edu.au (Junacko)
Message-Id: <199403101528.AA29039@lux.latrobe.edu.au>
To: jamesb@nevada.edu
Subject: Rolling Stones - Let It Bleed

From: BRYAMI@morekypr

Subject: lyrics/chords-- Let It Bleed

          Undercover - The Rolling Stones Mailing List

A while back there was some talk about the lyrics of "Let it Bleed".

I'm not sure of all the words, but here are the chords for all my fellow

guitar players:

                        Mike Bryant

                        Bryami@morekypr

Let It Bleed

Intro: C-Csus4-C-Csus4-C-F-Fsus4-F-G

```
C                          F
We all need someone we can lean on
           G                          C
And if you want to, you can lean on me
                           F
We all need someone we can lean on
           G                          C
And if you want to, you can lean on me



C                                          F
She said my breasts, they will always be open
G                                     C
You can rest your weary head right on me
                                                    F
And there will always be a space in my parking lot
G                                C
When you need a little coke and sympathy
```

```
C                          F
We all need someone we can cream on
           G                           C
And if you want to, you can cream on me
                           F
We all need someone we can dream on
           G                           C
And if you want to, you can dream on me



C                                          F
I was dreaming of a steel guitar engagement
G                                                  C
Thats when she took my health and sent it Jasmine Tea
                                                 F
And then she knifed me in my dirty filthy basement
G                             C
With that jaded, faded, junky nurse  (Oh what pleasant company)



C                          F
We all need someone we can bleed on
           G                           C
And if you want to, you can bleed on me
                           F
```

```
    We all need someone we can bleed on
               G                          C
    And if you want to, you can bleed on me



    C             F             G
    Take my arms, take my legs, oh baby don't you take my head
    C              F              G                                      C
    Bleed alright, bleed alright, bleed alright, you can bleed all over me
    C              F              G                                        C
    Bleed alright, bleed alright, you can be my rider, you can cum all over me


>From: ALBATROSS!
Subject:      Re: lyrics/chords-- Let It Bleed

          Undercover  -  The Rolling Stones Mailing List
          ---------------------------------------------



I think ther's an E chord in there:


>
>     C           -> E  <-                      F
>     She said my breasts, they will always be open
>     G                                    C
>     You can rest your weary head right on me
```

```
>                    E                                F

>     And there will always be a space in my parking lot

>     G                              C

>     When you need a little coke and sympathy

>


xxxxxxxxxxxxxxxxxxxxxxxxxxxxxxxxxxxxxxxxxxxxxxxxxxxxxxxxxxxxxxxxxxxxxxxxxxx
x  Jim Kelly                              Windsor, Ontario, Canada  x
x              Internet: Y79@UCC.UWINDSOR.CA                        x
x                        -------------------                        x
x     "I don't think _Sticky Fingers_ was a heavy drug album        x
x            anymore than the world is a heavy world"               x
x                           - Keith Richards                        x
xxxxxxxxxxxxxxxxxxxxxxxxxxxxxxxxxxxxxxxxxxxxxxxxxxxxxxxxxxxxxxxxxxxxxxxxxxx
```

From Guitar Tab Universe - www.guitartabs.cc [save this file]

#---------------------------------PLEASE NOTE---------------------------------#
#This file is the author's own work and represents their interpretation of the#
#song. You may only use this file for private study, scholarship, or research.#
#---#

From Guitar Tab Universe - www.guitartabs.cc [save this file]

```
#---------------------------------PLEASE NOTE--------------------------------#
#This file is the author's own work and represents their interpretation of the#
#song. You may only use this file for private study, scholarship, or research.#
#----------------------------------------------------------------------------#

From: "DON CZAR"
Subject: LET ME GO - ROLLING STONES
Date: Wed, 15 Apr 1998 08:45:01 PDT

SONG: LET ME GO
ARTIST: ROLLING STONES
ALBUM: EMOTIONAL RESCUE
TAB BY: DON CZARSKI
E-MAIL: guitarzan7@hotmail.com

                        LET ME GO
                    ROLLING  STONES

INTRO:    E        A  -- 4x's
          /////    /

VERSE:
      E
       You're gonna get it straight from the shoulder
      A
       Can't you see the party's over
   E  B       A  B
       Let me go

VERSE:
      E
       Can't you get it through your thick head
      A
       This affair is finished dead
   E  B       A   B
       Let me go


VERSE (TYPE 2):
      E
       I tried giving you the velvet gloves
      A
       I tried giving you the knockout punch
       E  B        A
       Hey  let me go
      B       E
       Let me go
      B       A
```

```
       Let me go
      B       E
       Let me go
      B       A   B
       Let me go


BREAK:
                A  E             B
       I find it hard to be cruel
                A  E
       I find it hard to be cruel
              B          A
       With a smile don't you?
        E                     A /B*             * SLIDE A BARRE
       You'll never find that perfect love       CHORD INTO B
              A /B                               BARRE CHORD
       That you read about
              A /B          E
       That you dream about


VERSE:
       Maybe I'll become a playboy
       Hang around in gay bars
       And move to the west side of town

VERSE:
       You're gonna get it straight from the shoulder
       Can't you see the party's over
       Hey, let me go
       Let me go


INSTRUMENTAL:  SOLO OVER THE CHORDS TO 2 VERSES


VERSE:
       So you think I'm giving you the brush off
       Well I'm just telling you to shove off
       Hey, let me go

VERSE:
       This ain't no time to waste my breath
       We're going into sudden death
       Hey, let me go

VERSE:
       Can't you get it through your thick head
       This affair is dead as a doornail
       Hey, baby won't you let me go
```

VERSE:
The bell has rung, and I've called time
The chair is on the table, out the door baby

Baby won't you let me go
Let me go....

FADE OUT:

any questions. comments or corrections e-mail me at:
guitarzan7@hotmail.com

P
E
A
C C C
E E E
D O N

From Guitar Tab Universe - www.guitartabs.cc [save this file]

#---------------------------------PLEASE NOTE--------------------------------#
#This file is the author's own work and represents their interpretation of the#
#song. You may only use this file for private study, scholarship, or research.#
#--#

Date: Mon, 27 Apr 1998 11:15:23 EDT
From: APlus84
Subject: r/rolling_stones/lets_spend_the_night_together.crd

Band: The Rolling Stones
Song: Let's Spend the Night Together
Album: Hot Rocks (And more)

Originally chorded by:
SELD1020@HASARA11.SARA.NL (Hans van der Hof)

Chords:

```
A5   x022xx
Bm   x24432
C    032010
D    xx0232
Fm7  242222
G    320033
```

Main Piano lick (arranged for guitar)

```
e -  5 5 5 7 8 8 8 7 5
```

Intro: A5 (strum w/lick)

Ba, Ba, Da, Da Da Da, Da Da (x2)

```
G              Fm7       A5 (lick)
Ba Ba Da Da    Ba   Ba

G                           Fm7
Don't you worry 'bout what's on your mind

       A5 (lick)
oh my, da da da da da da da da

G                     Fm7
I'm in no hurry I can take my time

       A5 (lick)
```

```
oh my, da da da da da da da da

C                                       G
I'm going red and my tongue's getting tied

                   D
(tongue's getting tied)

C                                        Bm
I'm off my head and my mouth's getting dry

                   D
I'm high, but I try, try, try...oh my

A5 (lick)
Let's spend the night together

A5 (lick)
Now I need you more than ever

A5 (lick)
Let's spend the night together now

G               Fm7
Ba Da Da Da,    Ba  Ba

A5 (lick)
Ba Ba Da DA da Da Da Da DA

G                       Fm7
I feel so strong that I can't disguise

       A5 (lick)
oh my, let's spend the night together

G                Fm7
But I just can't apologise

       A5 (licK)
oh no, let's spend the night together

C                                   G
Don't hang me up and don't let me down

              D
(Dont let me down)

C                                   D
We could have fun just grooving around

Bm                    D
```

around and around oh my, my

A5 (lick)
Let's spend the night together

A5 (lick)
Now I need you more than ever

A5 (lick)
Let's spend the night together

C
Lets spend the night together

G
Now I need you more than ever

C
Do DO DO DO Do Do Do DO Do

G
You know I'm smiling, baby

C
You need some guiding, baby

G
I'm just deciding, baby

D
Now I need you more than ever

D (lick)
Let's spend the night together

D (lick)
Let's spend the night together now

G Fm7
Ba Ba Da DA Ba Ba

A5 (lick)
Ba Ba Da DA Ba Ba Ba Da DA

G Fm7
This doesn't happen to me every day

A5 (lick)
oh my, let's spend the night together

G Fm7

```
No excuses offered anyway

       A5 (lick)
oh my, let's spend the night together

C                          G
I'll satisfy your every need

        D
(Every need)

C                                 Bm
And now I know you will satisfy me


--Repeat Chorus and fade out

That's it as I heard it..have fun.
```

From Guitar Tab Universe - www.guitartabs.cc [save this file]

#---------------------------------PLEASE NOTE--------------------------------#
#This file is the author's own work and represents their interpretation of the#
#song. You may only use this file for private study, scholarship, or research.#
#--#

From: "DON CZAR"
Subject: r/rolling_stones/lies.crd
Date: Fri, 29 May 1998 07:23:31 PDT

SONG: LIES
ARTIST: ROLLING STONES
ALBUM: SOME GIRLS
TAB BY: DON CZARSKI
E-MAIL: guitarzan7@hotmail.com

LIES
ROLLING STONES

INTRO: E A E A

VERSE:

```
 E                                  A
Lies, dripping off your mouth like dirt
 E                               A
Lies, lies in every step you walk
 E                                A
Lies, whispered sweetly in my ear
 E                              A
Lies, how do I get out of here?
 D                              E
Why, why you have to be so cruel?
                                   A     E   A
Lies, lies, lies I ain't such a fool!
```

VERSE:

```
Lies, lies in my poppas looks
Lies, lies in my history books
Lies, lies like they teach in class
Lies, lies, lies I catch on way too fast
Fire, fire upon your wicked tongue
Lies, lies, lies you're trying to spoil my fun
```

INSTRUMENTAL: SOLO OVER THE CHORDS E A -- 4x's

```
BREAK:
       D                          E
      Lies, lies you dirty jezebel
                                              A     E  A    E  A
      Why, why, why, why don't you go to hell?
       D                              E
      Why, why you think me such a fool?
                                              A     E  A
      Lies, lies, lies honey that's ya rules!

OUTRO:
      Lies, lies, lies, lies, oh my lies,........E  A -- 6x's TO END

END ON A CHORD

      any questions, comments or corrections e-mail me at:
                  guitarzan7@hotmail.com

                           P
                           E
                           A
                         C C C
                        E  E  E
                       D   O   N
```

_____
Get Your Private, Free Email at http://www.hotmail.com

From Guitar Tab Universe - www.guitartabs.cc [save this file]

#---------------------------------PLEASE NOTE--------------------------------#
#This file is the author's own work and represents their interpretation of the#
#song. You may only use this file for private study, scholarship, or research.#
#--#

From: "DON CZAR"
Subject: rolling_stones/little_t_and_a.crd
Date: Wed, 08 Apr 1998 09:30:36 PDT

SONG: LITTLE T & A
ARTIST:ROLLING STONES
FROM THE ALBUM: TATTOO YOU
TAB BY: DON CZARSKI
E-MAIL: guitarzan7@hotmail.com

LITTLE T & A
ROLLING STONES

```
INTRO: play this 3x's           then 4th time
E---------------------------   E--------------------------------
B---------------------------   B--------------------------------
G---------------------------   G--------------------------------
D---------------------------   D--------------------------------
A-----------8--10--10--------   A-----------8--10--10--10--10----
E----8--10------8---8--------   E----8--10------8---8---8---8----

CHORUS:
        Bb              C        F     D     A
       She's my little rock 'n' roll
       She's my little rock 'n' roll

    continuously play over and over,
         C  F      C  F *note: listen to the song to get the rhythm.
         /  ////   /  ////     do that Kieth Richard thing.
VERSE:
       The heat's raiding, the track is fading
       Joints rocking could be anytime at all
       But the bitch keeps bitching
       Snitcher keeps snitching
       Dropping names and telephone numbers and all

CHORUS: Bb              C        F      D    A
       She's my little rock 'n' roll
       She's my little rock 'n' roll
```

```
       * C  F      C  F
VERSE:   /  ////   /  ////
       The scars healing
       But the dealers squealing
       The pool's in but the patio ain't dry
       Well the sense is sensing
       That the juice keeps pumping and I know why

CHORUS+: Bb              C        F
        She's my little rock 'n' roll
       D                    A
        My tits and ass with soul baby
         Bb              C        F    D    A
        She's my little rock 'n' roll
         Bb              C        F
        She's my little rock 'n' roll
       D            A
        You got to shock them, show them
         Bb              C        F
        She's my little rock 'n' roll
       D                    A
        Shock, shock, shock, oh my, my, my

INSTRUMENTAL:  C   F  4x's

        * C   F      C   F
VERSE:    /   ////   /   ////
        Well the sense is sensing
        That the juice keeps pumping and I know why

INSTRUMENTAL: C   F  4x's

        * C   F      C   F
          /   ////   /   ////
        The bitch keeps bitching
        Snitcher keeps snitching
        Dropping names and telephone numbers and all

CHORUS+:
        She's my little rock 'n' roll
        My tits and ass with soul baby
        She's my little rock 'n' roll
        You got to shock them, show them
        She's my little rock 'n' roll
        She's got a feeling to know, baby
        She's my little rock 'n' roll
        Ah, the little bitch got soul

INSTRUMENTAL: Bb  C  F   D  A
              Bb  C  F   D  A
```

CHORUS+:
She's my little rock 'n' roll
You got to shock them, show them
She's my little rock 'n' roll
She's my little rock 'n' roll
My tits and ass with soul honey
She's my little rock 'n' roll
My tits and ass with soul
She's my little rock 'n' roll

questions, comments, or suggestions please e-mail me at:
guitarzan7@hotmail.com

P
E
A
C C C
E E E
D O N CZARSKI

_____
Get Your Private, Free Email at http://www.hotmail.com

From Guitar Tab Universe - www.guitartabs.cc [save this file]

#---------------------------------PLEASE NOTE---------------------------------#
#This file is the author's own work and represents their interpretation of the #
#song. You may only use this file for private study, scholarship, or research. #
#---##
From: "Christopher Ma Lyerly"
Date: Thu, 26 Oct 1995 12:52:13 -0400
Subject: crd: Live With Me by The Rolling Stones

Here is one of my favortie Rolling Stones songs from the "Let It Bleed" album:

Live With Me

By Jagger/Richards

```
D             A      D             A
I got nasty habits, I take tea at three
            D                A
Yes and the meat I eat for dinner
       D               A
Must be hung up for a week
      D                    A
My best friend he shoots water rats,
      D                A
And feeds them to his geese
  D                       A
Don't ya think there's a place for you
D                A
In between the sheets?

E
Come now, honey,
         G                A
We can build a place for three
E
Come on now honey,
G                          A
Don't ya wanna live with me?

There's a score of hair-brained children
They're all locked in the nursery
They got earphone heads they got dirty necks
They're so 20th century
Well they cue up for the bathroom
'round about 7:35
Don't ya think we need a womans touch to make it come alive??

You'd look good pram pushing,
down the high street
Come on now honey,
```

Don't ya wanna live with me?

(Last verse--no chorus, just keep playing D, A)
Oh, the servants they're so helpful, dear
The cook she is a whore
Yes, The butler has a place for her
behind the pantry door
The maid, she's French, She's got no sense
She's from the Crazy Horse
When she strips, the chauffeur flips
The footman's eyes be crossed

Oh, don't ya think there's a place for us,
Right across the street
Don't ya think there's a place for you,
In between the sheets

Chris Lyerly
email: cmlyerly@eos.ncsu.edu

We must eradicate the Republican vermin.| Christopher Mark Lyerly
| Tenured Graduate Student
| N. C. State University
| Ierimiah Erat Rana

"God told me to skin you alive"--Dead Kennedys
WILKIE

From Guitar Tab Universe - www.guitartabs.cc [save this file]

```
#---------------------------------PLEASE NOTE--------------------------------#
#This file is the author's own work and represents their interpretation of the #
#song. You may only use this file for private study, scholarship, or research. #
#----------------------------------------------------------------------------#
#

Date: Thu, 04 Dec 1997 08:46:36 +0100
From: Erwin Burgstaller
To: guitar@olga.net
Subject: Re: REQ: Love in Vain by Rolling Stones

# From Erwin Burgstaller, ber@knapp.co.at
# Please send any corrections back to me.
#
# This file is thought as input for the utility "chord",
# written by
# Martin Leclerc (Martin.Leclerc@canada.sun.com)
# Mario Dorion   (Mario.Dorion@canada.sun.com)
#
# and which is available at OLGA
#
# "Love in Vain" from the album "Stripped"
#----------------
{t: LOVE IN VAIN}
{st: R. Johnson, as adapted by M. Jagger/K. Richards}
{c: Tempo 160, measure 12/8}
{c: Intro, only 1 (acoustic) guitar}
[G]//++++++/++++++[Em]//++++++[C]/++++++[G]//++++++[G7]/++++++
[D]//++++++/++++++

{c: only guitar and voice}
Well, I [G]followed her to the station  [G7]
with a suitcase in my hand
Yeah, I [C]followed her up to the station  [D7/A]
with a suitcase in my hand,
[G]//++++++[D7]/++++++[G]//++++++/++++++
Well, it's [D7]hard to tell, it's hard to tell,
it's [D7/F#]hard to tell  [Em] all your [C]love's in vain.
[G]//++++++[G7]/++++++[D]//++++++/++++++

{c: Now the rest starts to play}
When the train come int the station I looked her in the eye,
Well, the train come in the station I looked her in the eye,
Well, I felt so sad and lonesome that I could not help but cry.

{c: Slide guitar solo on 1 chorus (now you can hear the Hammond)}

When the train left the station, it had two lights on behind
```

Yeah, the train left the station, it had two lights on behind
Yeah, the train left the station, it had two lights on behind
Well, the blue light was my baby and the red light was my mind.

{c: Harp solo on 1 chorus}

[G]All my love's in vain.
All my love's in vain.

{c: Verse structure}

[G]//++++++/++++++[G]//++++++/++++++[G7]//++++++/++++++
[G7]//++++++/++++++[C]//++++++/++++++[D7]//++++++/++++++
[G]//++++++[D7]/++++++[Gsus4]//++++++[G]/++++++[D7]//++++++/+++[D/F#]+++
[Em]//++++++[C]/++++++[G]//++++++[G7]/++++++[D]//++++++/++++++

From Guitar Tab Universe - www.guitartabs.cc [save this file]

#---------------------------------PLEASE NOTE---------------------------------#
#This file is the author's own work and represents their interpretation of the #
#song. You may only use this file for private study, scholarship, or research. #
#---##

From: euakan@eua.ericsson.se (Theo Kanter)
Subject: Re: TAB: Love in Vain , Robert Johnson

The Rolling Stones rendering of this oldie is entirely different. Keith wanted to do this after having got hold of other RJ recordings which he hadn't heard previously, but wanted to add something of the Stones to it. Personally, I think this version stands on it own (IMHO).

It was recorded in G on 'Get you Ya-Ya's out in 12/8 measure. The chords are:

```
[intro]
| G             | Em    C       | G     G7      | D             |
[verse]
| G             | G             | G7            | G7            |
| C             | D7            | G     D7      | Gsus4 G       |
| D7    D/F#    | Em    C       | G     G7      | D             |
```

Date: Fri, 6 Oct 1995 15:59:40 -1000
From: Harlan L Thompson

LOVE IN VAIN- Rolling Stones/ Robert Johnson

D Em C G G7 G D

```
          G                       G7
Well I followed her to the station with a suitcase in my hand
        C                          D                        G   D7  G G/C G
Yea, I followed her to the station with a suitcase in my hand
             D7                       D/F#
Whoa, it's hard to tell it's hard to tell
Em            C        G    G7 G D
But all your love's in vain
```

When the train come in the station I looked her in the eye
Well the train come into the station and I looked her in the eye
Whoa, I felt so sad, so lonesome that I could not help but cry

SOLO

When the train left the station, it had two lights on behind
Yea, when the train had left the station, it had two lights on behind
Whoa, the blue light was my baby, and the red light was my mind

```
G                      G7    C   D   G   D7  G G/C G
All my love's in vain
D7   D/F#   Em       C         G    G7 G D  G
             All my love's in vain


  INTRO RIFF:
   D                      Em             C                         G
E -------2-----------2-----------3---------------------------------3--
B -----3---3-------3---3-----------0-------------------------------0--
G ---2-------2---2-------2---2s4-----2-0---------0h2-0-----0-----0--0--
D -0-----------0-----------2-------------2---0h2-------0h2---0h2----0--
A ------------------------2---------------3-----------------------2--
E ------------------------0-----------------------------------------3--
```

From Guitar Tab Universe - www.guitartabs.cc [save this file]

#----------PLEASE NOTE----------#
#This file is the author's own work and represents their interpretation of the #
#song. You may only use this file for private study, scholarship, or research. #
#----------##

From: as608@FreeNet.Carleton.CA (Ken Nakahara)

Love Is Strong -Rolling Stones

From the Album "Voodoo Lounge"

Intro:

A C G A -play this twice

Verse 1:

```
     A                C                G                   A
Love is strong, and your so sweet, you make me hard, you make me weak

     A                C                G                   A
Love is strong, and you're so sweet, and someday babe, we got to meet

     A                C                G                    A
A glimpse of you, was all it took, A stranger's glance, it got me hooked

     A                 C                G                   A
And I followed you, across the stars, I looked for you, in seedy bars
```

back to intro

Bridge:

```
D     F         G    F    D
   What are you scared of, baby

D     F         G      F     D
```

```
   It's more than just a dream

D    F    G    F     D   C   A
   I need some time

    C           A
We make a beautiful team

  C            A
A beautiful team


Verse 2: Follow same chords as verse 1

Love is strong, and you're so sweet, and someday babe, we got to meet
Just anywhere, out in the park, out on the street, and in the dark
I followed you, through swirling seas, down darkened woods, with silent
trees.

Love is Strong, and you're so sweet, you make me hard, you make me weak


Back to Bridge



Verse 3: same as verse 1 and verse 2

I wait for you, until the dawn, my mind is ripped, my heart is torn
Love is strong, and you're so sweet, your love is bitter, it's taken neat


Love is strong, yeah...etc.


D:xx0232
C:032010
A:002220
F:133211
G:320003

That's basically all of the song. If you have any corrections or comments
please send them to me or post them. Voodoo Lounge is the only
Rolling Stones album I have. If anybody could tell me
which is their best one, that would be great.

                    --Akira Nakahara (using my brother's account)
```

--
Ken Nakahara
as608@freenet.carleton.ca or ab218@torfree.net
Toronto, Ontario

From Guitar Tab Universe - www.guitartabs.cc [save this file]

```
#---------------------------------PLEASE NOTE--------------------------------#
#This file is the author's own work and represents their interpretation of the #
#song. You may only use this file for private study, scholarship, or research. #
#----------------------------------------------------------------------------##
From: erjanus@welchlink.welch.jhu.edu (ERIK R. JANUS)

~~~~~~~~~~~~~~~~~~~~~~~~~~~~~~~~~~~~~~~~~~~~~~~~
Loving Cup              by Jagger/Richards
~~~~~~~~~~~~~~~~~~~~~~~~~~~~~~~~~~~~~~~~~~~~~~~~

D                  C                  G
I'm the man on the mountain, come on up
D                      C                           G
I'm the plowman in the valley with a face full of mud
         C                                        G
Yes I am fumbling and I know my car won't start
         C                                        G
Yes I am stumbling and I know I play a bad guitar

F              C                          G
Give me little drink from your loving cup
F        C                             G
Just one drink and I'll fall down drunk

        [repeat previouss chord pattern]
I'm the man who walks the hillside in the sweet summer sun
I'm the man who brings you roses when you ain't got none
Well, I can run and jump and fish, but I won't fight
You if you want to push and pull with me all night

        [repeat previous chord pattern]
Give me little drink from your loving cup
Just one drink and I'll fall down drunk

Bm        Am                     G                       D
I feel so humble with you tonight just sitting by the fire
Bb
See your face dancing in the flame, feel your mouth kissing me again
Bb                                      D
What a beautiful buzz, what a beautiful buzz
                  C                     G
What a beautiful buzz, what a beautiful buzz
D                        C                        G
Ohhhhh, what a beautiful buzz, what a beautiful buzz

          C                                   G
Yes, I am nitty gritty and my shirt's all torn
            C                                        G
But I would love to spill the beans with you till dawn
```

```
        [repeat previous chord pattern]
Give me little drink from your loving cup
Just one drink and I'll fall down drunk

G
Gimme little drink (repeat a few times...)

D                          C                        G
Ohhhhhh, what a beautiful buzz, what a beautiful buzz (repeat 2 or 3 times..)
```

(c) 1972 ABKCO Music Inc.

Words graciously provided by Mark Walsh
Chords provided by Erik Janus (erjanus@welchlink.welch.jhu.edu)

From Guitar Tab Universe - www.guitartabs.cc [save this file]

#---------------------------------PLEASE NOTE--------------------------------#
#This file is the author's own work and represents their interpretation of the#
#song. You may only use this file for private study, scholarship, or research.#
#--#

From: "DON CZAR"
Subject: r/rolling_stones/low_down.crd
Date: Wed, 08 Apr 1998 09:42:31 PDT

SONG: LOW DOWN
ARTIST: ROLLING STONES
ALBUM: BRIDGES TO BABYLON
TAB BY: DON CZARSKI
E-MAIL: guitarzan7@hotmail.com

LOW DOWN
ROLLING STONES

INTRO: play this riff 2x's THEN * play this riff 2x's

```
     (D)let ring  (C)muted          (D)let ring
E ---x------------x----------- E ---x-----------------------
B ---x------------x----------- B ---x-----------------------
G ---7------------x----------- G ---7-----------------------
D ---7------------x----------- D ---7-----------------------
A ---5------------x----------- A ---5-----------------------
E ---x--3--5--5---x----------- E ---x--3--5--5----5--3--5---
```

* NOTE: PLAY THIS RIFF* FOR ALL VERSES

(play riff* for all verses)

VERSE:
Won't you give me the low down
Just as quick as you can
Baby, I've been out of touch
Just give me the scam

VERSE:
Don't give me
The sports page, baby
No political news
Don't you give me the gossip
Just give me the truth

```
       Just between me and you

CHORUS:
        C
       Give me the low down
               D   C / D D   C / D D
       If you can
        C
       Don't want a show down
               D
       I just want to know
          E
       Where I stand

VERSE:
       Don't read me
       The horoscope babe
       That ain't what I need
       Our future will never last
       But that's between you and me

VERSE:
       I don't want the movie section
       I'll see for myself
       I don't want the news that fits
       Shove it back on the shelf

       Give me the truth
       Just between me and you

CHORUS:

INSTRUMENTAL:  play chords to VERSE and CHORUS

VERSE:
       The headlines are screaming
       They change everyday
       As long as I ain't in them
       I'm happy that way

VERSE:
       I know that you won't lie to me
       But you hold back the truth
       Please give me the low down
       I can only get it from you

       Give me the truth
       Just between me and you

CHORUS:
```

VERSE:

Give me the low down
As quick as you can
I don't want to hear about it
I want it straight from you

Give me the truth
Just between me and you 6x's to fade

questions, comments or corrections e-mail to:
guitarzan7@hotmail.com

```
      P
      E
      A
    C C C
   E  E  E
  D   O   N
```

_____
Get Your Private, Free Email at http://www.hotmail.com

From Guitar Tab Universe - www.guitartabs.cc [save this file]

#---------------------------------PLEASE NOTE--------------------------------#
#This file is the author's own work and represents their interpretation of the#
#song. You may only use this file for private study, scholarship, or research.#
#--#

Date: Wed, 08 Apr 1998 10:29:23 PDT
From: DON CZAR
Subject: r/rolling_stones/lucky_in_love.crd

SONG: LUCKY IN LOVE
ARTIST: MICK JAGGER (ROLLING STONES)
ALBUM: SHE'S THE BOSS
TAB BY: DON CZARSKI
E-MAIL: guitarzan7@hotmail.com

LUCKY IN LOVE
ROLLING STONES

INTRO: E B -- 6x's THEN B E B -- 2x's

VERSE:

```
      B                                E  B
      A betting fool, a gambling man
      B                                E  B
      No sooner up you're down again
      B                                E  B
      Mama said you won't get hurt,
      B                                          E  B
      Don't play the cards, you won't get burned
            G
      But there's a place where I still win,
            A
      But there's no money in this thing
           G
      The game of hearts puts me in spades,
           A
      The only game I got it made
```

CHORUS:

```
               D        G     G  B  A
      Oh, I'm lucky in love!
       D                G            G  B  A
      Yes I've got the winning touch
```

```
        D        G     G  B  A
       Lucky in love!
        D                  G    G  B  A   ;    B  E  B - 2x's
       Suddenly, I'm dangerous


VERSE:
       I'm betting on a filly down at the track
       A natural-born winner, that's a fact
       A hundred yards from the winning post
       The horse fell down, must seen a ghost
       But there's a place where I still win
       That is still my sure-fire thing
       I will play the jack of spades
       You play the queen, I'll play the knave


CHORUS:
       Oh, I'm lucky in love!
       Yes, I've got the winning touch
       Lucky in love!
       Suddenly, I'm dangerous


BREAK:
       C              A     C                        A
       I know it's a mystery when the numbers come up
      C                        A
       'Cause mathematics is Greek to me
      C                     A                   B  ;  B  E  B - 4x's
       But I'm lucky, I'm lucky, I'm lucky in love


VERSE:
       Yeah, Las Vegas at night at the roulette wheel
       Yeah, Monte Carlo try to cut a deal
       Atlantic City, I lose at craps
       Back in London try to win in back
       And late at night I lay in bed
       With a pistol to my head
       Swear I couldn't take no more
       And in she walks right through my door


CHORUS:
       Oh, I'm lucky in love!
       When I think I've had enough
       Lucky in love!
                                      G  B  A  ;  D  A  G - 2x's
       Yes I've got the winning touch       then  G  B  A
                                            while saying *
```

* Suddenly, I'm dangerous

*NOTE: FROM HERE ON IMPROVISE ON THE - B E B - CHORDS

*VERSE:
Yes I'm lucky, Yes I'm lucky
Yes I'm lucky, yes I'm lucky
Yes I'm lucky, yes I'm lucky
Lucky with the ladies
Thank God for the ladies
Otherwise, I'd go, I'd go crazy
How about a line of credit
For say, ten thousand dollars?
Eighteen on the red
Put me, put me home to bed

*VERSE:
Yes I'm lucky, yes I'm lucky
Yes I'm lucky, yes I'm lucky
Yes I'm lucky, yes I'm lucky
Lucky with the ladies
I'm sitting here with a full house
I just can't believe I'll lose out on this
Okay! Okay! Your ten thousand and ten thousand more
You want to raise me, you want to raise me? How about this?
Twenty thousand and twenty thousand more
Okay! You want to see me? Well I got, I got a full house
What's that? A royal flush?
Well, ain't that a bust, I'm broke!

any questions, comments or corrections please e-mail me at:
guitarzan7@hotmail.com

From Guitar Tab Universe - www.guitartabs.cc [save this file]

#---------------------------------PLEASE NOTE--------------------------------#
#This file is the author's own work and represents their interpretation of the#
#song. You may only use this file for private study, scholarship, or research.#
#--#

From: "DON CZAR"
Subject: r/rolling_stones/luxury.crd
Date: Thu, 09 Apr 1998 04:57:16 PDT

SONG: LUXURY
ARTIST: ROLLING STONES
ALBUM: ITS ONLY ROCK N ROLL
TAB BY: DON CZARSKI
E-MAIL: guitarzan7@hotmail.com

LUXURY
ROLLING STONES

INTRO: G C F G C F C Csus4 C -- 2x's

VERSE:

```
F                  C   Csus4  C
I want a real fine car,
 F         C   Csus4  C
Fly Miami too
 F                      C      Csus4  C
All the rum I want to drink it,
 F               C    Csus4  C
All the whiskey too.
F                C         Csus4  C
My woman need a new dress,
F                          C     Csus4  C
My daughter got to go to school
     G          C
I'm working so hard,
      F              G   C    F  C  Csus4  C
I'm working for the company.
      G         C       F               G  C   F  C  Csus4  C
I'm working so hard to keep you in the luxury.
```

VERSE:

And you can't call me lazy on a seven day a week

Make a million for the Texans, twenty dollar me.
Yes, I want a gold ring, riding in a limousine
I'm working so hard, I'm working for the company.
I'm working so hard to keep you in the luxury.

INSTRUMENTAL: SOLO OVER CHORDS TO FIRST TWO LINES IN VERSE

VERSE: (starting with the 3rd line)
Now listen, I'm a proud man,
Not a beggar walking on the street
I'm working so hard, to keep you from the poverty.
I'm working so hard
To keep you in the luxury, oh yeah. (PLAY INTRO INST. ONCE)
(INTRO)
I'm working so hard
(INTRO)
I'm working so hard
(PLAY INTRO OVER THESE WORDS ALSO)
Harder, harder, working, working, working

VERSE:
I think it's such a strange thing, giving me concern
Half the world it got nothing
The other half got money to burn.
My woman need a new dress
My daughter got to go to school
I'm working so hard, I'm working for the company, oh yeah.
I'm working so hard, oh yeah.

VERSE:
Working on a Sunday in refinery
Make a million for the Texans, twenty dollar me.
All the rum I want to drink it, I got responsibility
I'm working so hard to keep you from the poverty, oh yeah.
I'm working so hard, I'm working for the company, oh yeah.
I'm working so hard, oh yeah.
Harder, harder, working, working .....FADE OUT

any questions, comments or corrections e-mail me at:
guitarzan7@hotmail.com

P
E
A
C C C
E E E
D O N

_____
Get Your Private, Free Email at http://www.hotmail.com

From Guitar Tab Universe - www.guitartabs.cc [save this file]

#----------------------------------PLEASE NOTE-------------------------------#
#This file is the author's own work and represents their interpretation of the#
#song. You may only use this file for private study, scholarship, or research.#
#--#

Date: Mon, 11 May 1998 10:27:56 PDT
From: DON CZAR
Subject: r/rolling_stones/melody.crd

SONG: MELODY
ARTIST: ROLLING STONES
ALBUM: BLACK AND BLUE
TAB BY: DON CZARSKI
E-MAIL: guitarzan7@hotmail.com

MELODY
ROLLING STONES

PLAY BARRE CHORDS WITH A "SHUFFLE" TYPE FEELING

INTRO: C* CHORD - not sure what this chord is called.

G G7 D D7 C C* -- 2x's

(Two, one, two)

E -6-
B -5-
G -5-
D -5-
A -3-
E -3-

CHORUS:

```
G        G7    D   D7       C      C7
Melody (Melody) it was her second name
G        G7    D   D7       C      C7
Melody (Melody) it was her second name
G        G7    D   D7       C      C*
Melody (Melody) it was her second name
G        G7    D   D7       C      C7
Melody (Melody) it was her second name
```

VERSE:

```
 G             D             C      C7  G
Came home one morning about quarter to three
     G             D             C    C7      G
I'm bangin' on my door 'cause I just lost my key
C        C7             G7              A
Open up, baby, you got someone else inside
     D (N.C.)             D (N.C.)
I'm gonna come and get ya dead or alive
```

CHORUS:

VERSE:

I took her out dancin' but she drank away my cash
She said, I'm gonna fix my face, don't you worry I'll be back
I 'm looking for her high and low, like a mustard for a ham
She was crashed down in the bathroom
In the arms of my best friend

CHORUS:

VERSE:
Then one day she left me, she took everything that moved
My car, she took my trailer home, she took my Sunday boots
My nose is on her trail, I'm gonna catch her by surprise
And then I'm gonna have the pleasure
To roast that child alive

CHORUS: PLAY CHORUS TO FADE OUT "SCATTING" ALL THE WAY
- IMPROVISE ON LYRICS -

any questions, comments or corrections e-mail me at:
guitarzan7@hotmail.com

From Guitar Tab Universe - www.guitartabs.cc [save this file]

#---------------------------------PLEASE NOTE---------------------------------#
#This file is the author's own work and represents their interpretation of the #
#song. You may only use this file for private study, scholarship, or research. #
#---##
Received: from animal-farm.nevada.edu by redrock.nevada.edu (5.65c/M1.4)
        with SMTP id ; Tue, 12 Oct 1993 11:30:46 -0700
Received: from herman.cs.uoguelph.ca by animal-farm.nevada.edu id ; Tue, 12 Oct 1993 11:30:18 -0700
Message-Id: <199310121830.AA11965@animal-farm.nevada.edu>
Received: by herman.cs.uoguelph.ca
        (1.37.109.4/16.2) id AA25999; Tue, 12 Oct 93 14:27:40 -0400
Date: Tue, 12 Oct 93 14:27:40 -0400
From: Steve L Portigal
To: jamesb@animal-farm.nevada.edu
Subject: (fwd) CRD: Stones --- Memo From Turner
Newsgroups: rec.music.makers.guitar.tablature,alt.guitar.tab
Organization: Akbar and Jeff's Thesis Hut
Reply-To: stevep@snowhite.cis.uoguelph.ca

Path:
nermal.cs.uoguelph.ca!torn!howland.reston.ans.net!europa.eng.gtefsd.com!uunet!mcsun!sun4nl!news.sara.nl!HASARA11.SARA.NL!SELD1020
Newsgroups: rec.music.makers.guitar.tablature,alt.guitar.tab
Subject: CRD: Stones --- Memo From Turner
Message-ID: <16C65AE4C.SELD1020@HASARA11.SARA.NL>
From: SELD1020@HASARA11.SARA.NL (Hans van der Hof)
Date: Tue, 12 Oct 93 12:23:40 CET
Organization: S.A.R.A. Academic Computing Services Amsterdam
Nntp-Posting-Host: vm1.sara.nl
X-Newsreader: NNR/VM S_1.3.2
Lines: 98
Xref: nermal.cs.uoguelph.ca rec.music.makers.guitar.tablature:8132 alt.guitar.tab:13571

Memo From Turner

```
          A                  A7                    D7
Didn't I see you down in San Antone on a hot and dusty night?
                                  A                         D7
You were eating eggs in Sammy's when the black man there drew his knife.
A              A                                    D7
Or you drowned that Jew in Rampton as he washed his sleevless shirt.
                       D7                      A
You know that Spanish speaking gentleman, the one that we call Kurt.
```

```
 Bm  G  A

 C#m       Bm                D               A
 Come now, gentleman, I know there's some mistake
        C#m            Bm            D                   A
 How forgetful I'm becoming now you fixed your business straight


      A                           D7               A
 I remember you in Hemlock Road in nineteen fifty six
             A                                 D7              A
 You were a faggy little leather boy with a smaller piece of stick
            A
 You were a lashing smashing hunk of a man,
      D                      A
 your sweat shined sweet and strong
      D7                A                       Bm
 Your organ's working perfectly, but there's a part
            G             E7
 that's not   screwed on


 A  E7  A  E  A  E7  A  E


             A                                 D                 A
 Weren't you at the Coke Convention back in nineteen sixty five

 You're the misbred grey executive I've seen heavily advertised
             A                                          D                   A
 You're the great grey man whose daughter licks policemen's buttons clean
    D                         A
 You're the man who squats behind the man
            Bm          G             A
 who works             the soft machine
 C#m         Bm                 D             A
 Come now, gentlemen, your love  is all I crave
           C#m            Bm                D
 You'll still be in the circus when I'm laughing,
                              A
 laughing            in my grave



        A                                 D7                A
 Well remember who you say you are but keep your noses clean
         A                                      D                     A
 Boys will be boys and play with toys. So be   strong with your beast
    A                                           D                     A
 Oh Rosie dear, don'cha think it's queer. So stop me if you please
     D7               A
```

```
 The baby's dead, my lady said.
         Bm                        G              A
 You gentlemen       will you all         work for me


          A                                    D7                 A
 When the old men do all the fighting and the young men all look on
         A                                            D             A
 And the young girls eat their mother's meat from tubes of plasticon
     A                                  D                    A
 Be wary of these my gentle friends of all the skin you breed
    D7             A
 To have that tasty habit,
      Bm            G            A
 it's not       the hands    that bleed


 Hans
```


```
 --
 +-------------------------------------------------------------------------+
 |  Steve Portigal, Dep't of CIS, University of Guelph, Guelph, ON, N1G 2W1   |
 |  email: stevep@snowhite.cis.uoguelph.ca    Phone: (519) 824-4120 ext 3580  |
 | ~~~~~~~~ ask me about 'undercover' the Rolling Stones mailing list ~~~~~~~ |
 |               Time waits for no one, and it won't wait for me..           |
 +-------------------------------------------------------------------------+
```

From Guitar Tab Universe - www.guitartabs.cc [save this file]

#---------------------------------PLEASE NOTE--------------------------------#
#This file is the author's own work and represents their interpretation of the#
#song. You may only use this file for private study, scholarship, or research.#
#--#

From: "DON CZAR"
Subject: r/rolling_stones/memory_motel.crd
Date: Tue, 28 Apr 1998 08:57:59 PDT

SONG: MEMORY MOTEL
ARTIST: ROLLING STONES
ALBUM: BLACK AND BLUE
TAB BY: DON CZARSKI
E-MAIL: guitarzan7@hotmail.com

MEMORY MOTEL
ROLLING STONES

CAPO: 1st FRET

INTRO: D Bm G A -- 2x's

VERSE:

```
      D                    Bm
      Hannah honey was a peachy kind of girl
     G                              A
      Her eyes were hazel and her nose was slightly curved
     D                          Bm
      We spent a night at the Memory Motel
     G                       A
      It's on the ocean, I guess you knmow it well
     D                             Bm
      It took a starry night to steal my breath away
     G                              A                        D  Bm  G  A
      Down on the waterfront, her hair all drenched in spray
```

VERSE:

Hannah baby was a honey of a girl
Her eyes were hazel, her teeth were slightly curved
She took my guitar and she began to play
She sang a song to me, stuck right in my brain

CHORUS:

```
     D              Bm      G                A
      You're just a memory   of a love that used to be
     D              Bm      G
      You're just a memory   of a love
            A                        D Bm G A D    G  D     G G  D
      That used to mean so much to me


BREAK:
      G          A           D           G      D      G  D
      She got a mind of her own and she use it well, yeah
      Well, she's one of the kind

     G       A     D  G   D  G   D  G
      Got a mind
     D           A           D                  G              D
      She got a mind of her own, yeah, and she use it mighty fine


VERSE:
      She drove her pickup truck, painted green and blue
      The tires were wearin' thin, she's done a mile or two
      When I asked her where's she headed for
      Back up to Boston, I'm singin' in a bar
      I've got to fly today on down to Baton Rouge
      My nerves was shot already, the road ain't all that smooth
      Across in Texas is the rose in San Antone
      I keep on a feelin' that gnawin' in my bone


CHORUS:
      You're just a memory, (just a memory) of a love
      That used to mean so much to me. (just a memory)
      You're just a memory, (just a memory) of a love
      That used to mean so much to me
      (You're just a memory girl)
      You're just a sweet old memory
      And it used to mean so much to me

      Sha-la-la-la,  Sha-la-la-la
      Sha-la-la-la,  Sha-la-la-la

      You're just a memory of a love
      That used to mean so much to me

BREAK:
      She got a mind of her own and she use it well, yeah
      Mighty fine, 'cause she's one of a kind
      She got a mind of her own, she's one of a kind
      And she use it well
```

VERSE:

On the seventh day my eyes were all aglaze
We've been ten thousand miles, we've been in fifteen states
Every woman seem to fade out of my mind
I hit the bottle then I hit the sack and cried
What's all this laughter on the twenty second floor
It's just some friends of mine
And they're bustin' down the door
It's been a lonely night at the Memory Motel

CHORUS:

You're just a memory girl
Just a memory
And it used to mean so much to me
You're just a memory girl
You're just a memory
And it used to mean so much to me
You're just a memory girl
You're just a sweet old memory
And it used to mean so much to me
You're just a memory of a love
                                    D
That used to mean so much to me

BREAK:

```
     G           A           D           G      D      G   D
She got a mind of her own and she use it well, yeah
                                 G  A     D   G  D  G  D
Well, she's one of the kind
```

any comments, questions or corrections e-mail me at:
guitarzan7@hotmail.com

```
          P
          E
          A
        C C C
       E  E  E
      D   O   N
```

Get Your Private, Free Email at http://www.hotmail.com

From Guitar Tab Universe - www.guitartabs.cc [save this file]

#----------PLEASE NOTE----------#
#This file is the author's own work and represents their interpretation of the #
#song. You may only use this file for private study, scholarship, or research. #
#----------##

Received: from LUGA.latrobe.edu.au (luga.latrobe.edu.au [131.172.2.2]) by post-office.nevada.edu (8.6.4/8.6.4) with SMTP id IAA00251 for ; Thu, 10 Mar 1994 08:55:02 -0800
Received: from lux.latrobe.edu.au by LUGA.latrobe.edu.au with SMTP id AA13582 (5.67a/IDA-1.5/LTU-1.0 for); Fri, 11 Mar 1994 01:29:37 +1000
Received: by lux.latrobe.edu.au (5.67a/Ultrix3.0-C) id AA29066; Fri, 11 Mar 1994 01:29:36 +1000
Date: Fri, 11 Mar 1994 01:29:36 +1000
From: cscsj@lux.latrobe.edu.au (Junacko)
Message-Id: <199403101529.AA29066@lux.latrobe.edu.au>
To: jamesb@nevada.edu
Subject: Rolling Stones - Midnight Rambler

From: hertzberg@levers.enet.dec.com (Marc Hertzberg (History: Love it or leave it!))

Subject: Re: REQ: Midnight Rambler

Well, this is by no means complete TAB, but it's such fun just to play the intro that I figured I'd post it. Keith probably used some wierd tuning and played it completely different! You might have to do some muting on that funny chord.

Also, I have no idea what the "real" key is on the record.

Marc

Midnight Rambler

Opening riff:

```
-|-----------------5--5-----------------------------------------------

-|-----------------8--8-----------------------------------------------

-|-----------------7--7-----------------------------------------------

-|-----------------5--5--7--7--7--9--9--7--7--9-----------------------

-|--7--7--7--9--7--5--5--5--5--5--5--5--5--5--5-----------------------
```

```
-|--5--5--5--5--5--5--5-------------------------------------------------
```

>From: platt@watson.ibm.com (Daniel E. Platt)

Subject: Re: REQ: Midnight Rambler (fwd)

In the meantime, here's some other chords to try on that song.

Hope you like them...

In article <9305251706.AA01139@snowhite.cis.uoguelph.ca>, you write:

|>

|>

|> Well, this is by no means complete TAB, but it's such fun just to play the intro that I figured I'd post it. Keith probably used some wierd tuning and played it completely different! You might have to do some muting on that funny chord.

|> Also, I have no idea what the "real" key is on the record.

|>

|>   Marc

|>

|>   Midnight Rambler

|>

|> Opening riff:

|>

```
|> -|------------------5--5-------------------------------------------------
|> -|------------------8--8-------------------------------------------------
|> -|------------------7--7-------------------------------------------------
|> -|------------------5--5--7--7--7--9--9--7--7--9----------------------
```

```
|> -|--7--7--7--9--7--5--5--5--5--5--5--5--5--5--5----------------------
|> -|--5--5--5--5--5--5--5-----------------------------------------------
```

Should be:

```
 -|-----------------x---x-----------------------------------------------
 -|-----------------15--14---------------------------------------------
 -|-----------------14--14---------------------------------------------
 -|-----------------14--14--5--7--7--9--9*-7--7--9----------------------
 -|--5--7--7--9--7--xx--xx--5--5--5--5--5--5--5--5----------------------
 -|--5--5--5--5--5--xx--xx-----------------------------------------------
```

*This '9' is sometimes a '5' on the live version.

```
 -|-----x---x-----------------------------------------------
 -|----14--12---7---5---------------------------------------
 -|----14--14---7---5---------------------------------------
 -|----14--14---7---5---------------------------------------
 -|----xx--xx----------5---7---7---9--9---10---10---9-------
 -|----xx--xx----------5---5---5---5--5----5----5---5-------
```

The 'A' chord (you're playing the 1-5-8 version with no 3rd --
not major or minor) is actually two chords, a suspension that
resolves to the major -- played at the 12th fret (drag).

Once it gets to the break, there's the two chord da Daahh da Daahh
stuff... those chords are

```
------------------

------7-----------

------7------5h6--          (Do various riffs here)

------7------5----

---7--5---7--7----

---5--5---5--5----
```

The 5'th fret on the D string is a min 7 interval making the
major a dominant 7. The 5h6 is a hammer-on (gives it that
bluesy feel).

Dan

--

Daniel E. Platt   platt@watson.ibm.com
The views expressed here do not necessarily reflect those of my employer.

From Guitar Tab Universe - www.guitartabs.cc [save this file]

#---------------------------------PLEASE NOTE---------------------------------#
#This file is the author's own work and represents their interpretation of the #
#song. You may only use this file for private study, scholarship, or research. #
#---##

From: dmsinge@erenj.com (Dave Singer)
Subject: TAB:Midnight Rambler intro-Stones

This is the way I play the intro to Midnight Rambler by the
Rolling Stones. This version is in standard tuning. The beat
is a shuffle in 4/4 and although I play the full barre chords I
only hit the strings indicated below.

/ = slide up

Midnight Rambler(intro) - Rolling Stones

```
     B              A          E  E
----|-----------------------------|-------------------------|
----|---------------14------------|-------------------------|
----|---------------14--16--------|-------------------------|
--8/|9---9---9--9---14--14-----9-|-9--9-11--9--9--9-11--8/| repeat
--8/|9---9--11 -9---12--12-----7-|-7--7--7--7--7--7--7--8/|
--6/|7---7---7--7---12--12-----7-|-7--7--7--7--7--7--7--6/|
  &  1       2       3       4 &   1     2     3     4  &
```

--
Dave Singer (dmsinge@erenj.com)
Exxon Research and Engineering
Annandale, NJ 08801
phone: 908-730-2317

Guitars and Drums-just play it lean,mean,
loud and bluesy.
groove (groov) n. 1. John Bonham,Jimmy
Page, John Paul Jones, Robert Plant.

From Guitar Tab Universe - www.guitartabs.cc [save this file]

From: DON CZARSKI
To: rob@getinyourcrib.com
Subject: MISS YOU - ROLLING STONES
Date: Monday, July 26, 1999 6:43 AM

SONG: MISS YOU
ARTIST: ROLLING STONES
ALBUM: SOME GIRLS
TAB BY: DON CZARSKI
E-MAIL: guitarzan7@hotmail.com

MISS YOU
ROLLING STONES

INTRO: 3x's (USE SOME VARIATION AT TIMES)

```
        (Am11)   (Am)     (Am11)     (Am)     (F)
E --------------------|--------------------|-----------------
B --------------------|--------------------|-----------------
G -------7-5---------|------7-5---------|------5----------
D --5-7-------7-5-7--|--5-7------7-5-7--|--5-7----7-------
A --------------------|--------------------|-----------------
E --------------------|--------------------|-----------------
```

VERSE:

```
           Am11           Am
I've been holding out so long
           Am11         Am
I've been sleeping all alone
        F
Lord I miss you
           Am11           Am
I've been hanging on the phone
            Am11        Am
I've been sleeping all alone
           F
I want to kiss you, sometimes
```

CHORUS:

```
          Am11                  Am
Oooh oooh oooh oooh oooh oooh oooh
          Am11                  Am
Oooh oooh oooh oooh oooh oooh oooh
           F
Oooh oooh oooh oooh
          Am11                  Am
Oooh oooh oooh oooh oooh oooh oooh
          Am11                  Am
Oooh oooh oooh oooh oooh oooh oooh
           F
Oooh oooh oooh oooh
```

VERSE:
Well, I've been haunted in my sleep
You've been starring in my dreams
Lord I miss you
I've been waiting in the hall
Been waiting on your call
When the phone rings
VERSE:
It's just some friends of mine that say,
"Hey, what's the matter man?
We're gonna come around at twelve
With some Puerto Rican girls that are just
dyin' to meet you.
We're gonna bring a case of wine
Hey, let's go mess and fool around
You know, like we used to"

CHORUS:

```
Aaah aaah aaah aaah aaah aaah aaah
Aaah aaah aaah aaah aaah aaah aaah
Aaah aaah aaah aaah
Aaah aaah aaah aaah aaah aaah aaah
Aaah aaah aaah aaah aaah aaah aaah
           D5
Aaah aaah aaah aaah
```

BREAK:

sl.

```
/ F   Em                  Dm
  Oh everybody waits so long
F   Em                    Dm
Oh baby why you wait so long
```

```
        E                       E -------------
Won't you come on! Come on!     B -------------
                                G ----7-5-7----
                                D -7--------7--
                                E -------------
```

VERSE: (SPOKEN)
I've been walking in Central Park
Singing after dark
People think I'm crazy
I've been stumbling on my feet
Shuffling through the street
Asking people, "What's the matter with you boy?"
Sometimes I want to say to myself
Sometimes I say

CHORUS:
Oooh oooh oooh oooh oooh oooh oooh
Oooh oooh oooh oooh oooh oooh oooh
Oooh oooh oooh
Oooh oooh oooh oooh oooh oooh oooh
Oooh oooh oooh oooh oooh oooh oooh (START TO SOLO HERE)

VERSE:
I guess I'm lying to myself
It's just you and no one else
Lord I won't miss you child
You've been blotting out my mind
Fooling on my time
No, I won't miss you, baby, yeah
Lord, I miss you child

CHORUS:
Aaah aaah aaah aaah aaah aaah aaah
Aaah aaah aaah aaah aaah aaah aaah
Aaah aaah aaah aaah
Lord, I miss you child
Aaah aaah aaah aaah aaah aaah aaah
Aaah aaah aaah aaah aaah aaah aaah
Aaah aaah aaah aaah
Lord, I miss you child
Aaah aaah aaah aaah aaah aaah aaah
Aaah aaah aaah aaah aaah aaah aaah
Aaah aaah aaah aaah
PLAY VERSE CHORDS TO FADE OUT

CHORDS USED:

```
   Am11   Am   F   D5  Em   Dm
E ---5----5----8----5---7----5---
B ---5----5---10----5---8----6---
G ---5----5---10----7---9----7---
D ---5----7---10----7---9----7---
A ---5----7----8----5---7----5---
E ---5----5----8----5---7----5---
```

ANY QUESTIONS, COMMENTS OR CORRECTIONS E-MAIL TO:
guitarzan7@hotmail.com

```
      P
      E
      A
    C C C
  E  E  E
D   O   N
```

Get Free Email and Do More On The Web. Visit http://www.msn.com

From Guitar Tab Universe - www.guitartabs.cc [save this file]

```
#---------------------------------PLEASE NOTE-------------------------------#
#This file is the author's own work and represents their interpretation of the#
#song. You may only use this file for private study, scholarship, or research.#
#---------------------------------------------------------------------------#
```

From: "DON CZAR"
Subject: r/rolling_stones/mixed_emotions.crd
Date: Wed, 08 Apr 1998 10:00:39 PDT

SONG: MIXED EMOTIONS
ARTIST: ROLLING STONES
ALBUM: STEEL WHEELS
TAB BY: DON CZARSKI
E-MAIL: guitarzan7@hotmail.com

MIXED EMOTIONS
ROLLING STONES

*INTRO RIFF -- 3x's

```
     C    C  /   D    D    D    D
E ---------------------------------------------
B ---------------------------------------------
G ---------------------------------------------
D ---10---10-----12---12---12---12-------------
A ---10---10-----12---12---10---12-------------
E ----8----8-----10---10---10---10-------------
```

VERSE:

```
 D                    * INTRO RIFF
Button your lip baby
 D                    * INTRO RIFF
Button your coat
 D                    * INTRO RIFF
Let's go out dancing
 D                    * INTRO RIFF
Go for the throat                      ** NOTE: IMPROVISE
 D                    * INTRO RIFF               ON THE  D
Let's bury the hatchet                          CHORD AT
 D                    * INTRO RIFF               TIMES
Wipe out the past
 D                    * INTRO RIFF
```

```
       Make love together
        D
       Stay on the path



CHORUS:
     Am               G
       You're not the only one
      C             D
       With mixed emotions
     Am               G
       You're not the only ship
      C               D
       Adrift on this ocean



VERSE:
       This coming and going
       Is driving me nuts
       This to-ing and fro-ing
       Is hurting my guts
       So get off the fence
       It's creasing your butt
       Life is a party
       Let's get out and strut


CHORUS +:
       You're not the only one
       With mixed emotions
       You're not the only ship
       Adrift on this ocean
       You're not the only one
       That's feeling lonesome
       You're not the only one
     C             G  D
  *    With mixed emotions   -- *SING THIS LINE TWICE AT END
                                 OF SONG.


BREAK:
       Em             F#   G
       You're not the only one
       Em             F#   G     D
       You're not the only one


VERSE:                                *NOTE: ON THIS VERSE KIETH
                                             MOSTLY IMPROVISES ON
```

Let's grab the world
By the scruff of the neck
And drink it down deeply
Let's love it to death
So button your lip
And button your coat
Let's go out dancing
Let's rock 'n' roll

THE D BARRE CHORD
ON THE 10th FRET.

CHORUS +:

*OUTRO:
You're not the only one ---

* AGAIN IMPROVISE ON
TO FADE THE D BARRE CHORD
ON THE 10th FRET.

any questions, comments or corrections e-mail me at:
guitarzan7@hotmail.com

P
E
A
C C C
E E E
D O N

Get Your Private, Free Email at http://www.hotmail.com

From Guitar Tab Universe - www.guitartabs.cc [save this file]

#---------------------------------PLEASE NOTE---------------------------------#
#This file is the author's own work and represents their interpretation of the #
#song. You may only use this file for private study, scholarship, or research. #
#---##

From: tony@scotty.dccs.upenn.edu (Anthony Olejnik)

Subject: CRD: Monkey Man (Rolling Stones)

```
      E                                                  D
I`m a fleabit peanut monkey. All my friends are junkies.That's not really true.
      E                                                  D
I`m a cold Italian pizza.I could use a lemmon squeezer. What you do?
          A
I`ve been bitten, I`ve been tossed around
          B                   C#
by every she-rat in this town.  Have you, babe?
      A                             B                        C#
Well, I am just a monkey man.  I`m glad you are a monkey woman, too.
```

I was bitten by a boar.

I was gouged and I was gored.

But I pulled on through.

I am a sack of broken eggs.

I always have an unmade bed.

Don't you?

Well, I hope we're not too messianic or a trifle too santanic.

We love to play the blues.

I am just a monkey man.

From Guitar Tab Universe - www.guitartabs.cc [save this file]

#----------------------------------PLEASE NOTE--------------------------------#
#This file is the author's own work and represents their interpretation of the #
#song. You may only use this file for private study, scholarship, or research. #
#---##

Monkey Man - Rolling Stones
>From the album 'Let It Bleed'
Written by M. Jagger and K. Richard

Tabbed by Koen van der Drift

Have fun,

- Koen.

Standard tuning (!!!)
Capo at 2nd fret

Intro:

(first four bars omitted)

with a funky feel

```
   C#m7     C#m6      A          C#m    C#m7     C#m6      A     C# riff

|---9----|---9----|---9----|----9-9-|---7----|---6----|---5----|---------|
|--12----|--11----|--10----|----9-9-|---5----|---5----|---5----|---------|
|---9----|---9----|---9----|----9-9-|---6----|---6----|---6----|---------|
|--------|--------|--------|--------|--------|--------|--------|---------|
|--------|--------|--------|--------|--------|--------|--------|---------|
|--------|--------|--------|--------|--------|--------|--------|---------|
```

The C# riff part is written below. It's almost impossible to get the exact notes, since Keith hardly plays two bars the same twice. Just play along with the record to get the right feeling.

```
|-------------------------|
|----6-6--7--7-7-7--7--6--|
|----6-6--6--6-6-6--9--6--|
|----6-6--8--8-8-8--------|
|-/8----------------------|
|-------------------------|
```

The chords in the verse are:

E	E	C# riff	C# riff
E	E	C# riff	C# riff
A	B	C# riff	C# riff
A	B	C# riff	C# riff

The E is played using the following pattern:

```
 E
|----------|
|-8p7--8p7-|
|---7----7-|
|---7----7-|
|---5----5-|
|----------|
```

Remember the capo, so the A can be played as a regular G and the B can be played as a regular A.

The next part is the instrumental after the first two verses. Again, listen to the record to get the timing right! This section was previously published in Guitar World, December 1988 and transcribed by Dave Whitehall.

```
|-------------------------|-------------------------|-------------------------|
|--------6----7--7--7--6--|--7-7---7-------6-6h7-6--|-------6----7-----7-7-6--|
|--4/6---6----6--9--9--6--|--9---9-9---9---6-6---6--|-------6----6-----9-9-6--|
|--4/6---6--6-8-----------|-----------------6h8-6--|----------6-----8--------|
|-------------------------|-------------------------|-7--8--------------------|
|-------------------------|-------------------------|-------------------------|


|-------------------------|-------------------------|-------------------------|
|-6-----6----6--------6---|-----------7----7--7--6--|--6-----6----7-----8--6--|
|-6-----6--6-6-----9--6---|------6----6--9-9--9--6--|--6-----6----------9--6--|
|-------6--6-----8--------|------6--6-8--8-------6--|--6-----6--8-----8----6--|
|-7--8-----------------7-|-7--8--------------------|--7--8-----------------|
|-------------------------|-------------------------|-------------------------|


|-------------------------|-------------------------|
|--6h7----7--6h7---6--6---|--6h7----7--6-6h7-----6--|
|--6------6--6-----7--6---|--6------6--6-6----6--6--|
|--6h8-8--8--6h8-8------8-|--6h8--8----6-6h8--8--6--|
|-------------------------|-------------------------|
|-------------------------|-------------------------|
```

This instrumental part is followed after a while by the next chord progression:

```
 E     B     A     B
```

```
|--4--|--2--|--5--|--2--|
|--5--|--4--|--3--|--4--|
|--4--|--4--|--3--|--4--|   play 4 times
|--2--|--4--|--3--|--4--|
|-----|--2--|--4--|--2--|
|-----|-----|--5--|-----|
```

And then back to the instrumental part, accompanied by Mick`s shouting:

I`M A MONKEEEEYYY-AAAAHHHHH!!!!!

Finally, the lyrics:

I`m a fleabit peanut monkey, all my friends are junkies
That`s not really true.
I`m a cold Italian pizza, I could use a lemon squeezer
What`d you do?
I`ve been bitten, I`ve been tossed around, by every she-rat in this town
Have you, babe?
Well I am just a monkey man, I`m glad you are a monkey woman too!

I was bitten by a boar, I was gouged and I was gored
But I pulled on through.
Yes, I`m a sack of broken eggs, I always have an unmade bed
Don`t you?
Well I hope we`re not too messianic, or a trifle too satanic
We love to play the blues.
But when I am just a monkey man, I`m glad you are a monkey woman too.

From Guitar Tab Universe - www.guitartabs.cc [save this file]

#---------------------------------PLEASE NOTE--------------------------------#
#This file is the author's own work and represents their interpretation of the#
#song. You may only use this file for private study, scholarship, or research.#
#--#

Date: Tue, 28 Apr 1998 10:10:38 PDT
From: DON CZAR
Subject: r/rolling_stones/moon_is_up.crd

SONG: MOON IS UP
ARTIST: ROLLING STONES
ALBUM: VOODOO LOUNGE
TAB BY: DON CZARSKI
E-MAIL: guitarzan7@hotmail.com

MOON IS UP
ROLLING STONES

INTRO:

```
   (C)                          (F)
E ----------------------------|-----------------------------------|
B ----------------------------|-----------------------------------|
G ----------------------------|-----------------------------------|
D ----------------------------|-3-3-3-3-3-3-3-3-3-3-2-------------|
A --3-3-3-3-3-3-3-3-3-3-2-----|-----------------------3-0--0----|
E ------------------------3-0-|-----------------------------0----|
```

CONTINUED:

```
   C C C C C C C C C C  (F)
   / / / / / / / / / /
E -0-0-0-0-0-0-0-0-0-0-------------------------------------------|
B -1-1-1-1-1-1-1-1-1-1-------------------------------------------|
G -0-0-0-0-0-0-0-0-0-0-------------------------------------------|
D -2-2-2-2-2-2-2-2-2-2---3-2------3-3-2--------------------------|
A -3-3-3-3-3-3-3-3-3-3-------3-0--------3-0--0-------------------|
E -0-0-0-0-0-0-0-0-0-0-----------------------0-------------------|
```

VERSE:

```
      C
       Moon is up
       The sun is down
      F
       You can't have it both ways round
```

```
      C
       Ooh, babe, won't you listen to me
      F
       We are worlds apart, you see
         C                    F
       Mmmmmm, where are you now
         C                 F
       Mmmmmm, crying out loud
                    C
       Where did you go
                G           C  F   C  F
       When I needed you


VERSE:
      C
       The sun sinks behind the clouds
      F
       And hides his tears without a sound
            C
       The moon looks on reflectively
            F
       So spare a thought for you and me
         C                    F
       Mmmmmm, where are you now
         C                    F
       Mmmmmm, dark are the clouds
                    C
       Where did you go
                G              C  F   C  F + INTRO RIFF(1st part)
       When I needed you


VERSE:
      C
       The moon is up
       The sky is black
      F
       I'll sail away and won't come back
            C
       The sun goes down
       The stars will rise
      F
       And dance across
       The darkened skies
         C
       Mmmmmm, the sun goes down
      F                    C  F
       The moon comes up
```

VERSE:

```
     C
The moon is up
The sun goes down
     F
And you can't have it both ways round
    C
So come on baby and listen to me
      F                              C
Cause we are worlds apart, you see
     F
The sun goes down
     C
The moon comes up
     F             C
The sun goes down
```

any questions, comments or corrections e-mail me at:
guitarzan7@hotmail.com

From Guitar Tab Universe - www.guitartabs.cc [save this file]

#----------PLEASE NOTE----------#
#This file is the author's own work and represents their interpretation of the#
#song. You may only use this file for private study, scholarship, or research.#
#----------#

From: "DON CZAR"
Subject: r/rolling_stones/moonlight_mile.crd
Date: Thu, 21 May 1998 08:33:53 PDT

SONG: MOONLIGHT MILE
ARTIST: ROLLING STONES
ALBUM: STICKY FINGERS
TAB BY: DON CZARSKI
E-MAIL: guitarzan7@hotmail.com

MOONLIGHT MILE

INTRO:
*first guitar play this -- 2x's

```
E --------------------------------|----------------------------------|
B --------------------------------|----------------------------------|
G --------------------------------|---------------------10h12--10----|
D ----------------------10h12--10-|-10h12--10h12--10h12-----------12-|
A -10h12--10h12--10h12------------|----------------------------------|
E --------------------------------|----------------------------------|
```

CONTINUED:

```
                                                                  G
E ----------------------------|-------------------------------------|
B ----------------------------|-------------------------------------|
G ----------------------------|-------------------------------------|
D -10h12--10h12--10h12---------|-------------------------------------|
A ----------------------10h12--|--10h12--10h12--10h12--10------------|
E ----------------------------|-----------------------10--12-12-----|
```

**second guitar: play the chords to the VERSE during INTRO

NOTE:C* - means lift your middle finger
on and off the fret board of
the regular C chord to get that
"rolling" type sound.

VERSE:

```
       G                          Am   Am7   C*
      When the wind blows and the rain feels cold
```

```
                          G            C            G
      With a head full of snow, with a head full of snow
     G                         Am  Am7  C*
      In the window there's a face you know
                           G                C          G
      Don't the night pass slow, don't the nights pass slow


BREAK:
     C                                  G
      The sound of strangers sending nothing to my mind
       Am           D        C          G
      Just another mad, mad day on the road
     C                          G
      I am just living to be lying by your side
               Am           D         C                G
      But I'm just about a moonlight mile on down the road


INSTRUMENTAL:  G  Am  Am7  C  G  C  G


VERSE:
      Made a rag pile of my shiny clothes
      Gonna warm my bones, gonna warm my bones
      I got silence on my radio
      Let the air waves flow, let the air waves flow


BREAK:
      Oh, I'm sleeping under strange, strange skies
      Just another mad, mad day on the road
      My dreams is fading down the railway line
                                                          C  G
      I'm just about a moonlight mile on down the road, yeah


**BREAK:
     C                                G
      I'm hiding sister, and I'm dreaming
     C                                  G
      I'm riding down your moonlight mile
     C                              G
      I'm hiding, baby, and I'm dreaming
     C                                  G
      I'm riding down your moonlight mile
     C                                  G
      I'm riding down your moonlight mile


INTERLUDE:
```

```
     Let it go now, come on now, baby          }   * PLAY: G  C  G
     Yeah, let it go now, yeah, flow now, baby }  9x's over this part


BREAK:
                       C   G
     Yeah, I'm coming home
                 Am           D         C                 G
     'Cause I'm just about a moonlight mile on down the road
                                  C           G
     On down the road, down the road, yeah, baby, ah


OUTRO:  play the chords to VERSE


       any questions, comments or corrections e-mail me at:
                    guitarzan7@hotmail.com

                          P
                          E
                          A
                        C C C
                       E  E  E
                      D   O   N
```

Get Your Private, Free Email at http://www.hotmail.com

From Guitar Tab Universe - www.guitartabs.cc [save this file]

#---------------------------------PLEASE NOTE--------------------------------#
#This file is the author's own work and represents their interpretation of the#
#song. You may only use this file for private study, scholarship, or research.#
#--#

Date: Thu, 23 Apr 1998 10:06:30 PDT
From: DON CZAR
Subject: r/rolling_stones/mothers_little_helper.crd

SONG: MOTHER'S LITLLE HELPER
ARTIST: ROLLING STONES
ALBUM: HOT ROCKS
TAB BY: DON CZARSKI
E-MAIL: guitarzan7@hotmail.com

MOTHER'S LITTLE HELPER
ROLLING STONES

INTRO:

```
 C      Am     D          Em
What a drag it is getting old
```

RIFF: -- 2x's

```
PLAY ON HIGH E STRING   ---0--2--2/3----3--2--0----
```

VERSE:

```
  Em
"Kids are different today,"
 I hear every mother say
                                          F
 Mother needs something today to calm her down
            G
 And though she's not really ill
             C
 There's a little yellow pill
```

BREAK:

```
           Am             Asus2
 She goes running for the shelter
      Am             Asus2
 Of a mother's little helper
        Em
```

And it helps her on her way
Gets her through her busy day -- RIFF: -- 2x's

VERSE:
"Things are different today,"
I hear every mother say
Cooking fresh food for a husband's just a drag
So she buys an instant cake
And she burns her frozen steak

BREAK:
And goes running for the shelter
Of a mother's little helper
And to help her on her way
Get her through her busy day

CHORUS:
```
          C
Doctor please
                D
Some more of these
              G
Outside the door
                C
She took four more
        Am     D          Em    -- RIFF: -- 1x
```
What a drag it is getting old

VERSE:
"Men just aren't the same today
I hear every mother say
They just don't appreciate that you get tired
They're so hard to satisfy
You can tranquilise your mind

BREAK:
So go running for the shelter
Of a mother's little helper
And for to help you through the night
Help to minimise your plight

CHORUS:
Doctor please
Some more of these

Outside the door
She took four more
What a drag it is getting old

VERSE:
"Life's just much too hard today,"
I hear every mother say
The pursuit of happiness just seems a bore
And if you take more of those
You will get an overdose

BREAK:
No more running to the shelter
Of a mother's little helper
They just helped you on your way
Through your busy dying day

OUTRO:
RIFF -- 2x's THEN G C G G
HEY!

any questions, comments or corrections e-mail me at:
guitarzan7@hotmail.com

From Guitar Tab Universe - www.guitartabs.cc [save this file]

#---------------------------------PLEASE NOTE--------------------------------#
#This file is the author's own work and represents their interpretation of the#
#song. You may only use this file for private study, scholarship, or research.#
#--#

Date: Wed, 08 Apr 1998 10:24:13 PDT
From: DON CZAR
Subject: r/rolling_stones/neighbors.crd

SONG: NEIGHBORS
ARTIST: ROLLING STONES
ALBUM: TATTOO YOU
TAB BY: DON CZARSKI
E-MAIL: guitarzan7@hotmail.com

NEIGHBORS
ROLLING STONES

NO INTRO: (SHOUTED!!!)
Neighbors, neighbors, neighbors
GUITAR ENTERS:

```
 E
Neighbors
            B
Have I got neighbors?
            A
Have I got neighbors?
                E
All day and all night

 E
Neighbors
            B
Have I got neighbors?
            A
Ringing my doorbells
                E
All day and all night

 E                  B
Ladies, have I got crazies?
                A
Screaming young babies
                E
No piece and no quiet
 E                B
T.V.'s, saxaphone playing
               A
```

* NOTE: ENTIRE SONG FOLLOWS THE FOLLOWING CHORD PROGRESSION:

E B A E

```
          Groaning and straining
                                E
          With the trouble and strife
          E
          Is it any wonder
                    B
          Is it any wonder
                    A
          Is it any wonder
                               E
          That we fuss and we fight


          Neighbors, do unto strangers
          Do unto neighbors
          What you do to yourself,
          Yourself, yourself, yourself, yourself

INSTRUMENTAL:   E    B    A    E -- 2x's

          Is it any wonder
          Is it any wonder
          Is it any wonder
          That we fuss and we fight

          Neighbors, do unto strangers
          Do unto neighbors what you do to yourself
          Yourself, yourself, yourself

          Neighbors, neighbors, neighbors, neighbors

INSTRUMENTAL:   E    B    A    E -- 3x's

          Neighbors, neighbors, neighbors, neighbors

          Neighbors
          Do yourself a favor
          Don't you mess with my baby
          When I'm working all night
          You know that neighbors
          Steal off my table
          Steal off my table
          And doing alright, alright, alright, alright

          Neighbors, do unto strangers
          Do unto strangers
          What you do to yourself,
          Yourself, yourself, yourself.......  FADE OUT

          any questions, comments, or corrections e-mail to:
          DON CZARSKI at:    guitarzan7@hotmail.com
```

From Guitar Tab Universe - www.guitartabs.cc [save this file]

#----------------------------------PLEASE NOTE--------------------------------#
#This file is the author's own work and represents their interpretation of the #
#song. You may only use this file for private study, scholarship, or research. #
#---##
From: Peter Martinsson

Transcription by Peter Martinsson
{t:New Faces}
{st:Rolling Stones, Voodoo Lounge}

[D]There's a new guy in town
He's been dragging around
[G]He's the [A]figure of [D]youth
[D]And his eyes are so blue
And they're looking at you
[G]So [A]tell me the [D]truth

[G]Well, [A]well, he's got [D]stories to [G]tell
[G]He bites off [A]more than he [D]chews
[G]Well, [A]well, is he [D]ringing your [G]bell
[G]My heart is [A]breaking in [D]two

And his skin is so fair
And it shines like his hair
As he stands so aloof
With an indolent air
And an insolent stare
That just shutters the truth

Well, well, is he ringing your bell
My heart is breaking in two
Well, well, he'll be rotting in hell
For playing the devil with you

[Bm]Is it al[G]ready too late
[Bm]No point [G]shutting the gate
[Bm]Have you already [G]swallowed the bait
and you're [A]gone[ring out]

{np}
As he knocks you down cool
As you lose all control
To this slip of a youth
I see fire in his eyes
I see ice in his smile
And I'm learning the truth

Well, well, he's got stories to tell
Of love that is long overdue

Well, well, who is under his spell
Is paying the devil his due

----- End Included Message -----

From Guitar Tab Universe - www.guitartabs.cc [save this file]

#---------------------------------PLEASE NOTE--------------------------------#
#This file is the author's own work and represents their interpretation of the#
#song. You may only use this file for private study, scholarship, or research.#
#--#

From: "DON CZAR"
Subject: r/rolling_stones/no_expectations.crd
Date: Mon, 11 May 1998 09:16:11 PDT

SONG: NO EXPECTATIONS
ARTIST: ROLLING STONES
ALBUM: ROCK AND ROLL CIRCUS
TAB BY: DON CZARSKI
E-MAIL: guitarzan7@hotmail.com

NO EXPECTATIONS
ROLLING STONES

CAPO: 2nd FRET

THIS CHORD PROGRESSION PLAYED THROUGHOUT SONG
INTRO: C G C G C G F C G

AND/OR

PLAYED WITH SLIDE BAR:

```
E -------3--------------|-------3--------------|
B --3/5*---5-5--------3--|--3/5*---5-5--------3--| NOTE: * means slide
G ---------------3/4*----|---------------3/4*----|       to but don't
D ----------------------|----------------------|       strike the
A ----------------------|----------------------|       note.
E ----------------------|----------------------|
```

INTRO CONTINUED:

```
E -------3-----------3--|-------------------------------------|
B --3/5*---5-5--3/5*----|--9/10*---10/8*---10/12*---10/12*---|
G ----------------------|--9/10*---10/8*---10/12*---10/12*---|
D ----------------------|-------------------------------------|
A ----------------------|-------------------------------------|
E ----------------------|-------------------------------------|
```

VERSE:

```
       C               G
```

```
      Take me to the station
           C            G
      And put me on a train
            C           G
      I've got no expectations
          F            C     G
      To pass through here again


VERSE:
      Once I was a rich man
      Now I am so poor
      But never in my sweet short life
      Have I felt like this before

VERSE:
      Your heart is like a diamond
      You throw your pearls at swine
      And as I watch you leaving me
      You pack my piece of mind


INSTRUMENTAL:  PLAY INTRO OVER - CHORDS AND ALSO SLIDE BAR PART


VERSE:
      Our love was like the water
      That splashes on a stone
      Our love is like our music
      It's here, and then it's gone


VERSE:
      So take me to the airport
      And put me on a plane
      I got no expectations
      To pass thrugh here again


OUTRO: -- INSTRUMENTAL -- PLAY INTRO OVER - CHORDS AND SLIDE BAR PART

      any questions, comments or corrections e-mail me at:
                  guitarzan7@hotmail.com
```

From Guitar Tab Universe - www.guitartabs.cc [save this file]

#---------------------------------PLEASE NOTE--------------------------------#
#This file is the author's own work and represents their interpretation of the#
#song. You may only use this file for private study, scholarship, or research.#
#--#

From: "DON CZAR"
Subject: r/rolling_stones/no_use_in_crying.crd
Date: Thu, 11 Jun 1998 06:12:52 PDT

SONG: NO USE IN CRYING
ARTIST: ROLLING STONES
ALBUM: TATTOO YOU
TAB BY: DON CZARSKI
E-MAIL: guitarzan7@hotmail.com

NO USE IN CRYING
ROLLING STONES

```
INTRO:     D   E -- 4x's
           /   /

CHORUS:
        E                   D
       Ain't no use in crying
                       A    D E
       Stay away from me
        E                   D
       Ain't no use in crying
                       A    D E
       Stay away from me
        E                   D
       Ain't no use in crying
                       A    D E
       Stay away from me


VERSE:
      D                 E
       Standing in the kitchen
      D                            E
       Looking way out cross the fields
      D                       E
       You see a face in the window
                 D             E
       It's not real, it's not real
```

CHORUS:

```
                        D
      Ain't no use in crying
                   A             D E
      Stay away from me, stay away
                           D              A   D E
      Ain't no use, ain't no use, ain't no use
                           D                   A     D  E
      Ain't no use, ain't no use, stay away from me, stay away
                           D                A     D  E
      Ain't no use in crying stay away from me, stay away
```

VERSE:

```
      Standing at the station
      Gazing down the track
      There ain't no train coming baby
      I ain't never, never coming back
```

VERSE:

```
      Standing in the balcony
      Looking way out towards the sea
      If you see your ship come a sailing
      It's not me, it's not me
      It's not me (it's not me, it's not me, it's not me)
      Stay away from me
      Hey you, you, you, you, you
```

CHORUS:

```
      Ain't no use, ain't no use
      Stay away from me
      Ain't no use in crying
      Stay away from me
```

OUTRO: D E -- 4x's

any questions, corrections or comments e-mail me at:
guitarzan7@hotmail.com

```
                P
                E
                A
              C C C
             E  E  E
            D   O   N
```

_____
Get Your Private, Free Email at http://www.hotmail.com

From Guitar Tab Universe - www.guitartabs.cc [save this file]

```
#---------------------------------PLEASE NOTE--------------------------------#
#This file is the author's own work and represents their interpretation of the#
#song. You may only use this file for private study, scholarship, or research.#
#----------------------------------------------------------------------------#

Date: Fri, 29 May 1998 07:20:15 PDT
From: DON CZAR
Subject: r/rolling_stones/one_hit_to_the_body.crd

SONG: ONE HIT (TO THE BODY)
ARTIST: ROLLING STONES
ALBUM: DIRTY WORK
TAB BY: DON CZARSKI
E-MAIL: guitarzan7@hotmail.com


                      ONE HIT (TO THE BODY)
                         ROLLING STONES

ACOUSTIC GUITAR:
               HIGH E STRING ---0-0-0-0-0-0-0-0- ETC.
                    B STRING ---5-5-5-5-5-5-5-5- ETC.

INTRO:
    ELECTRIC GUITAR - (GO HEAVY ON THE DISTORTION)

    E     B   A D  E    B A  E     B   A D  A   B   B  A  D  E  B
    ////  //  / /  ///  / /  ////  //  / /  //  /


VERSE:
       B                    A         D
      You fell out of the clear blue sky     **NOTE: DURING THE
      E                   B                          ENTIRE VERSE
      To the darkness below                          PLAY THE
      The smell of your flesh excites me             PATTERN:
      Blood starts to flow, so help me God          B  A  D  E  B

INSTRUMENTAL:   B  A  D  E  B

      You burst in, in a blaze of light
      You unzipper the dark
      One kiss took my breath away
      One look lights up the stars
      And it's, it's one hit to the body
      It comes straight from the heart
      (Straight from the heart)
      One hit to the body
```

Shook me straight to the mark, so help me God
One more from the body, one more straight from the heart
Yeah, it's one shot when you love me
One shot when you leave
I don't need no security
I just need me some peace
And it's one hit to the body
Come straight from the heart
(Straight from the heart)
One voice calls out my name
Shook me straight to the mark
(Straight from the heart)

BREAK:

```
 E
One punch and you knocked me down
 D                 A
Tore my defenses apart
E
One round took me out of the game
     D                    A
You did me some permanent harm
                   B    A  B
It took just one hit
B                       A  B
It took just one hit
B                       A  D
It ain't enough for me
           B            A  D
It ain't enough for me
(Enough for me)
           B
It ain't enough for me
       A              D      E
It's hurting, it's frighten hey!
```

INSTRUMENTAL: B A D E B -- 2x's

VERSE:

Oh, your love is just sweet addiction
I can't clean you out of my veins
It's a life long affliction
That has damaged my brain
It took just one hit to the body
To tear my defenses apart
(Straight from the heart)
One hit to the body
Sure went straight to the mark

(Straight from the heart)
One hit to the body
That comes straight from the heart
(Straight from the heart)
One hit to the body, to the body, to the body
That comes straight from the heart

INSTRUMENTAL: play INTRO

VERSE:
One more straight from the body
One more straight from the heart
Straight from the heart
One more from the body
One more straught from the heart
Straight from the heart
That's all it took
That's all it took
Just one hit straight from the heart
So help me, so help me, so help me God
So help me. so help me now

INSTRUMENTAL: SOLO OVER B A D E B -- 2x's

VERSE:
One more from the body
One more straight from the heart
Straight from the heart
One more from the body
One more straight from the heart
Straight from the heart
One more from the body
One more straight from the heart
Straight from the heart

FADE OUT:

any questions, comments or corrections e-mail me at:
guitarzan7@hotmail.com

From Guitar Tab Universe - www.guitartabs.cc [save this file]

#---------------------------------PLEASE NOTE--------------------------------#
#This file is the author's own work and represents their interpretation of the#
#song. You may only use this file for private study, scholarship, or research.#
#--#

Date: Wed, 08 Apr 1998 09:49:03 PDT
From: DON CZAR
Subject: r/rolling_stones/out_of_control.crd

SONG: OUT OF CONTROL
ARTIST: ROLLING STONES
ALBUM: BRIDGES TO BABYLON
TAB BY: DON CZARSKI
E-MAIL: guitarzan7@hotmail.com

OUT OF CONTROL
ROLLING STONES

*INTRO: 3x's

(IMPLIED CHORDS)
A A D D11 Bm D E D A A D D11 Bm D11 Bm

```
E ------------------|-----------|-------------------------
B ------------------|-----------|-------------------------
G ------------------|-----------|-------------------------
D ------------------|-----------|-------------------------
A --------5--------|--5--7--5--|--------5----------------
E --7--7-----5--7--|-----------|--7--7-----5--7---5---7-
```

*NOTE: PLAY THE OPENING RIFF FOR ALL VERSES

*VERSE:
I was out in the city
I was out in the rain
I was feeling down-hearted
I was drinking again

*VERSE:
I was standing by the bridges
Where the dark water flows
I was talking to a stranger
About times long ago

PRE-CHORUS:
D

```
       I was young
              A
       I was foolish
              F#
       I was angry
              Bm
       I was vain
               D
       I was charming
              A
       I was lucky
                F#          Bm
       Tell me how have I changed


CHORUS:
                D
       Now I'm out
           A         Bm
       Oh out of control
                D
       Now I'm out
           A         Bm
       Oh out of control
( N.C.)
       Oh help me now


VERSE:
       And the girls in the doorway
       And the boys on the game
       And the drunks and the homeless
       They all know me

VERSE:
       And the police on the corner
       Give a nod and a wave
       As they point me
       To my final destination


PRE-CHORUS:
       I was young
       I was foolish
       I was angry
       I was vain
       I was charming
       Feeling lucky
       Tell me how have I changed
```

CHORUS:
Now I'm out
Oh out of control
Now I'm out
Oh out of control
Oh help me now

INSTRUMENTAL: play intro riff -- 4x's

VERSE:
In the hotel I'm excited
By the smile on her face
But I wondered
How was time
Gonna change her

PRE-CHORUS:
I was young
I was foolish
I was angry
I was vain
I was charming
I was out there
Tell me how have I changed

CHORUS:
Now I'm out
Oh out of control
Oh I'm out
Oh out of control

OUTRO: D A Bm -- 6x's to fade

any questions, comments or corrections e-mail to:
guitarzan7@hotmail.com

From Guitar Tab Universe - www.guitartabs.cc [save this file]

#---------------------------------PLEASE NOTE--------------------------------#
#This file is the author's own work and represents their interpretation of the#
#song. You may only use this file for private study, scholarship, or research.#
#--#

From: "DON CZAR"
Subject: r/rolling_stones/out_of_tears.crd
Date: Wed, 08 Apr 1998 10:22:54 PDT

SONG: OUT OF TEARS
ARTIST: ROLLING STONES
ALBUM: VOODOO LOUNGE
TAB BY: DON CZARSKI
E-MAIL: guitarzan7@hotmail.com

OUT OF TEARS
ROLLING STONES

INTRO: E D -- 2x's

VERSE:

```
          E
I can't feel
          D
Feel a thing
           E
I can't shout
           D
I can't scream
             E
Breathe it out
           D
Breathe it in
           E
All this love
          D
From within
```

CHORUS:

```
A
I won't cry when you say goodbye
```

```
          G
       I'm out of tears
       A
       I won't die when you wave goodbye
          G
       I'm out of tears
                    E  D - 2x's
       Out of tears


VERSE:
       I won't drink
       I won't eat
       I can't hear
       I won't speak
       Let it out
       Let it in
       All this pain
       From within
             E
       And I just can't pour my heart out
          D
       To another living thing
              E
       I'm a whisper
       I'm a shadow
                D
       But I'm standing up to sing


CHORUS:
       I won't cry when you say goodbye
       I'm out of tears
       I won't die when you wave goodbye
       I'm out of tears
       I won't cry, I swear my eyes are dry
       I'm out of tears
       I won't cry, I'm going to tell you why
       I'm out of tears
       Out of tears
        A
       Out of tears


INSTRUMENTAL: SLIDE BAR SOLO


VERSE:
       Let it out
       From within
       Some you lose
```

Some you win
I can drift
I can dream
Til I float
Off your screen
And I just can't pour my heart out
To another living thing
I'm a whisper
I'm a shadow
But I'm standing up to sing

CHORUS: ---------- then END

any questions, comments or corrections e-mail me at:
guitarzan7@hotmail.com

P
E
A
C C C
E E E
D O N

_____
Get Your Private, Free Email at http://www.hotmail.com

From Guitar Tab Universe - www.guitartabs.cc [save this file]

```
#---------------------------------PLEASE NOTE--------------------------------#
#This file is the author's own work and represents their interpretation of the #
#song. You may only use this file for private study, scholarship, or research. #
#----------------------------------------------------------------------------##
Received: from animal-farm.nevada.edu by redrock.nevada.edu (5.65c/M1.4)
        with SMTP id ; Tue, 12 Oct 1993 11:30:34 -0700
Received: from herman.cs.uoguelph.ca by animal-farm.nevada.edu id ; Tue, 12 Oct 1993 11:30:15 -0700
Message-Id: <199310121830.AA11963@animal-farm.nevada.edu>
Received: by herman.cs.uoguelph.ca
        (1.37.109.4/16.2) id AA25993; Tue, 12 Oct 93 14:27:39 -0400
Date: Tue, 12 Oct 93 14:27:39 -0400
From: Steve L Portigal
To: jamesb@animal-farm.nevada.edu
Subject: (fwd) CRD: Stones ----Out Of Time
Newsgroups: rec.music.makers.guitar.tablature,alt.guitar.tab
Organization: Akbar and Jeff's Thesis Hut
Reply-To: stevep@snowhite.cis.uoguelph.ca

Path:
nermal.cs.uoguelph.ca!torn!howland.reston.ans.net!europa.eng.gtefsd.com!uunet!mcsun!sun4nl!news.sara.nl!HASARA11.SARA.NL!SELD1020
Newsgroups: rec.music.makers.guitar.tablature,alt.guitar.tab
Subject: CRD: Stones ----Out Of Time
Message-ID: <16C65ADB1.SELD1020@HASARA11.SARA.NL>
From: SELD1020@HASARA11.SARA.NL ( Hans van der Hof )
Date: Tue, 12 Oct 93 12:21:05 CET
Organization: S.A.R.A. Academic Computing Services Amsterdam
Nntp-Posting-Host: vm1.sara.nl
X-Newsreader: NNR/VM S_1.3.2
Lines: 60
Xref: nermal.cs.uoguelph.ca rec.music.makers.guitar.tablature:8131 alt.guitar.tab:13570

Out Of Time
The Rolling Stones


verse 1
F
You don't know what's going on
C
You've been away for far too long
Bb                                  F
You can't come back and think you are still mine
       Bb
You're out of touch, my baby
   F
My poor discarded baby
        Bb            C                 F
I said, baby, baby, baby, you're out of time
```

```
chorus
      F
Well, baby, baby, baby, you're out of time
        Dm                              Bb
I said, baby, baby, baby, you're out of time
                 F
Yes, you are left out
Bb
Out of there without a doubt
        F             C                 F
'cause, baby, baby, baby, you're out of time

verse 2
A girl who wants to run away
Discovers that she's had her day
It's no good you thinking
that you are still mine
You're out of touch my baby
My poor unfaithful baby
I said baby, baby, baby,
you're out of time

verse 3
You thought you were a clever girl
Giving up your social whirl
But you can't come back
and be the first in line
You're obsolete my baby
My poor old-fashioned baby
I said baby, baby, baby
you're out of time

Hans
```


```
--
+-------------------------------------------------------------------------+
|  Steve Portigal, Dep't of CIS, University of Guelph, Guelph, ON, N1G 2W1   |
|  email: stevep@snowhite.cis.uoguelph.ca    Phone: (519) 824-4120 ext 3580  |
| ~~~~~~~~ ask me about 'undercover' the Rolling Stones mailing list ~~~~~~~ |
|               I wanna ride the big wave...open up the bomb bay..          |
+-------------------------------------------------------------------------+
```

From Guitar Tab Universe - www.guitartabs.cc [save this file]

#----------------------------------PLEASE NOTE---------------------------------#
#This file is the author's own work and represents their interpretation of the #
#song. You may only use this file for private study, scholarship, or research. #
#--##

>From: bault@sr.hp.com (Bob Ault)

>Subject: CRD Paint It Black - Rolling Stones

Paint It Black

The Rolling Stones

```
Fm                    C7
I see a red door and I want it painted black
Fm                   C7
No colors any more I want them to turn black
Fm Eb     Ab                    Fm
I see the girls walk by dressed in their summer clothes
Fm Eb      Ab      Eb       Bb             C7
I  have to turn my head until the darkness goes

Fm                       C7
I see a line of cars and they're all painted black
Fm                            C7
With flowers and my love both never to come back
Fm  Eb         Ab                   Fm
I   see people turn their heads and quickly look away
Fm     Eb       Ab     E6    Bb                C7
Like a new born baby it just happens every day
```

```
Fm                       C7
I look inside myself and see my heart is black
Fm                      C7
I see my red door and I want it painted black
Fm    Eb        Ab            Fm
Maybe then I'll fade away and not have to face the fact
Fm       Eb   Ab     Eb      Bb                     C7
It's not easy facing up when your whole world is black


Fm                           C7
No more will my green sea go turn a deeper blue
Fm                            C7
I could not forsee this thing happening to you
Fm  Eb      Ab   Eb     Fm
If   I look hard enough into the setting sun
Fm    Eb        Ab         Eb    Bb               C7
   My love will laugh with me before the morning comes


Fm                     C7
I see a red door and I want it painted black
Fm                   C7
No colors any more I want them to turn black
Fm Eb     Ab                    Fm
I see the girls walk by dressed in their summer clothes
Fm Eb      Ab      Eb       Bb             C7
I  have to turn my head until the darkness goes
C7                      Fm                   C7
```

```
    I want to see your face, painted black, black as night

      Fm                        C7

Don't wanna see the sun flying high in the sky

               Fm                                    C7    Fm

I wanna see it painted, painted, painted, painted black Yeah



From: abucky@haverford.edu (Aaron Bucky)
Subject: CRD: Paint it Black (Rolling Stones)


Here it is:

  Dm                        A7
                                 I see my red door and I want it painted black

  Dm                        A7
                                 No colors anymore, I want them to turn black

  Dm  C       F        C           Dm
    I see the girls go by, dressed in their summer clothes

  Dm   C       F       C      G               A
                                          I have to turn my head until my darkness goes

And the rest is the same as that.

If you play along with the recording, you'll notice that this is actually
in the wrong key.  The way the Stones did it used these chords for the
fingering, but was capoed up three frets and tuned down a bit, so instead
of being in D minor it was somewhere between E minor and F minor.  Also, I
may have made some slight mistakes with the lyrics, since I'm doing this
from memory.
--
Aaron "I have converted--no more spammy .sigs" Bucky

Friend to wizards, caped superheroes, and Beatles everywhere
```

From Guitar Tab Universe - www.guitartabs.cc [save this file]

#----------------------------------PLEASE NOTE-----------------------------------#
#This file is the author's own work and represents their interpretation of the #
#song. You may only use this file for private study, scholarship, or research. #
#---##
#

#----------------------------------PLEASE NOTE-----------------------------------#
#This file is the author's own work and represents their interpretation of the #
#song. You may only use this file for private study, scholarship, or research. #
#---#

From: juggle@Athena.MIT.EDU
From: pp21+@andrew.cmu.edu (Paul Andrew Platosh)

The song from the show is Paint it Black by the Rolling Stones.
Here's the way I've been playing it - slightly modified to make it sound
better.

"Paint It Black"
by Rolling Stones
Tablature by PAUL PLATOSH

INTRO:

```
   D U D  U D  U                                          |H|H|     |P|P|H|
-----0----0----0--|-----0----0-----0---0-|-----0----0----0---|-------2---------
---5---7----8-----|-10----8-----7----5---|--5----4-----5---7-|-2-4-5----5-4-2-4
------------------|----------------------|-------------------|-----------------
------------------|----------------------|-------------------|-----------------
------------------|----------------------|-------------------|-----------------
------------------|----------------------|-------------------|-----------------


--0---------------|--0-------------------|
--0---------------|--0-------------------|
--0---------------|--0-------------------|
--2---------------|--2-------------------|
--2---------------|--2-------------------|
--0---------------|--0-------------------|
Strum Backwards      Strum Backwards
(FOUR BEATS)         (FOUR BEATS)
```

VERSE:

```
     Em                                                 |S|  |S|  |S|
||----------0---0---0-|-----0---0---0---0-|----0---0---0---0-|-0----0----0----|
||----/---5---7---8---|--10---8---7---5---|--5---4---5---7---|-5-4--4-2--2-4--|
||*--/----------------|-------------------|------------------|---------------*|
||*-/-----------------|-------------------|------------------|---------------*|
```

```
||--------------------|-------------------|------------------|----------------|
||--------------------|-------------------|------------------|----------------|

          I see a red door . . .

                                        ___         _
-----3---2--2--|-----3-2-2--|-----3--3-3---------3---2--|-3-5-3-2-3-|
-----0---3--3--|-----0-3-3--|-----0--0-0---REST--0------|-----------|
-----0---2--2--|-----0-2-2--|-----0--0-0---------0------|-----------|
---------0--0--|-----0-0-3--|--------------------------|-----------|
---------------|------------|--------------------------|-----------|
--0------------|-3----------|--0-----------------------|-----------|

                                  ___
---3--2--2--|------------|-----------|
---0--3--3--|-2--2--2--2-|--4-4-4-4--|
---0--2--2--|-2--2--2--2-|--4-4-4-4--|
------0--0--|-2--2--2--2-|--4-4-4-4--| repeat
------------|------------|-----------|
-0----------|------------|-----------|


Explanation:
The song's real easy, no explanation needed.
|H| = Hammer on
|P| = Pull off
|S| = Slide           _
--- = Quarter note eg: 3

GOOD LUCK!
pardon any mistakes - its from memory.

Rolling Stones -- "Paint it Black"
TABBED by Tim Nevaker: tnevak2@gl.umbc.edu

Capo on 3rd fret
Intro, fingerpicked:

    ^     ^     ^     ^        ^     ^     ^     ^      ^   ^   ^   ^
e:--------0-----1-----3-----|--1-----0---------------|--------------------|
B:--3-----------------------|--3-----3-----3-----2---|--3---5-------0h2h3-|
G:--------------------------|--------2--2------------|--------------------|
D:-----0-----0-----0-----0--|-----0-----------0------|--------------------|
A:--------------------------|------------------------|--------------------|
E:--------------------------|------------------------|--------------------|


    ^   ^     ^
e:--0-------------||
B:------3p2p0-2---||
G:----------------||
D:----------------||
```

```
A:----------------||
E:----------------||
```

Verse:

```
          ^  ^     ^     ^
e:--1--|--------------------1--||
B:--3--|--------------------3--||
G:--2--|--------------------2--||
D:--0--|-----0-----0-----0--0--||
A:-----|--------0-----0-----0--||
E:-----|-----------------------||


    ^        ^     ^     ^        ^     ^     ^     ^
e:-----------------------------|--------------------------||
B:-----------------------------|--------------------------||
G:--0h2p0----------0-----------|--0-----------0h20--------||
D:--------2-----2-----2-----2--|-----2-----2--------3--2--||
A:------------4-----------4----|--------4-----------------||
E:-----------------------------|--------------------------||
```

Verse Melody:

```
    ^  ^  ^  ^     ^  ^  ^  ^     ^     ^  ^  ^     ^  ^       ^
e:--------------|--5-----------|------------------|------------------||
B:-----5--7--8--|-----8--7--5--|--5h75--4--5--7--|--5--4h5p4p2h4----||
G:--------------|--------------|------------------|------------------||
D:--------------|--------------|------------------|------------------||
A:--------------|--------------|------------------|------------------||
E:--------------|--------------|------------------|------------------||
```

Chorus:

```
|  Dm    C     |  F     C     |  Dm          |  Dm          |
|  /  /  /  /  |  /  /  /  /  |  /  /  /  /  |  /  /  /  /  |

|  Dm    C     |  F     C     |  G           |  A           |
|  /  /  /  /  |  /  /  /  /  |  /  /  /  /  |  /  /  /  /  |
```

From Guitar Tab Universe - www.guitartabs.cc [save this file]

#----------------------------------PLEASE NOTE---------------------------------#
#This file is the author's own work and represents their interpretation of the #
#song. You may only use this file for private study, scholarship, or research. #
#---##
#

#----------------------------------PLEASE NOTE---------------------------------#
#This file is the author's own work and represents their interpretation of the #
#song. You may only use this file for private study, scholarship, or research. #
#---#

Date: Sun, 5 Jan 1997 22:52:02 PST
From: John R Bryant
Subject: Play With Fire by The Rolling Stones

Play With Fire

```
(Intro) G  D  G  C  Em
Em
Well you got your diamonds
And you got your pretty clothes
And the chauffeur drives your car
You let everybody know,   but

(chorus) G          D                          C
Em
    Don't   Play  with  me,    Cause   you're  playin'  with  fire.

Em
Your mother,   she's  an   heiress
Own's  a block in  Saint John's  woods
And your  father-----rd  be  there with her
If he only could.        but

(chorus),   instr. chorus

Em
Your old man took her diamonds
And tiara's by the score
Now  she gets  her kicks in Steadly
Not in Knights Bridge   anymore,    so

(chorus)

Em
Now you got some diamonds
And you will add some others
But you better watch your step girl
Or start living with you mother,   so,   (chorus  X 2)
```

(I like this old Rolling Stones song, I hope I got all the words correct, maybe some English chaps understand some of the lingo better than I do, but its still a good rather simple song to learn. Try Em variations while strumming to add a little variety to the verses) This song can be heard on "Big Hits" High Tide and Green Grass, Rolling Stones album and earlier works by the Rolling Stones. submitted by John Bryant, jrbryant@sisna.com

From Guitar Tab Universe - www.guitartabs.cc [save this file]

#---------------------------------PLEASE NOTE---------------------------------#
#This file is the author's own work and represents their interpretation of the #
#song. You may only use this file for private study, scholarship, or research. #
#---##

Prodigal Son - Rolling Stones
>From the album 'Beggars Banquet'
Traditional

Tabbed by Koen van der Drift

Tune your guitar in open E or open D with a capo at the 2nd position. I prefer the last one, because of the lower string tension, so the strings don't break that easily. The TAB is for open E. Only the basic chord shapes are shown. But this should get you on the way. Remember to listen to the record to get the right groove. The song is very repetitive and once you got the feel, it's very easy!

Have fun,

- Koen.

---

open E tuning

Intro:

```
E  |----------------3--0-----------|
B  |---------------------0---------|
G# |-----------------------1p0-0---|
E  |-3-0---0---0--------------------|
B  |-----3--------------------------|
E  |---------3----------------------|
```

The following two chords are played in a very fast strumming pattern. Do not play all six strings all the time, but damp them with you right hand. Every other bar a little riff is played.

```
     E A
E  |-0-0-|---0----0------0-|-0-0-|---0----0------0-|-(0-0-0-0)-|-0-0-|
B  |-0-2-|-----0h2---0h2---|-0-2-|-----0h2---0h2---|-(2-2-3-4)-|-0-2-|
G# |-0-1-|-----------------|-0-1-|-----------------|-(1-1)-----|-0-1-|
E  |-0-0-|-----------------|-0-0-|-----------------|-(0-0-0-0)-|-0-0-|
B  |-0-2-|-----------------|-0-2-|-----------------|0h2-2-3-4--|-0-2-|
E  |-0-X-|-0---------------|-0-X-|-0---------------|-----------|-0-X-|
```

--(1)--- means not necessarily played

Now the singing starts, with the following basic pattern accompanying the singing. The strumming rhythm 'follows' the voice, and I show only the 'chords' played.

```
The poor boy took his father's bread and started down the road
E  |--3---0-----------3---0--------------3---------------0--|
B  |--2---0-----------2---0--------------2---------------0--|
G# |-(0)-(0)----------(0)-(0)------------(0)-------------(0)-|
E  |-------------------------------------------------------|
B  |-------------------------------------------------------|
E  |-------------------------------------------------------|


    Started down the road    Took all he had and started down the road
E  |--7---------------0-----|--0--0-----------------------------------|
B  |--9---------------0-----|--0--2-----------------------------------|
G# |--8---------------0-----|--0--1-----------------------------------|
E  |------------------------|--0--0-----------------------------------|
B  |------------------------|--0--2-----------------------------------|
E  |------------------------|--0--X-----------------------------------|
                             <- the same strumming pattern as above ->


                       Goin' out in this world where God only knows
E  |---0----0------0-|-0--0----------------------------------------|
B  |-----0h2---0h2---|-0--2----------------------------------------|
G# |-----------------|-0--1----------------------------------------|
E  |-----------------|-0--0----------------------------------------|
B  |-----------------|-0--2----------------------------------------|
E  |-0---------------|-0--X----------------------------------------|
                     <-   the same strumming pattern as above   ->


   And that will be the way to get along
E  |-------------------------------------|---0------0------0----|
B  |----(2)------(2)----(3)---(4)--------|------0h2---0h2-------|
G# |----(1)------(1)---------------------|----------------------|
E  |----(0)------(0)----(0)---(0)--------|----------------------|
B  |-----2--------2------3-----4---------|----------------------|
E  |-------------------------------------|-0--------------------|


E  |-------------------------------------|---0------0------0----|
B  |----(2)------(2)----(3)---(4)--------|------0h2---0h2-------|
G# |----(1)------(1)---------------------|----------------------|
E  |----(0)------(0)----(0)---(0)--------|----------------------|
B  |-----2--------2------3-----4---------|----------------------|
E  |-------------------------------------|-0--------------------|
```

The outtro chord is:

```
E  |--2---|
B  |--3---|
G# |--0---|
E  |------|
B  |------|
E  |------|
```

Sorry, no lyrics!

From Guitar Tab Universe - www.guitartabs.cc [save this file]

#---------------------------------PLEASE NOTE-------------------------------#
#This file is the author's own work and represents their interpretation of the#
#song. You may only use this file for private study, scholarship, or research.#
#---#

Date: Wed, 08 Apr 1998 10:27:51 PDT
From: DON CZAR
Subject: r/rolling_stones/respectable.crd

SONG: RESPECTABLE
ARTIST: ROLLING STONES
ALBUM: SOME GIRLS
TAB BY: DON CZARSKI
E-MAIL: guitarzan7@hotmail.com

RESPECTABLE
ROLLING STONES

INTRO: A* D D D D A* E* A*

```
E ----------------------|---------
B --9b--7----9b-9b-9b-7-|-9-7---7-
G --9b------------------|-----9---
D ----------------------|---------
A ----------------------|---------
E ----------------------|---------
```

CHORDS(riff) USED DURING SONG:

```
    A*              D*              E*
E ----------    E ----------    E ----------
B ----------    B ----------    B ----------
G ----------    G ----------    G ----------
D ----------    D -7--7--9--7-  D -9-9-9-9-9-9-
A -7--7--9--7-  A -5--5--5--5-  A -7-7-7-7-7-7-
E -5--5--5--5-  E ----------    E ----------
```

VERSE:

```
  A*
Well now we're respected in society
We don't worry about the things that we used to be
          D*
```

```
      We're talking heroin with the president
                    A*
      If there's a problem sir you better keep the rent
               E*   A
      Uh yes!


VERSE:
       A*
      Well now you're a pillar of society
      You don't worry about the things that you used to be
              D*
      You're ready to take your eye on a grain of power
                A*
      You're an alias liar, the one's has lost
           E*                          A
      Get out of my life, don't come back
           E*                           A
      Get out of my life, don't come back


CHORUS:
       A*
      She's so respectable
      She's so respectable
                  D*
      She's so delectable
                  A*
      She's so respectable
           E*
      Get out of my life
      Don't take my wife
                  A
      Don't come back
           E*
      Get out of my life
      Don't take my wife
                  A
      Don't come back
      What I say!


GUITAR SOLO (IMPROVISE):  over chords --  A*  D*  A*  E*  A*


CHORUS: same as first chorus above


GUITAR SOLO (IMPROVISE):  over chords --  A*  D*  A*  E*  A*
```

```
CHORUS: same as first chorus above but ADD:

            E*
       Get out of my life
       Don't take my wife
                   A                        D   A
       Don't come back, come back, hey


      any questions, comments or corrections e-mail me at:
                  guitarzan7@hotmail.com
```

From Guitar Tab Universe - www.guitartabs.cc [save this file]

#---------------------------------PLEASE NOTE--------------------------------#
#This file is the author's own work and represents their interpretation of the#
#song. You may only use this file for private study, scholarship, or research.#
#--#

From: "DON CZAR"
Subject: r/rolling_stones/rock_and_a_hard_place.crd
Date: Mon, 04 May 1998 09:33:03 PDT

SONG: ROCK AND A HARD PLACE
ARTIST: ROLLING STONES
ALBUM: STEEL WHEELS
TAB BY: DON CZARSKI
E-MAIL: guitarzan7@hotmail.com

ROCK AND A HARD PLACE
ROLLING STONES

**NOTE: THIS SONG BASICALLY IS PLAYED USING 2 SETS OF CHORD PROGRESSIONS OR RIFFS. THE WHOLE SONG CONSISTS OF THE CHORDS: G D F C PLAYED WITH DIFFERENT STRUMMING PATTERNS.

(RIFF 1) (RIFF 2)

```
G         D  F   C          G  D  F   C
/  /////  /  //  /          /  /  //  /
```

INTRO: RIFF 1 -- 4x's

VERSE:
The fields of Eden • (RIFF 2)
Are full of trash • (RIFF 2)
And if we beg and we borrow and steal • (RIFF 2)
We'll never get it back • (RIFF 2)
People are hungry • (RIFF 2)
They crowd around • (RIFF 2)
And the city • (RIFF 2)
Gets bigger as the country comes begging to town • (RIFF 2)

CHORUS:

```
      Stuck between a rock • (RIFF 1)
               •(RIFF 1)
      And a hard place
                   •(RIFF 1)
      Between a rock
               •(RIFF 1)          ••(RIFF 2) -- 2x's
      And a hard place


VERSE:
      This talk of freedom
      And human rights
      Means bullying and private wars
      And chucking all the dust into our eyes
      And peasant people
      Poorer than dirt
      Who are caught in the crossfire
      With nothing to lose but their shirts


CHORUS 2:
      Stuck between a rock
      And a hard place
      Between a rock
      And a hard place
                     •(RIFF 1)
      You'd better stop
                  •(RIFF 1)
      Put on a kind face
                   •(RIFF 1)
      Between a rock
                •(RIFF 1)
      And a hard place


BREAK:
     G
      We're in the same boat
     D
      On the same sea
     F
      And we're sailing south
     C
      On the same breeze
     G
      Guiding dream churches
     D
      With silver spires
     F
      And our rogue children
     C                              (RIFF 1) -- 6x's
```

Are playing loaded dice

CHORUS:

..... You'd better stop

Give me the truth now } NOTE:
Don't want no sham } THIS PART MOSTLY
I'd be hung } SUNG WITH DRUMS
Drawn and quartered for a sheep } PLAYING.
As well as a lamb }

CHORUS:

FADE OUT:

any questions, comments or corrections e-mail me at:

P
E
A
C C C
E E E
D O N

Get Your Private, Free Email at http://www.hotmail.com

From Guitar Tab Universe - www.guitartabs.cc [save this file]

#---------------------------------PLEASE NOTE---------------------------------#
#This file is the author's own work and represents their interpretation of the #
#song. You may only use this file for private study, scholarship, or research. #
#---##
#

Date: Sun, 29 Sep 1996 21:12:26 -0500
From: Patrik_Lundström
Subject: TAB: "Rocks off" by the Rolling Stones

R o c k s o f f
(Jagger-Richards)

Transcribed by: Patrik Lundstrom, patrik.lundstrom@lund.mail.telia.com

About the song: This song is the opening track of the '72 double album
"Exile on Main St."

I know this this isn't exactly how Keith plays it, but this works
quite nice for me anyway. There is no need for the open G tuning
in my version but if you want to you can do so without having to
substitute too much of my tabing. Occasionally I tune down the
A-string to a G which enables me to do Stones chording and still
play lead on the higher strings the way I'm used to. Experiment
yourself. Since the right timing is hard to show in tablature, I
haven't even tried to get it right. Listen to the record and you
will get the feel. Last but not least, I'm not a very accomplished
guitar-player or Stones interpreter but I hope this will help
someone to play one of the greatest songs of all times,

Patrik

intro:

3 times

```
E---------------------------------:||
B---9--9--10--9-----------------:||
G---9--9--9---9-----------------:||
D---9--9--11--9------------9--9--:||
A-----------------9--9--9--9--9--:||
E-----------------6--6--6--7--7--:||
```

2 times

```
E-----------------------:||
B---9--9--9------9------:||
G---9--9--9------9------:||
D---9--9--9--11-----11--:||
A-----------------------:||
E-----------------------:||
```

fill 1:

```
E-----------------------------------|
B---9--9--9------9-------9---10--9----|
G---9--9--9------9-------9---9---9----|
```

```
D---9--9--9--11-----11---9---11--9----|
A-------------------------------------|
E-------------------------------------|
```

chorus:
8 times

```
E---------------:||-------|-------|
B---4--4--5--4--:||---2---|---9---|
G---4--4--4--4--:||---2---|---9---|
D---4--4--6--4--:||---2---|---9---|
A---------------:||-------|-------|
E---------------:||-------|-------|
```

chorus fill: (Bobby Keys' and Jim Price's parts actually)

```
E--------------------|
B--------------------|
G---13--13--11--10---|
D---15--15--13--11---|
A--------------------|
E--------------------|
```

That is all tab I will supply you with. Now on to lyrics and chords

verse:

```
        w/ fill 1       w/ fill 1
| A | B | E | E | A | B | E | E | A | A |

| A | A | B | B | B | B | A | E |
```

chorus:
w/ chorus part & fill when you feel like it

```
| B | B | B | B | B | B | B | B | A | E |
```

bridge:

```
| F#/A# | F#/A# | F# | F# | C#m | C#m |
| F#/A# | F#/A# | F# | F# | C#m | C#m | B | B |
```

I hear you talking when I'm on the street
Your mouth don't move but I can hear you speak
What's the matter with the boy
He don't come around no more
Is he checking out for sure

Is he gonna close the door on me

I'm always hearing voices on the street
I want to shout but I can hardly speak
I was making love last night
To a dancer friend of mine
I can't seem to stay in step
'Cause she come every time she pirouettes over me

But I only get my rocks off when I'm sleeping
I only get my rocks off when I'm dreaming

I'm zipping through the days at lightning speed
Plug in flush out and fire that fucking feed
Heading for the overload
Splattered on a dusty road
Kick me like you kicked before
I can't even feel the pain no more

But I only get my rocks off when I'm sleeping
I only get my rocks off when I'm dreaming

Feel so mesmerized can't describe that scene
Feel so hypnotized all that inside me

The sunshine bores the daylights out of me
Chasing shadows moonlight mystery
Heading for the overload
Splattered on a dusty road
Kick me like you kicked before
I can't even feel the pain no more

But I only get my rocks off when I'm sleeping
I only get my rocks off when I'm dreaming

From Guitar Tab Universe - www.guitartabs.cc [save this file]

#----------------------------------PLEASE NOTE----------------------------------#
#This file is the author's own work and represents their interpretation of the #
#song. You may only use this file for private study, scholarship, or research. #
#---##
Message-Id: <199403101531.AA29116@lux.latrobe.edu.au>

>From: bault@sr.hp.com (Bob Ault)

Subject: CRD Ruby Tuesday - Rolling Stones

Ruby Tuesday

Rolling Stones

```
Am        C     F         G        C

She would never say where she came from

Am         D     F      C       G

Yeasterday don't matter if it's gone

Am        D7     G      Am        D7      G

While the sun is bright or in the darkest night

           C      G

Noone knows, she comes and goes

C      G   C                       G          C

Good - bye Ruby Tuesday, who could hang a name on you

C         G          Bb    F

When you change with every new day

G               C        G

Still I'm gonna miss you


Don't question why she needs to be so free
```

Tell you it's the only way to be

She just can't be chained to a life where nothings gained

And nothings lost, at such a cost

Goodbye Ruby Tuesday, who could hang a name on you

When you change with every new day

Still I'm gonna miss you

There's no time to lose I heard her say

She'll cash your dreams before they slip away

Dying all the time, lose your dreams and you'll lose your mind

Aint life unkind

Goodbye Ruby Tuesday, who could hang a name on you

When you change with every new day

Still I'm gonna miss you

Just Bob

>Subject: CRD: Stones ---Ruby Tuesday

>From: SELD1020@HASARA11.SARA.NL (Hans van der Hof)

Ruby Tuesday

```
Bm          A       G       A7              D
She would never say   where she came from
Bm       A       G     A
```

```
Yesterday don't matter if it's gone
Bm7       E7           A
While the sun is bright
   Bm7    E7            A7
Or in the darkest night
             D                    A
No one knows    she comes and goes



chorus:
D   A7   D
Goodbye Ruby Tuesday
          A7         D
Who could hang a name on you
          A7          D7      G
When you change with every new day
A7                  D     Asus
Still I'm gonna miss you

bridge: Asus///Bm/A/G/A7/Dsus/D/



Don't question why she needs to be so free
She'll tell you it's the only way to be
She justcan't be chained
To a life where nothing's gained
```

And nothing's lost at such a cost

chorus:

There's no time to lose I heard her say

Cash your dreams before they slip away

Dying all the time

Lose your dreams and you

Will lose your mind ain't life unkind

chorus:

Enjoy,

Hans

Date: Thu, 20 Jul 1995 10:59:24 +0200 (MET DST)
From: "Dipl.-Ing. Wolfgang Kruell"
Subject: /r/rolling_stones/ruby_tuesday.crd

from: kruell@sent5.uni-duisburg.de
       Wolfgang Kruell

Rolling Stones : Ruby Tuesday

```
 e         D     C   D7             G
She would never say where she came from.
 e       D       C              D
Yesterday don't matter if it's gone.
 e         A7      D       e       A7      D7
While the sun is bright or in the darkest night
        G                    D
no one knows, she comes and goes.

 G   D7   G
Goodbye, Ruby Tuesday,
```

```
           D7       G
Who could hang a name on you ?
           D7         C
When you change with ev'ry new day.
  D7             G    D7
Still I'm gonna miss you.

 e              D       C    D7        G
Don't question why she needs to be so free.
 e           D            C          D
She'll tell you it's the only way to be.
 e        A7       D            e          A7         D7
She just can't be chained to a life where nothing's gained
               G               D
and nothing's lost, at such a cost.

 G   D7   G
Goodbye, Ruby Tuesday,
           D7       G
Who could hang a name on you ?
           D7         C
When you change with ev'ry new day.
  D7             G    D7
Still I'm gonna miss you.

 e           D         C    D7           G
"There's no time to loose", I heard her say.
 e          D     C                D
Cash your dreams before they slip away.
 e     A7       D     e         A7        D7
Dying all the times, lose your dreams and you
               G                D
will lose your mind, ain't life unkind.

 G   D7   G
Goodbye, Ruby Tuesday,
           D7       G
Who could hang a name on you ?
           D7         C
When you change with ev'ry new day.
  D7             G    D7
Still I'm gonna miss you.
```

From Guitar Tab Universe - www.guitartabs.cc [save this file]

```
#----------------------------------PLEASE NOTE-------------------------------#
#This file is the author's own work and represents their interpretation of the #
#song. You may only use this file for private study, scholarship, or research. #
#-----------------------------------------------------------------------------##
Received: from animal-farm.nevada.edu by redrock.nevada.edu (5.65c/M1.4)
        with SMTP id ; Fri, 16 Apr 1993 07:19:21 -0700
Received: from odin.diku.dk by animal-farm.nevada.edu id ; Fri, 16 Apr 1993 07:19:18
-0700
Received: from ask.diku.dk by odin.diku.dk with SMTP id AA20667
  (5.65+/IDA-1.3.5 for jamesb@nevada.edu); Fri, 16 Apr 93 16:19:13 +0200
Received: by ask.diku.dk id AA21202
  (5.65+/IDA-1.3.5 for jamesb@nevada.edu); Fri, 16 Apr 93 16:19:12 +0200
From: zenmast@diku.dk
Message-Id: <9304161419.AA21202@ask.diku.dk>
Subject: Rolling Stones: Ruby Tuesday.chopro
To: jamesb@animal-farm.nevada.edu
Date: Fri, 16 Apr 1993 16:19:11 +0100 (METDST)
X-Mailer: ELM [version 2.4 PL20]
Content-Type: text
Content-Length: 921

{title:Ruby Tuesday}
{st:Rolling Stones}
[Am]She would [C]never [F]say [G]where she came [C]from
[Am]Yesterday [C]don't [F]matter [C]if it's [G]gone
[Am]While the [D7]sun is [G]bright
[Am]Or in the [D7]darkest [G]night
No one [C]knows  she comes and [G]goes

{c:Chorus}
     [C]Good[G]bye [C]Ruby Tuesday
     Who could [G]hang a name[C] on you
     [C]When you [G]change with [Bb]ev'ry [F]new day
     [G]Still I'm gonna [C]miss you[G]

Don't question why she needs to be so free
She'll tell you it's the only way to be
She just can can't be chained
To a life where nothing's gained
And nothing's lost  at such a cost

{c:Chorus}

There's no time to loose I heard her say
Cash your dream before they slip away
Dying all the time
Lose your dreams and you
will loose your mind  ain't life unkind

{c:Chorus}
```

```
#
# Submitted to the ftp.nevada.edu:/pub/guitar archives
# by Morten Kringelbach
# April 1993
```

From Guitar Tab Universe - www.guitartabs.cc [save this file]

```
#---------------------------------PLEASE NOTE--------------------------------#
#This file is the author's own work and represents their interpretation of the #
#song. You may only use this file for private study, scholarship, or research. #
#----------------------------------------------------------------------------##
#
```

Date: Wed, 27 Mar 1996 06:52:46 -0500
From: Irene Puzinas

Here is an arrangement by Phillip Corke of Ruby Tuesday by the Rolling Stones. It is bascially the melody of the whole song. (more like the piano played in the song)

4/4 time standard tuning
/w fingers
key of G

```
E--0---0-------3--------|------------------------|-------------2-0-----|
B----1---1---3----------|--1----------0---------|---------0-3-----3---|
G------0---------0------|----0---0--2-----------|-----0-2-------------|
D------------------0----|------2----------------|---0-----------------|
A--3---------2----------|--0--------------------|---------------------|
E-----------------------|-----------2-----2-----|---3-----------------|

E--0---0-------3--------|--------------------|----3-3-3---3----3-2-----|
B----1---1---3----------|--1-----------0-3---|----3-3-3---3----3-3-----|
G------0---------0------|----0---0-2---------|----2-2-2---2----2-2-----|
D------------------0----|------2-----2-------|--0---------0------------|
A--3---------2----------|--0-------0---------|-------------------------|
E-----------------------|--------------------|-------------------------|

E--------2-5-3-2------|--0---0---3---3----|------0-3-2-0------|
B------3---7-5-3-3----|----0---0---2--3---|-----3--------3----|
G----2-----------2----|------0------------|----2--------------|
D--0------------------|--2----------------|--0----------------|
A---------------------|----------0--------|-------------------|
E---------------------|-------------------|-------------------|

E--0---0---3-----3--|--------------------|---------3-2-0-----|
B----3---3---2------|--3-------0-1----0--|-------0-------3---|
G------0-------2----|----2---2-----------|------2------------|
D-------------------|------0-------0-----|----0--------------|
A----------0--------|--------------------|-------------------|
E--0----------------|--2-----------------|--3----------------|
```

```
E--------------------|----3-3-3---3--2---|--7-------5--------|
B--0---------0----3---|----3-3-3---3--3---|--8-------7--------|
G----2---0-2----------|----2-2-2---2--2---|--0-0-0-0----------|
D------0--------------|--0---------0------|----------0-0-0-0--|
A--------------------|-------------------|-------------------|
E--3------------3-----|-------------------|-------------------|


E--8---7-5----3-------|--7---7---5---5---|---8---7---5---3------|
B--8---8-7----0-------|--8---8---7---7---|---8---8---7---0------|
G--0-0-0-0-0--0-0-0---|--0-0-0-0---------|---0-0-0-0-0-0-0-0-0--|
D--------------------|----------0-0-0---|----------------------|
A--------------------|------------------|----------------------|
E--------------------|------------------|----------------------|


E--7---7-----5---5-----|--3---3--3----3---|--5-5-5-7--8------7---|--)2---|
B----8---8-----7---7---|----1----1----1---|--7-7-7-8--8------8---|--(3---|
G--0-------------------|------2--0----0---|-----------0----------|--(2---|
D------------0---------|--3---------------|--0-------------------|--)0---|repeat
A--------------------|---------3----3---|----------------------|-------|
E--------------------|------------------|----------------------|-------|
```

There it is classical guitarists! Any comments or concerns, e-mail me at: implgp@idirect.com

From Guitar Tab Universe - www.guitartabs.cc [save this file]

#---------------------------------PLEASE NOTE--------------------------------#
#This file is the author's own work and represents their interpretation of the#
#song. You may only use this file for private study, scholarship, or research.#
#--#

Date: Wed, 08 Apr 1998 09:59:24 PDT
From: DON CZAR
Subject: r/rolling_stones/sad_sad_sad.crd

SONG: SAD SAD SAD
ARTIST: ROLLING STONES
ALBUM: STEEL WHEELS
TAB BY: DON CZARSKI
E-MAIL: guitarzan7@hotmail.com

SAD SAD SAD
ROLLING STONES

INTRO: F C F C F C F

VERSE:

```
  G
Fling you out into orbit
                          C      F   C
No one's going to hear you shout
     G
And fools aren't going to follow
                          C      F   C
You don't send the sleaze about
```

CHORUS:

```
            F   C   G
Now you're sad sad sad
 F   C   G
Sad sad sad
 F   C   G
Sad sad sad
                    C      F   C
But you're gonna be fine
```

VERSE:

```
The elephant's in the bedroom
```

```
       Throwing all his weight about
       And I'm locked up in the bathroom
       You're screams are gonna drown me out


CHORUS:
       Now you're sad sad sad
       Sad sad sad
       Sad sad sad
       But you're gonna be fine


BREAK:

 F  C
       I got a cold chill
 F  C
       I get a cool thrill
                Eb
       Are you ready for the gilded cage
                F
       Are you ready for the tears of rage
        Bb            Eb                        C
       Come on baby, don't let them drown you out


INSTRUMENTAL: -  SOLO OVER VERSE CHORDS  -


CHORUS: - ( 2x's )

        Now you're sad sad sad
        Sad sad sad
        Sad sad sad
        But you're gonna be fine


OUTRO:*
        You're gonna be fine  }    * play - C  F -  until end
        You're gonna be fine  }
        You're gonna be fine  }
        You're gonna be fine  }


        any questions, comments or corrections e-mail to:
                   guitarzan7@hotmail.com
```

From Guitar Tab Universe - www.guitartabs.cc [save this file]

#---------------------------------PLEASE NOTE--------------------------------#
#This file is the author's own work and represents their interpretation of the#
#song. You may only use this file for private study, scholarship, or research.#
#--#

Date: Wed, 08 Apr 1998 09:44:31 PDT
From: DON CZAR
Subject: r/rolling_stones/saint_of_me.crd

SONG: SAINT OF ME
ARTIST: ROLLING STONES
ALBUM: BRIDGES TO BABYLON
TAB BY: DON CZARSKI
E-MAIL: guitarzan7@hotmail.com

SAINT OF ME
ROLLING STONES

CAPO: 1st fret

*INTRO: E A A E E A A E A E

*NOTE: "roll" A and E chords to get the sound
at the beginning of the intro, throw in
a pinkie here and there, and do a couple
of A slides. I think you'll get it.

VERSE:

```
  E
Saint Paul the persecutor
        A
Was a cruel and sinful man
       E
Jesus hit him with a blinding light
      A
And then his life began
        E     A
I said yeah
        E     A
I said yeah
```

VERSE:

```
Augustin knew temptation
He loved women, wine and song
And all the special pleasures
Of doing something wrong
```

```
       I said yeah
       I said yeah

CHORUS:
                E        D        A
       I said yeah, oh yeah, oh yeah
                                    E
       You'll never make a saint of me
           D         A
       Oh yeah, oh yeah
                                    E    A    E    A
       You'll never make a saint of me

VERSE:
       And could you stand the torture
       And could you stand the pain
       Could you put your faith in Jesus
       When you're burningin the flames
       I said yes

VERSE:
       I do believe in miracles
       And I want to save my soul
       And I know that I'm a sinner
       I'm gonna die here in the cold
       I said yes, I said yeah

*CHORUS*:
       I said yeah, oh yeah, oh yeah
       You'll never make a saint of me
       Oh yeah, oh yeah
       You'll never make a saint of me

       I said yeah, oh yeah, oh yeah
       You'll never make a saint of me
       Oh yeah, oh yeah
       You'll never make a saint of me

       I said yeah, oh yeah, oh yeah
       You'll never make a saint of me
       Oh yeah, oh yeah
                                    D   A  D
       You'll never make a saint of me

INTERLUDE:
           A                       D    A  D
       I thought I heard an angel cry
           A                       D
       I thought I saw a teardrop falling from his eye
```

INSTRUMENTAL: A D A D A D A E

VERSE:
John the Baptist was a martyr
But he stirred up Herod's hate
And Salome got her wish
To have him served up on a plate

I said yeah
I said yeah

CHORUS:

INTERLUDE:
I thought I heard an angel cry
I thought I saw a teardrop fall from his eye
I thought I saw an angel cry

You'll never make a saint of me } E A to fade
You'll never make a saint of me }

any comments, questions or corrections e-mail to:
guitarzan7@hotmail.com

From Guitar Tab Universe - www.guitartabs.cc [save this file]

#---------------------------------PLEASE NOTE---------------------------------#
#This file is the author's own work and represents their interpretation of the #
#song. You may only use this file for private study, scholarship, or research. #
#---##
Received: from nevada.edu (animal-farm.nevada.edu) by redrock.nevada.edu (5.65c/M1.4)
        with SMTP id ; Sun, 11 Oct 1992 23:34:02 -0700
Received: from csd4.csd.uwm.edu by animal-farm.nevada.edu. id aa13413;
          11 Oct 92 23:22 PDT
Received: by csd4.csd.uwm.edu; id AA08946; Mon, 12 Oct 92 01:22:06 -0500
Date: Mon, 12 Oct 92 01:22:06 -0500
From: "Scott A. Yanoff"
Message-Id: <9210120622.AA08946@csd4.csd.uwm.edu>
To: jamesb@nevada.edu
Subject: CRD: SaltoftheEarth (Rolling Stones)

Salt of the Earth by Jagger and Richards

(keith sings four lines)
E   B   E   A E (repeat)
lets drink to the hard working people
lets drink to the lowly of birth
raise your glass to the good and the evil
lets drink to the salt of the earth
(mick sings the rest)
say a prayer for the common foot soldier
spare a thought for his back breaking work
say a prayer for his wife and his children
who burn the fires and who still till the earth

(E A) (E A) (E A) (E) (E)
C#m   G#m   (repeat)
and when i search a faceless crowd
a swirling mass of gray and
F#m
black and white
G#m
they don't look real to me
A   B(7)
in fact, they look so strange
(B(7))

raise your glass to the hard working people
lets drink to the uncounted heads
lets think of the wandering millions
who need leaders but get gamblers instead

spare a thought for the stay at home voter
his empty eyes gaze at strange beauty shows
and a parade of the gray suited grafters
a choice of cancer or polio

and when i...

lets drink to the hard working people
lets think of the lowly of birth
spare a thought for the rag taggy people
lets drink to the salt of the earth

lets drink to the hard working people
lets drink to the salt of the earth
lets think of the two thousand million
lets think of the humble of birth

From Guitar Tab Universe - www.guitartabs.cc [save this file]

#----------------------------------PLEASE NOTE----------------------------------#
#This file is the author's own work and represents their interpretation of the #
#song. You may only use this file for private study, scholarship, or research. #
#---##

Received: from LUGA.latrobe.edu.au (luga.latrobe.edu.au [131.172.2.2]) by
post-office.nevada.edu (8.6.4/8.6.4) with SMTP id IAA20470 for ; Thu, 10 Mar 1994
08:31:34 -0800
Received: from lux.latrobe.edu.au by LUGA.latrobe.edu.au with SMTP id AA13614
  (5.67a/IDA-1.5/LTU-1.0 for); Fri, 11 Mar 1994 01:31:45 +1000
Received: by lux.latrobe.edu.au (5.67a/Ultrix3.0-C)
        id AA29127; Fri, 11 Mar 1994 01:31:43 +1000
Date: Fri, 11 Mar 1994 01:31:43 +1000
From: cscsj@lux.latrobe.edu.au (Junacko)
Message-Id: <199403101531.AA29127@lux.latrobe.edu.au>
To: jamesb@NEVADA.EDU
Subject: Rolling Stones - Salt Of The Earth

>From: yanoff@csd4.csd.uwm.edu (Scott A. Yanoff)

>Subject: CRD:Salt of the Earth (Stones)

Salt of the Earth by Jagger and Richards

(keith sings four lines)

E   B   E   A E (repeat)

lets drink to the hard working people

lets drink to the lowly of birth

raise your glass to the good and the evil

lets drink to the salt of the earth

(mick sings the rest)

say a prayer for the common foot soldier

spare a thought for his back breaking work

say a prayer for his wife and his children

who burn the fires and who still till the earth

(E A) (E A) (E A) (E) (E)

C#m G#m (repeat)

and when i search a faceless crowd

a swirling mass of gray and

F#m

black and white

G#m

they don't look real to me

A B(7)

in fact, they look so strange

(B(7))

raise your glass to the hard working people

lets drink to the uncounted heads

lets think of the wandering millions

who need leaders but get gamblers instead

spare a thought for the stay at home voter

his empty eyes gaze at strange beauty shows

and a parade of the gray suited grafters

a choice of cancer or polio

and when i...

lets drink to the hard working people

lets think of the lowly of birth

spare a thought for the rag taggy people

lets drink to the salt of the earth

lets drink to the hard working people

lets drink to the salt of the earth

lets think of the two thousand million

lets think of the humble of birth

--


```
 _/\ _ !\ _         @           Milwaukee, WI - A Great Place by a Great Lake

!  _! !! ! !_  ~~  @ ~  ~~

! ! ! !! ! ! !~~__=||_~ ~~~          *** Computing Services Division ***

! ! ! _! ! ~~~ ~\____/  ~~~ yanoff@csd4.csd.uwm.edu
```

From Guitar Tab Universe - www.guitartabs.cc [save this file]

#---------------------------------PLEASE NOTE--------------------------------#
#This file is the author's own work and represents their interpretation of the #
#song. You may only use this file for private study, scholarship, or research. #
#--##
From: James T. Morris
Subject: TAB: Satisfaction - The Rolling Stones

(I Can't Get No) Satisfaction

Words and music by Mick Jagger & Keith Richards C1965

Main Riff (continue pattern)

```
E-|-----------------------------------------------------------|
B-|-----------------------------------------------------------|
G-|-----------------------------------------------------------|
D-|-----------------------------------------------------------|
A-|-2--2----2--4--5----5--5--4--2--2--------------------------|
E-|-----------------------------------------------------------|
```

```
E              A             E              A
I can't get no satisfaction  I can't get no satisfaction

             E              B7             E          A
Cause I try__   and I try___    and I try__  and try__


                      (start main riff)
A     E               A  D       A       E             A  D
I can't get no                   I can't get no

 A    E               A  D        A      E             A  D
When I'm driving  in my car    and the man comes on the radio

A     E               A  D        A      E             A  D
he's telling me more and more   about some useless information

A      E              A   D       A      E             A  D
supposed to drive my imagination  I can't get no


     A      E    (NC)       E     A  D      A      E         A D
Oh no  no  no    hey  hey  hey          That's what I say
```

From Guitar Tab Universe - www.guitartabs.cc [save this file]

```
#----------------------------------PLEASE NOTE--------------------------------#
#This file is the author's own work and represents their interpretation of the #
#song. You may only use this file for private study, scholarship, or research. #
#-----------------------------------------------------------------------------##
From: ericb@arkaroo2.ecr.mu.oz.au (Enrico_Giuseppe BETTIO)
Subject: CRD: I Cant Get No Satisfaction - Rolling Stones

Here's what I got:

(I can't get no) Satisfaction     - Rolling Stones
------------------------------

Riff:

E---------------------------------
B---------------------------------
G---------------------------------
D--------------------------------- over and over during verses
A-2--2~~---2-4-5~~-----5-5^4-4^2--- ^ = pull off or slide
E---------------------------------


chorus:
E
  I can't get no
A
  satisfaction
E
  I can't get no
A
  satisfaction
         E          B7
And I try, and I try,
         E          A
and I try, and I try.

(with riff)
        E       A
I cant get no
        E       A
I cant get no


          E            A
When Im driving in my car
          E                A
And that man comes on the radio
          E                   A
And he's tellin' me more and more
```

```
           E             A
about some useless information
             E            A
Supposed to fire my imagination
          E          A
I can't get no
            tacet
Oh no no no
          E       A
hey hey hey
               E       A
thats what I say
```

When I'm watching my t.v.
And a man comes on and tells me
How white my shirts could be
But he cant be a man cos he doesnt smoke
The same cigarettes as me
I cant get no,
no no no.

When I'm riding 'round the world
And I'm doing this and I'm signing that
And Im trying to meet some girl
And tell me "Baby better come back maybe next week,
Cos you see I'm on a losin' streak"
I cant get no,
no no no.
hey hey hey

I cant get no.....
..
..

seeya
eric

From: cscsj@lux.latrobe.edu.au (Junacko)

From: BRYAMI@morekypr

Subject: Re: I can't get no...satisfaction

Undercover - The Rolling Stones Mailing List

Steve,

The fingering I usually use is (in standard tuning) the low 'E' string open on the 2cd fret of the 'A' string.
For the F#, the index finger plays low 'E' string, 2cd fret while
the ring finger gets the 'A' string, 4th fret.
For the G, just move both fingers up one fret: index 'E' string, third fret and ring finger 'A' string, 5th fret.

Since I am primarily a rhythm player, I use a simple strum pattern on the chorus. I usually strike the strike the chord and let it ring for seven beats. Then I strum four sixteenth notes and move on to the next chord.

I hope I'm clear on that...It's kind of hard to describe...

The tab you sent over the list helped me greatly...especially on "Paint it Black". I seem to have alot f trouble copying minor-key songs..
Thanks for the 'G' tuning tip.

From Guitar Tab Universe - www.guitartabs.cc [save this file]

#---------------------------------PLEASE NOTE--------------------------------#
#This file is the author's own work and represents their interpretation of the #
#song. You may only use this file for private study, scholarship, or research. #
#--##
Received: from LUGA.latrobe.edu.au (luga.latrobe.edu.au [131.172.2.2]) by
post-office.nevada.edu (8.6.4/8.6.4) with SMTP id IAA20414 for ; Thu, 10 Mar 1994
08:30:16 -0800
Received: from lux.latrobe.edu.au by LUGA.latrobe.edu.au with SMTP id AA13631
  (5.67a/IDA-1.5/LTU-1.0 for); Fri, 11 Mar 1994 01:33:40 +1000
Received: by lux.latrobe.edu.au (5.67a/Ultrix3.0-C)
        id AA29170; Fri, 11 Mar 1994 01:33:39 +1000
Date: Fri, 11 Mar 1994 01:33:39 +1000
From: cscsj@lux.latrobe.edu.au (Junacko)
Message-Id: <199403101533.AA29170@lux.latrobe.edu.au>
To: jamesb@nevada.edu
Subject: Rolling Stones - Shake Your Hips

>From: v201lrxa@ubvms.cc.buffalo.edu (L'Angelo Misterioso)

>Subject: Re: TAB: Shake Your Hips (Stones)

In article , v201lrxa@ubvms.cc.buffalo.edu (L'Angelo Misterioso) writes...

>   Here's the first installment of my series of Rolling Stones tabs.

>They're not all complete, but main riffs and chords are pretty accurate.

>

>Shake Your Hips (Exile on Main Street)

>Open G tuning (D G D G B D)

>D------------------------------

>B------------------------------

>G--0-0--0-0-0-0--0-----0--0----

>D--0-0--0-0-0-0--0-----0--0----

>G--0-0--0-0-0-0--0-3p0h5--5p0--

>D------------------------------

>

>This is the prevalent figure throughout the song. It's played like

>'La Grange' or 'My Head's In Mississippi' by ZZ Top. Real easy.

OOOPS! I should have added that you need to capo your guitar to the second fret, and play the tab as open strings.

mike

From Guitar Tab Universe - www.guitartabs.cc [save this file]

#---------------------------------PLEASE NOTE--------------------------------#
#This file is the author's own work and represents their interpretation of the#
#song. You may only use this file for private study, scholarship, or research.#
#--#

Date: Thu, 09 Apr 1998 05:54:03 PDT
From: DON CZAR
Subject: r/rolling_stones/she_was_hot.crd

SONG: SHE WAS HOT
ARTIST: ROLLING STONES
ALBUM: UNDERCOVER
TAB BY: DON CZARSKI
E-MAIL: guitarzan7@hotmail.com

SHE WAS HOT
ROLLING STONES

INTRO:

(IMPLIED CHORDS)
G G D G G G D OPEN G G G D OPEN G

```
E ---3--3--2-|--3--3--3--2--0--|--3--3--3--2--0---3-----
B ---3--3--3-|--3--3--3--3--3--|--3--3--3--3--3---3-----
G ------------|-----------------|-------------------------
D ------------|-----------------|-------------------------
A ------------|-----------------|-------------------------
E ------------|-----------------|-------------------------
```

VERSE:

```
 G
New York was cold and damp
T.V. is just a blank
D                          G
Looks like another dead end Sunday
```

VERSE:

```
 G
What about an early night
Monday never feels so bright
 D                          G
Ooh the sheets feel cold and lonely
```

```
VERSE:
        G
       Who wants to brave the pouring rain
       For a glass of French champagne?
        D                                                  G
       Well grab a cab, grab a cap and baby, come right by


CHORUS:
                   C
       And she was hot - as she kissed my mouth
              Em
       She was hot - as I wiped her brow
               D
       She was hot - she pinned me to the ground
               Am
       She was quick - she knew her way around
               C
       She was hot - as she tore my clothes
              Em
       She was hot - she had no place to go
               D                             G
       She was hot - on a cold and rainy night


VERSE:
       Detroit was smokey grey
       Nothing like the good old days
       Well I got a fever that I'm fighting

VERSE:
       I don't need your company
       Leave me in my misery
       I can take the rebound just like lightning


CHORUS:
       And she was hot - in a 50's dress
       She was hot - her lips were flashing red
       I was lost - in her burning flesh
       I was hot - I was dripping sweat
       She was hot - in the Detroit snow
       She was hot - she had no place to go
       She was hot - on a cold and rainy night


INSTRUMENTAL:  SOLO OVER VERSE CHORDS -- 2x's


CHORUS:
```

And she was hot - and I had the blues
She was hot - honey where were you?
If you were in my shoes
You would be excused
She was hot - you can never wait
She was hot - never hesitate
She was hot - on a cold and rainy night

VERSE:
I think I'm going off the rails
Riding down the pleasure trails
I was taking passion where you find it

VERSE:
Honey when you were young and fresh
And you need the touch of your flesh
Go take the treasure where you find it

CHORUS:
And she was hot - in the melted snow
She was hot in the molten glow
She was hot - she got it in the blood
She was hot - like the dam that bursts
She was strong - she was strong and true
She was black - and her eyes were blue
She was lost - and she took a chance
At just a brief romance

CHORUS:
Down the avenue
Into the lost bayou
I nto the tall bamboo
Back to the human zoo
I wish you all the best
I hope we meet again
On a cold Chicago night

CHORUS:
```
          C
She was hot
         Em
She was hot
          D
She was hot hot hot
         Am
She was hot hot hot
          C
```

```
      She was hot hot hot
              Em
      She was hot hot hot
               D
      She was hot hot hot
              Am
      She was hot hot hot
               C
      She was hot hot hot
              Em
      She was hot hot hot


FADE OUT:
```

any questions, comments or corrections e-mail me at:
guitarzan7@hotmail.com

From Guitar Tab Universe - www.guitartabs.cc [save this file]

From: DON CZARSKI
To: rob@getinyourcrib.com
Subject: SHE'S A RAINBOW - ROLLING STONES (BETTER VERSION)
Date: Monday, July 26, 1999 3:08 PM

SONG: SHE'S A RAINBOW
ALBUM: MORE HOT ROCKS (BIG HITS AND FAZED COOKIES)
ARTIST: ROLLING STONES
TAB BY: DON CZARSKI
E-MAIL: guitarzan7@hotmail.com

SHE'S A RAINBOW
ROLLING STONES

INTRO: PLAYED ON GUITAR INSTEAD OF PIANO (F)

```
E -8--10--11--13--15--18--17--17--17--15--18--17--
B -------------------------------------------------
G -------------------------------------------------
D -------------------------------------------------
A -------------------------------------------------
E -------------------------------------------------
```

THEN BASICALLY THE SAME WITH SOME IMPROVISING.

I'M NOT DOING THE WHOLE PIANO PART JUST THE BEGINNING TO INTRODUCE THE SONG BECAUSE I THINK IT IS ESSENTIAL. PLAY THE F BARRE CHORD ON THE 8th FRET WITH A FUNKY, QUIRKY PICKING PATTERN NOW.

THE ENTIRE SONG IS THE FOLLOWING BARRE CHORDS:
F - 8th FRET
Eb & Bb & Bb7 - 6th FRET

```
F  Bb                          Eb
     She comes in colors ev'rywhere
                Bb
She combs her hair
              Bb7 Bb
She's like a rainbow
                        Eb
Coming, colors in the air
          Bb
```

```
Oh, everywhere
              F       Bb  -----  BACK TO INTRO
She comes in colors

F Bb                              Eb
     She comes in colors ev'rywhere
                Bb
She combs her hair
              Bb7 Bb
She's like a rainbow
                        Eb
Coming, colors in the air
           Bb
Oh, everywhere
              F      Bb ---- BACK TO INTRO PLUS PLAY ALL THE CHORDS
She comes in colors           IN THE FIRST VERSE.

                               F
Have you seen her dressed in blue?
See the sky in front of you
And her face is lik a sail
Speck of white so fair and pale
                        Bb
Have you seen a lady fairer?
                             Eb
She comes in colors ev'rywhere
                Bb
She combs her hair
              Bb7 Bb
She's like a rainbow
                        Eb
Coming, colors in the air
           Bb
Oh, everywhere
              F      Bb
She comes in colors

                             F
Have you seen her all in gold?
Like a queen in days of old
She shoots her colors all around
Like a sunset going down
                        Bb
Have you seen a lady fairer?
                             Eb
She comes in colors ev'rywhere
```

```
               Bb
She combs her hair
             Bb7 Bb
She's like a rainbow
                       Eb
Coming, colors in the air
          Bb
Oh, everywhere
              F     Bb ---- LIKE INTRO THEN  F  Bb    Eb   Bb
She comes in colors       (ADD PICK SCRAPES)

             Bb7 Bb
She's like a rainbow
                       Eb
Coming, colors in the air
          Bb
Oh, everywhere
              F     Bb
She comes in colors
```

ANY QUESTIONS, COMMENTS OR CORRECTIONS E-MAIL TO:
guitarzan7@hotmail.com

```
      P
      E
      A
    C C C
   E  E  E
  D   O   N
```

Get Free Email and Do More On The Web. Visit http://www.msn.com

From Guitar Tab Universe - www.guitartabs.cc [save this file]

#---------------------------------PLEASE NOTE--------------------------------#
#This file is the author's own work and represents their interpretation of the#
#song. You may only use this file for private study, scholarship, or research.#
#--#

Date: Wed, 08 Apr 1998 09:39:23 PDT
From: DON CZAR
Subject: r/rolling_stones/shes_so_cold.crd

SONG: SHE'S SO COLD
ARTIST: ROLLING STONES
ALBUM: EMOTIONAL RESCUE
TAB BY: DON CZARSKI
E-MAIL: guitarzan7@hotmail .com

SHE'S SO COLD
ROLLING STONES

INTRO: 2x's (mute strings)

```
E ---------------------------------------------
B ---------------------------------------------
G ---------------------------------------------
D ---------------------------------------------
A ----------------------3--3--3--3--3--0--3--0-
E -3--3--3--3--3--0--3--------------------------
```

THEN: G C G C F G *NOTE: play as barre chords
/ / / / / / on 1st and 3rd frets

```
 G                  C
I'm so hot for her, I'm so hot for her
 F                  G
I'm so hot for her, and she's so cold
 G                  C
I'm so hot for her, I'm on fire for her
 F                     G
I'm so hot for her and she's so cold

 G                    C
I'm the burning bush, I'm the burning fire
 F                  G
I'm the bleeding volcano
 G                  C
I'm so hot for her, I'm so hot for her
 F                     G                G  C  F  G
```

I'm so hot for her and she's so cold

*NOTE: at this point chord progression is the same as above:
G C F G

Yeah, I tried re-wiring her, tried re-firing her
I think her engine is permanently stalled
She's so cold she's so cold
She's so cold cold cold
Like a tombstone
She's so cold, she's so cold
She's so cold cold cold like an ice cream cone
She's so cold she's so cold
I dare not touch her my hand just froze G C F G

Yeah, I'm so hot for her, I'm so hot for her
I'm so hot for her and even so
Put your hand on the heat, put your hand on the heat
Aw C'mon baby, let's go

She's so cold, she's so cold. cold, she's so c-c-c-cold
But she's beautiful, though

Yeah, she's so cold

INSTRUMENTAL: * G F C G -- 3x's *NOTE: play these barre chords
G C F G -- 2x's on the 8th and 10th frets

*NOTE: continue G C F G progression for rest of song

She's so cold, she's so cold
She was born in an arctic zone
She's so cold, she's so cold, cold, cold
I dare not touch her my hand just froze

She's so cold, she's so goddamn cold
She's so cold cold cold, she's so cold G C F G

Who would believe you were a beauty indeed
When the days get shorter and the nights get long
Lie awake when the rain comes
Nobody will know, when your old
When your old, nobody will know
That you was a beauty, a sweet sweet beauty
A sweet sweet beauty, but stone stone cold

You're so cold, you're so cold, cold, cold
You're so cold, you're so cold

```
      I'm so hot for you, I'm so hot for you
      I'm so hot for you and you're so cold

      I'm the burning bush, I'm the burning fire
      I'm the bleeding volcano

       G   C   F   G -- 3x's and fade out
```

any questions, comments, or corrections please e-mail me at:
guitarzan7@hotmail.com

From Guitar Tab Universe - www.guitartabs.cc [save this file]

#---------------------------------PLEASE NOTE--------------------------------#
#This file is the author's own work and represents their interpretation of the#
#song. You may only use this file for private study, scholarship, or research.#
#--#

Date: Mon, 27 Apr 1998 14:01:31 +0200 (MET DST)
From: Pietro Donatini
Subject: r/rolling_stones/shine_a_light.crd

Title : SHINE A LIGHT
Artist : Rolling Stones
Album : Exile on main street (1972)

SHINE A LIGHT (The Rolling Stones)

```
C                        G
Saw you stretched out in Room Ten O Nine
       Am                        G
With a smile on your face and a tear right in your eye
F                     C          G    F               C   G
Couldn't see to get a line on you, my sweet honey love
```

Berber jew'lry jangling down the street
Make you shut your eyes at ev'ry woman that you meet
Could not seem to get a high on you, my sweet honey love

chorus

```
 C                          G
 May the good Lord shine a light on you
 Am         F            C              G
 Make every song you sing your favorite tune
 May the good Lord shine a light on you
 Warm like the evening sun
```

Well, you're in the alley, baby, with your clothes all torn
And your late night friends leave you in the cold gray dawn
Just seemed too many flies on you, I can't brush them off
Angels beating all their wings in time
With smiles on their faces and a gleam right in their eyes
Thought I heard on sigh for you
Come on up, come on up, now, come on up now

chorus

From Guitar Tab Universe - www.guitartabs.cc [save this file]

#---------------------------------PLEASE NOTE--------------------------------#
#This file is the author's own work and represents their interpretation of the #
#song. You may only use this file for private study, scholarship, or research. #
#---##
#

SILVER TRAIN By Keith Richards & Mick Jaggar Tabbed by Jamie Mayer

From the ROLLING STONES album GOATS HEAD SOUP, another version can be found on JOHNNY WINTER'S STILL ALIVE AND WELL. Hopefully this can be posted under both as there is really not much to be found under Johnny Winter.

The main riff goes as follows and is played at the beginning and many times throughout

```
e -------------------------3--3--3------------
B-------------------------0--0--0------------
G-----2H4--2-4-2-0----0--0--0------------
D-----0--0--0-0-0-0----0--0--0------------
A-------------------------2--2--2------------
E-------------------------3--3--3------------
```

```
G
Silver train kept a comin, Think I'm gonna get on down, Oh Yeah, Oh Yeah
Silver train kept a comin, Think I'm gonna get on down, Oh Yeah, Oh Yeah
Silver rain kept a fallin, Fallin up around my house, Oh Yeah, Oh Yeah
Silver rain kept a fallin, Fallin up around my house, Oh Yeah, Oh Yeah,  And I

D                       G
did not know her name,  no I

D               G
Did not know her name, but I

C                     D                       G
Sure like the way she left when she called me honey
```

Some of the words are hard to make out and there is a lot more guitar than the riff above but this is basically the song.

From Guitar Tab Universe - www.guitartabs.cc [save this file]

#----------------------------------PLEASE NOTE----------------------------------#
#This file is the author's own work and represents their interpretation of the #
#song. You may only use this file for private study, scholarship, or research. #
#---##
#

#----------------------------------PLEASE NOTE----------------------------------#
#This file is the author's own work and represents their interpretation of the #
#song. You may only use this file for private study, scholarship, or research. #
#---#

Date: Fri, 20 Dec 1996 12:48:08 -0500
From: Jamie Mayer
Subject: TAB :

SILVER TRAIN by Keith Richards & Mick Jaggar, Tabbed by Jamie Mayer

>From the STONES album GOATS HEAD SOUP, another version can be found on JOHNNY WINTER'S STILL ALIVE AND WELL. Hopefully this can be posted under both as there is not much to be found under Johnny Winter.

The main riff goes as follows and is played at the beginning and many times throughout

```
e----------------------3--3--3-----------
B----------------------0--0--0-----------
G-----2H4--2-4-2-0------0--0--0-----------
D-----0-0--0-0-0-0------0--0--0-----------
A----------------------2--2--2-----------
E----------------------3--3--3-----------
```

```
G
Silver train kept a comin, Think I'm gonna get on down, Oh Yeah, Oh Yeah
Silver train kept a comin, Think I'm gonna get on down, Oh Yeah, Oh Yeah
Silver rain kept a fallin, Fallin up around my house, Oh Yeah, Oh Yeah
Silver rain kept a fallin, Fallin up around my house, Oh Yeah, Oh Yeah, And I

D                 G
did not know her name, no I

D                G
Did not know her name, but I

C                     D                     G
Sure like the way she left when she called me honey
```

Some of the words are hard to make out and there is a lot more guitar than the riff above, but this is basically the song.

From Guitar Tab Universe - www.guitartabs.cc [save this file]

#----------PLEASE NOTE----------#
#This file is the author's own work and represents their interpretation of the #
#song. You may only use this file for private study, scholarship, or research. #
#----------##
Received: from LUGA.latrobe.edu.au (luga.latrobe.edu.au [131.172.2.2]) by
post-office.nevada.edu (8.6.4/8.6.4) with SMTP id IAA00286 for ; Thu, 10 Mar 1994
08:55:14 -0800
Received: from lux.latrobe.edu.au by LUGA.latrobe.edu.au with SMTP id AA13639
  (5.67a/IDA-1.5/LTU-1.0 for); Fri, 11 Mar 1994 01:34:17 +1000
Received: by lux.latrobe.edu.au (5.67a/Ultrix3.0-C)
        id AA29189; Fri, 11 Mar 1994 01:34:16 +1000
Date: Fri, 11 Mar 1994 01:34:16 +1000
From: cscsj@lux.latrobe.edu.au (Junacko)
Message-Id: <199403101534.AA29189@lux.latrobe.edu.au>
To: jamesb@nevada.edu
Subject: Rolling Stones - Sister Morphine

From: rick@maya.demon.co.uk (Rich Tebb)

Subject: TAB: Sister Morphine (Rolling Stones)

Anyone who attempts this one, I would really appreciate your feedback

because I'm tabbing it quickly and I may well have made some mistakes.

I CRDed the whole song because the chords change from verse to verse.

There are of course other little twiddly bits than the 2 fills I've

tabbed, but I'm sure you'll get the picture...

I'm not even going to attempt to tab Ry Cooder's slide guitar for

this- are there any tab conventions for slide?

Sister Morphine

==========

Artist: The Rolling Stones

Writer: Mick Jagger/Keith Richard

Album: Sticky Fingers

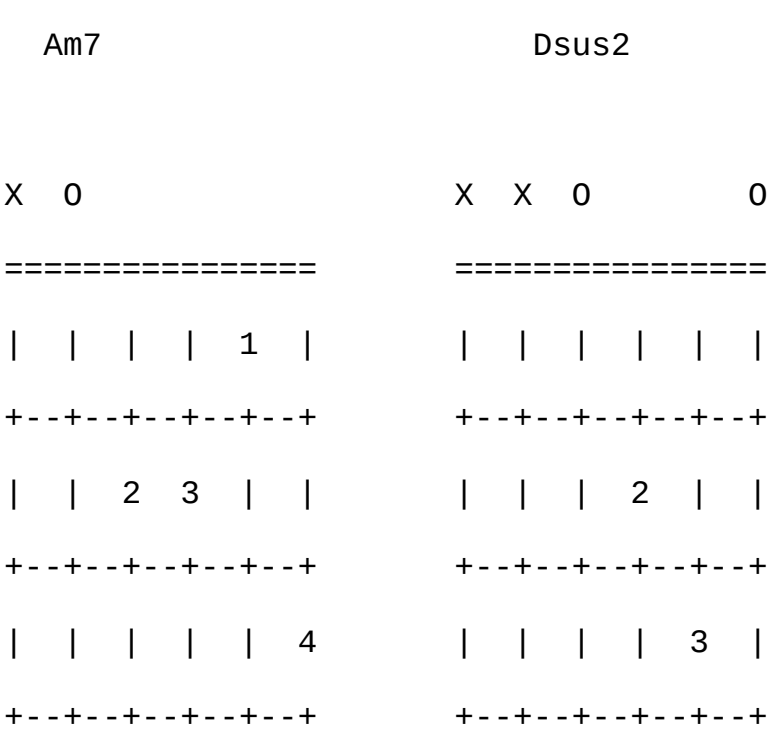

Intro:

Am7 Am Am7 Am

Am7 Am Am7 Am

Here I lie in my hospital bed

Dsus2 Am Dsus2 Am

Tell me, Sister Morphine, when are you coming round again?

G F *[fill 1]

Oh, and I don't think I can wait that long

C G F Am

```
Oh you see    I'm not that strong


Am7  Am  Am7


    Am                          Am7            Am
The scream of the ambulance is sounding in my ears
Dsus2           Am    *[fill 2]Dsus2                Am
Tell me, Sister Morphine, how long have I been lying here?
G                       F
What am I doing in this place?
E                           F
Why does the doctor have no face?
G                          F
Oh, I can crawl across the floor
          Am          F                           Am
Can't you see, Sister Morphine, I'm trying to score.


        Am7           Am             Am7            Am
Well it just goes to show things are not what they seem-
Dsus2          Am                Dsus2           Am
Please, Sister Morphine, turn my nightmares into dreams.
G                           F
Oh can't you see I'm fading fast?
        Am       F              Am
And the big shot     will be my last.
```

```
Am7          Am                Am7                       Am
Sweet cousin cocaine, lay your cool cool hands on my head
Dsus2            Am              Dsus2       Am
Oh c'mon Sister Morphine, better make up my bed
    G                           F
Cos you know and I know in the morning I'll be dead
        Am             F             E                            Am
You can sit around and watch all the clean white sheets stained red.
```

Fill 1

```
  F                           Fsus2 F
e|1-------1-----1-|1---1---1---1---|1-------1-------|----------------|
B|1-------1-----1-|1---1---1---1---|1-------1-------|------------0---|
G|2-------2-----2-|2---2---2---0---|2-------2-------|------------0---|
D|3-------3-----3-|3---3---3---3---|3-------3-------|------------0---|
A|3-------3-----3-|3---3---3---3---|3-------3-------|----0---2-------|
E|----------------|----------------|----------------|----------------|
  ^   ^   ^   ^    ^   ^   ^   ^    ^   ^   ^   ^    ^   ^   ^   ^
```

```
  C                               G
e|----------------|----------------|--------------3-|----------------|
B|1-------1-------|1-----------1---|0-------------0-|----------------|
```

```
G|0-------0-------|0-------0H2-0---|0-------0-----0-|0---0---0---0---|
D|0--H2---2-------|2---0H2---------|0-------0-----0-|0---0---0---0---|
A|3-------3-------|3---------------|2-------2-------|2---2---2---2---|
E|----------------|----------------|3-------3-------|3---3---3---3---| etc.
  ^   ^   ^   ^    ^   ^   ^   ^    ^   ^   ^   ^    ^   ^   ^   ^
          Oh you see                          That I'm not     that...
```

```
Fill 2
  Am                                Dsus2
e|--------------0-|----------------|0-------0-----0-|0---0---0---0---|
B|1-------1-----1-|1---------------|3-------3-----3-|3---3---3---3---|
G|2-------2-----2-|2---0H2-----0---|2-------2-----2-|2---2---2---2---|
D|2-------2-----2-|2-------0H2-----|0-------0-------|0---0---0---0---|
A|0-------0-------|0---------------|----------------|----------------|
E|----------------|----------------|----------------|----------------| etc.
  ^   ^   ^   ^    ^   ^   ^   ^    ^   ^   ^   ^    ^   ^   ^   ^
  Morphine                    How  long have I          been lying...
```

```
l+p
black rick
```

"Have a good time, _all_ the time" - Viv Savage

From Guitar Tab Universe - www.guitartabs.cc [save this file]

#---------------------------------PLEASE NOTE--------------------------------#
#This file is the author's own work and represents their interpretation of the#
#song. You may only use this file for private study, scholarship, or research.#
#--#

Date: Thu, 07 May 1998 00:19:59 +0000
From: Ted Saxlid
Subject: r/rolling_stones/sittin_on_a_fence.crd

SITTIN' ON A FENCE by THE ROLLING STONES from the album FLOWERS

Chords by: Ted Saxlid.

```
F#                 Ab7                          C#
Since I was young I've been very hard to please
F#      Ab7                C#
And I don't know wrong from right
F#
But there is one thing I could never understand
Ab7
Some of the sick things that a girl does to a man, so

C#         F#              Ab      C#          F#                  Ab
I'm just sittin' on a fence you can say I got no sense
C#                     Eb                  Ab7              C#
Tryin' to make up my mind really is too hard a bind
F#         Ab7           C#
So I'm sittin' on a fence

F#            Ab7           C#
All of my friends at school grew up and settled down
F#              Ab7                  C#
Then they mortgaged up their lives
F#
When things got set too much but I think it's true
Ab7
They just get married ´cause they´ve nothing else to do, so

C#         F#              Ab      C#          F#                  Ab
I'm just sittin' on a fence you can say I got no sense
C#                     Eb                  Ab7              C#
Tryin' to make up my mind really is too hard a bind
F#         Ab7           C#
So I'm sittin' on a fence

F#        Ab7           C#
The day can come when you get old and sick and tired of life
```

```
F#          Ab7          C#
You just never rea-lise
F#
Maybe the choice you made wasn´t really right
Ab7
But you go out and you don´t come back at night, so


C#         F#              Ab      C#          F#                  Ab
I'm just sittin' on a fence you can say I got no sense
C#                    Eb                 Ab7              C#
Tryin' to make up my mind really is too hard a bind
F#         Ab7           C#
So I'm sittin' on a fence
```

From Guitar Tab Universe - www.guitartabs.cc [save this file]

#---------------------------------PLEASE NOTE--------------------------------#
#This file is the author's own work and represents their interpretation of the#
#song. You may only use this file for private study, scholarship, or research.#
#--#

Date: Wed, 15 Apr 1998 08:08:27 PDT
From: DON CZAR
Subject: r/rolling_stones/sitting_on_a_fence.crd

SONG: SITTING ON A FENCE
ARTIST: ROLLING STONES
ALBUM: HOT ROCKS
TAB BY: DON CZARSKI
E-MAIL: guitarzan7@hotmail.com

SITTING ON A FENCE
ROLLING STONES

CAPO 1st FRET:

**INTRO: (IMPLIED CHORDS) - C F G C F G C F G C
/ / / /// /// //// /// //// ////

VERSE:

```
      F                              G             C
       Since I was young I've been very hard to please
      F       G                      C
       And I don't know wrong from right
      F
       But there is one thing I could never understand
      G
       Some of the sick things that a girl does to a man, so
```

CHORUS:

```
      C          F             G
       I'm just sitting on a fence
      C         F             G
       You can say I got no sense
        C             F
       Trying to make up my mind
        G             C
       Really is too horrifying
      F        G            *C    *NOTE: hold C chord 3 times
```

So I'm sitting on a fence

VERSE:
All of my friends at school grew up and settled down
And they mortgaged up their lives
One things not said too much, but I think it's true
They just get married cause there's nothing else to do, so

CHORUS:

CHORUS:

VERSE:
The day can come when you get old and sick and tired of life
You just realize
Maybe the choice you made wasn't really right
But you go out and you don't come back at night, so

CHORUS: -- to END

**NOTE: HERE IS MY ATTEMPT TO TAB OUT THE INTRO, VERSE AND CHORUS
I THINK THAT MOST OR ALL OF IT IS CORRECT. EVEN IF IT
ISN'T ALL CORRECT IT STILL SOUNDS GOOD TO ME.

NOTE: (all notes are relative to the position of the capo)

USE THIS FOR THE:
INTRO:first part of the VERSE and first part of the CHORUS

```
E -------------------|---------------|------------------------------
B -------------------|---------------|------------------------------
G -0-2-4-5-5-5-4-2-0-|-------0-------|------0--0--0--0--0--0--0-----
D -------------------|-0-2-3---3-2-2-|-0--3--3--3--3--2--2--2--2----
A -------------------|---------------|------------------------------
E -------------------|---------------|------------------------------
```

CONTINUED: ADD THIS IN INTRO C
PLAY 3x's

```
E ---------------|------------------|------|------------------------
B ---------------|------------------|--1---|------------------------
G -0--0--0--0--0-|------0--0--0--0--|------|------------------------
D --3--3--3--3---|--2/3--3--3--3----|--2---|------------------------
A ---------------|------------------|--3---|------------------------
```

```
E ---------------|------------------|------|-----------------------
```

USE THIS FOR THE:

second half ot the VERSE (But this is one thing.....)

and the second half of the CHORUS (Trying to make up .....)

```
E --------------|-----------|-----------------------------------------|
B --------------|-----------|-----------------------------------------|
G --5-5-5-4-2-0-|-------0---|-----------------------------------2-4-5-|
D --------------|-0-2-3---3-|-0-2-3--0-2-3--0-2-3-3--0-2-3---5-------|
A --------------|-----------|-----------------------------------------|
E --------------|-----------|-----------------------------------------|
```

any questions, comments or corrections e-mail me at:
guitarzan7@hotmail.com

From Guitar Tab Universe - www.guitartabs.cc [save this file]

#----------PLEASE NOTE----------#
#This file is the author's own work and represents their interpretation of the#
#song. You may only use this file for private study, scholarship, or research.#
#----------#

From: "DON CZAR"
Subject: r/rolling_stones/slave.crd
Date: Mon, 04 May 1998 10:17:19 PDT

SONG: SLAVE
ARTIST: ROLLING STONES
ALBUM: TATTOO YOU
TAB BY: DON CZARSKI
E-MAIL: guitarzan7@hotmail.com

```
                          SLAVE
                      ROLLING STONES

INTRO:  -- 3x's
                                      sl.
          (B)                  (E)    /  D  D   A  A
       E ----------------------------------5--5---5--5--
       B ----------------------------------7--7---5--5--
       G ----------------------------------7--7---6--6--
       D ----------------------------------7--7---7--7--
       A ----------------------------------5--5---7--7--
       E --5-7--5-7---5-7-7-5-2-0-0--0-0---5--5---5--5--

*NOTE:
      I PREFER PLAYING BARRE CHORDS INSTEAD FOR THE INTRO FOR
      A CHUNKIER SOUND. (LIKE THIS):

                        *(RIFF 1)
                                     sl.
                  B               E   /  D   A
                  //  //  //////  ///   //  //

VERSE:     PLAY (RIFF 1) DURING VERSE

        Do it, do it, do it, do it, do it
        Do it, do it, do it, do it, do it
        Do it, do it, do it, do it


CHORUS:
       B  E                    B
```

```
        Don't want to be your slave
       B  E                    B
        Don't want to be your slave
       B  E                    B
        Don't want to be your slave
```

THEN: INTRO (RIFF 1) -- 3x's (NO SINGING)

CHORUS: PLAY & SING

THEN: INTRO (RIFF 1) -- 1x (NO SINGING)

VERSE 2:

```
        Twenty four hours a day
        Hey, why don't you go down to the supermarket
        Get something to eat, steal something off the shelves
        Pass by the liquor store
        Be back about quarter to twelve
```

CHORUS: Don't want to be your slave -- 6x's

INTRO (RIFF 1) -- 9x's

CHORUS: Don't want to be your slave -- 3x's

INTRO (RIFF 1) -- 3x's

CHORUS: -- 3x's

VERSE: 10,000x's TO FADE OUT

NOTE:
***** LISTEN TO THE RECORD FOR TIMING, ETC.

any questions, comments or corrections e-mail me at:
guitarzan7@hotmail.com

```
          P
          E
          A
        C C C
       E  E  E
      D   O   N
```

_____
Get Your Private, Free Email at http://www.hotmail.com

From Guitar Tab Universe - www.guitartabs.cc [save this file]

#---------------------------------PLEASE NOTE--------------------------------#
#This file is the author's own work and represents their interpretation of the#
#song. You may only use this file for private study, scholarship, or research.#
#--#

From: "DON CZAR"
Subject: r/rolling_stones/slipping_away.crd
Date: Thu, 14 May 1998 05:08:31 PDT

SONG: SLIPPING AWAY
ARTIST: ROLLING STONES
ALBUM: STEEL WHEELS
TAB BY: DON CZARSKI
E-MAIL: guitarzan7@hotmail.com

SLIPPING AWAY
ROLLING STONES

CAPO: 2nd FRET

INTRO: -- play this 2x's

```
                (D)
E --------------x----|--------------|
B---------------7----|--------------|
G --------------7----|--------------|
D --------------x----|--------------|
A --------------x----|--------------|
E ---5-5-5-5----x----|---5-5-5-5----|
(muted slightly)
```

VERSE:

```
     C
     Guess it's just another dream
            G
     That's  slipping away
    C
     Each time I fall asleep
                 G
     It seems I'm  drifting away
    C
     Just as you have touched my heart
      D               D7
     Babe I wake and we're apart
```

```
       G               D         G
      Yeah, and it's slipping away


VERSE:
      Here comes just another day
      That's drifting away
      Every time I draw a breath
      It's dying away
      First the sun and then the moon
                                  G
      One of them will be around soon
      D           G
      Slipping away
      D           G
      Slipping away


VERSE:
  C  G
      Drifting away
  C  G
      Slipping away, yeah

      Just as you have touched my heart
      I wake up babe and we're apart
      It seems we're slipping away
      Slipping away
      Slipping away


BREAK:
      Bb            Eb
      All I want is ecstacy
          Bb               Eb
      But I ain't getting much
            Bb             Eb
      Just getting off on misery
          Bb                 Eb     D  G
      It seems I've lost my touch


VERSE:
      Well it's just another song
      But it's slipping away
      Well we didn't sing it long
      'Cos it's fading away
      First the sun and then the moon
      One of them will be round soon
      Slipping away
      Slipping away
```

Slipping away

OUTRO:

```
D               C     G
Slipping  a-wa-a-a-a-ay  -- repeat 11x's and FADE OUT
```

any questions, comments or corrections e-mail me at:
guitarzan7@hotmail.com

```
      P
      E
      A
    C C C
   E  E  E
  D   O   N
```

_____
Get Your Private, Free Email at http://www.hotmail.com

From Guitar Tab Universe - www.guitartabs.cc [save this file]

#---------------------------------PLEASE NOTE--------------------------------#
#This file is the author's own work and represents their interpretation of the#
#song. You may only use this file for private study, scholarship, or research.#
#--#

Date: Sun, 26 Apr 1998 22:01:46 +0100
From: Benjamin Reed
Subject: r/rolling_stones/soul_survivor.crd

Soul Survivor

by the Rolling Stones

from 'Exile on Main Street' - 1972
written by Jagger-Richards
transcribed by Benjamin Reed. breed@globalnet.co.uk

the chords (open g tuning)
LEAVE THE 6 STRING OFF
G D G B D
5 4 3 2 1

D - 77777
D2- 77987
Bb - 33333
Bb2 - 33543
G- 00000
G2 - 00210
C- 55555
C2 -57565
F- all fretted at 10

verse

```
D2  D  Bb Bb2  Bb G G2 G
               When waters is rough,
D2  D  Bb Bb2  Bb G G2 G
               Sailing is tough
D2  D  Bb Bb2  Bb G G2 G
               I`ll will drown in your love
```

bridge

```
C                                    F
```

```
youve got a cut throat crew, Im gonna sink under you
Bb                              C                   D
I got the bell bottom blues, Its gonna be the death of me


verse
=====
D2  D  Bb Bb2  Bb G G2 G
               Its the graveyard watch
D2  D  Bb Bb2  Bb G G2 G
               running right on the rocks
D2  D  Bb Bb2  Bb G G2 G
               Ive taken all of the knocks

bridge
=====
C                                        F
Aint giving me no quarter, Id rather drink sea water
Bb                                    C              D
I wish Id never had brought yer, Its gonna  be the death of me

chorus
======
C           C2   C  repeat riff 3-4 times
Soul Survivor

verse
=====
D2  D  Bb Bb2  Bb G G2 G
               when youre flying the flag
D2  D  Bb Bb2  Bb G G2 G
               my confidence sags
D2  D  Bb Bb2  Bb G G2 G
               ill be packing my bags

bridge
=====
C                            F
stow away at sea, there`ll be a mutiny
Bb                         C                    D
Ill get off on bail(?) Its gonna be the death of me


chorus
======
C           C2   C  repeat riff 3-4 times
Soul Survivor
```

From Guitar Tab Universe - www.guitartabs.cc [save this file]

#---------------------------------PLEASE NOTE--------------------------------#
#This file is the author's own work and represents their interpretation of the#
#song. You may only use this file for private study, scholarship, or research.#
#--#

Date: Wed, 08 Apr 1998 09:52:53 PDT
From: DON CZAR
Subject: r/rolling_stones/sparks_will_fly.crd

SONG: SPARKS WILL FLY
ARTIST: ROLLING STONES
ALBUM: VOODOO LOUNGE
TAB BY: DON CZARSKI
E-MAIL: guitarzan7@hotmail.com

SPARKS WILL FLY
ROLLING STONES

INTRO: G C G -- 2x's

VERSE:

```
 G
You'd better grease up
 C7
I'm coming back
       G                   C7
You're going to catch fire, pyromaniac
       G
You'd better shape up
 C7
You'd better get set
     G
I'm gonna burn up
C7
In the smoke of a jet
```

CHORUS:

```
 G              D
Sparks will fly when I finally get myself
 G                D
Back on you baby
 G              D
Sparks will fly when I get myself
 G                D
```

```
       Back to you baby
     C         G
       You're going to find out
     C             G
       Going to scream and shout
     C                  G
       We're going to pierce through this drought
                                        G  C  G
       Sparks will fly, sparks will fly



VERSE:
       You'd better stand back
       The flames are high
       Better get help
       Can't stop the fire
       Bell's going to ring
       Hear the alarms
       Better tell the fire chief
       To quit playing cards


CHORUS:
       Sparks will fly when I finally get myself
       Back on you baby
       Sparks will fly when I get myself
       Back on you baby
       I'm gonna step on the gas
       I want to get there really fast
       I want to fuck your sweet ass
       Sparks will fly
       Sparks will cry
       Sparks will fly


INSTRUMENTAL:  C7   G6 --4x's


BREAK:
       D
       I had a good sniff around
       Along old hunting grounds
       But I have never found
       A woman so hot


CHORUS:
       Sparks will fly when I finally get myself
       Back on you baby
       Sparks will fly when I finally get myself
```

```
      Back to you baby
      My fingers are crossed
      The time that we lost
      I'm in total chaos
      Sparks will fly
      Sparks will fly
      Sparks will fly

OUTRO:     G   D
```

any questions, comments or corrections please e-mail me at:
guitarzan7@hotmail.com

From Guitar Tab Universe - www.guitartabs.cc [save this file]

#----------PLEASE NOTE----------#
#This file is the author's own work and represents their interpretation of the#
#song. You may only use this file for private study, scholarship, or research.#
#----------#

Date: Wed, 29 Apr 1998 05:08:08 PDT
From: DON CZAR
Subject: r/rolling_stones/star_star.crd

SONG: STAR STAR
ARTIST: ROLLING STONES
ALBUM: GOATS HEAD SOUP
TAB BY: DON CZARSKI
E-MAIL: guitarzan7@hotmail.com

```
                          STAR STAR
                       ROLLING  STONES


CAPO: 3rd FRET

INTRO:

E ---------5--7---5-5-5----------------------  *NOTE: on the B string
B - 5/- 7*--------5-5-5---8-7-5--------------         strike the note
G -------------------------------5-6---------         on the 5th fret
D -----------------------------------7------         and slide to the
A -------------------------------------------         7th fret but do
E -------------------------------------------         not strike the
                                                      note on the 7th
                                                      fret.

VERSE:
       D                    A
      Baby, baby, I've been so sad since you've been gone
       D
      Way back to New York City
       A
      Where you do belong
        G
      Honey, I missed your two tongue kisses,
       D
      Legs wrapped around me tight
            A
      If I ever get back to Fun City, girl
            G
      I'm gonna make you scream all night.


VERSE:
      Honey, honey, call me on the telephone,
```

I know you're movin' out to Hollywood
With your can of tasty foam
All those beat up friends of mine
Got to get you in their books
And lead guitars and movie stars
Get their toes beneath your hook.

CHORUS:

```
                  A                          G
Yeah! You're a star fucker, star fucker, star fucker,
               D
Star fucker, star
          A                          G
Yeah!, a star fucker, star fucker, star fucker,
               D
Star fucker, star
   A                         G                            D
A star fucker, star fucker, star fucker, star fucker, star
```

VERSE:
Yeah, I heard about you Polaroid's
Now that's what I call obscene,
Your tricks with fruit was kind of cute,
I bet you keep your pussy clean.
Honey, I miss your two tone kisses,
Legs wrapped around me tight.
If I ever get back to New York, girl
Gonna make you scream all night.

CHORUS:

VERSE:
Yeah, Ali McGraw got mad with you
For givin' head to Steve McQueen,
Yeah, and me we made a pretty pair,
Fallin' through the Silver Screen
Honey, I'm open to anything
I don't know where to draw the line
Yeah, I'm makin' bets that you gonna get
(You man) before he dies
(John Wayne)

CHORUS: REPEAT A MILLION TIMES TO FADE

any questions, comments or corrections e-mail me at:
guitarzan7@hotmail.com

From Guitar Tab Universe - www.guitartabs.cc [save this file]

#----------------------------------PLEASE NOTE---------------------------------#
#This file is the author's own work and represents their interpretation of the #
#song. You may only use this file for private study, scholarship, or research. #
#--##
#

#----------------------------------PLEASE NOTE---------------------------------#
#This file is the author's own work and represents their interpretation of the #
#song. You may only use this file for private study, scholarship, or research. #
#--##
Date: Mon, 4 Oct 93 13:39:43-030
From: andres%darwin.cesup.UFRGS.BR@UICVM.UIC.EDU (Andre Schwantes)

Start Me Up (Jagger/Richards)
Rolling Stones

Riff:

```
B|---5---6-6-|--5---6-6--|---5-6-5---|
G|---5---5-5-|--5---5-5--|---5-5-5---|
D|---5---7-7-|--5---7-7--|---5-7-5---|
```

repeat with the rhythm:

```
D|--3--5--3-------|
A|--1--1--1-------|
```

{chorus}
[C] [F] [Eb] [C]
[C]

If you start me up, start me up
I'll never stop
I feel running hot
You got me reaped
You gotta go watch out

You make a grown man cry
Start up a fire with the gasoline
I wont soothe whatever fllame, flame, shame

```
      Start me up
      If you start me up
      Gonna start until it's all you got
      I can't complete
      With the honesty a lover keeps
      If you roughet it up
      If you locked me up
      If you start me up

      Ride up the wind at double speed
      I'll take you to place that you'll never say
```

Excuse me any mistake, it's from memory.

#Andre Schwantes andres@vortex.ufrgs.br

Porto Alegre
Rio Grande do Sul, Brasil

Date: Wed, 4 Sep 1996 23:54:59 +1000 (EST)
From: Michael Vriesekolk
Subject: Start Me Up by the Rolling Stones

My first post to this site, so I hope it looks ok :)

As with a lot of Rolling Stones songs, Keith Richards tunes his guitar to an 'open G' (low to high: D,G,D,G,B,D) tuning. The 6th (lowest) string is removed when playing this song. Another more or less trademark of Richards.

```
Intro:                      P          M   M
D----|----------------|----------------|----------------|----------------|
B--5-|:-6-6---------5-|--6-6-5-5-5-6---|----------------|--------3-3-3-5:|
G--5-|--5-5---------5-|--5-5-5-5-5-5-0-|3---3---3---3-3-|----3---3-3-3-5-|
D--5-|:-7-7---------5-|--7-7-5-5-5-7-0-|3---5---3---5-3-|--3-5-3-3-3-3-5:|
G--5-|--------------5-|--5-5-5-5-5-5-0-|3---3---3-3---3-|--3-3-3-------5-|
```

That repeats a few times up until the Chorus. Here is the Chorus

```
Chorus:
  *
D-5-|----------------|---------------------------------|----------------|
B-5-|----5---5-------|--10----10--10--10--------------|----5---5-------|
G-5-|----5---5-7-7/10|--10----10--10--10--8---7---5---|----5---5-7-7/10|
D-5-|----5---5-7-7/10|--10----10--10--10--8---7---5---|----5---5-7-7/10|
G-5-|----5---5-7-7/10|--10----10--10--10--8---7---5---|----5---5-7-7/10|

D |-------------------------------|
```

```
B |10------10--10--10--------------|
G |10------10--10--10--8---7---5---|
D |10------10--10--10--8---7---5---|
G |10------10--10--10--8---7---5---|
```

* = This chord is not really played. You already played it (the last chord in the intro) The chord is just carried into the chorus.

Note that I have also not tabbed in the lowest string.

P = pull-off.
M = muted note.
/ = slide up.
: = repeat.

Any probs, feel free to mail me.

Have fun :)
Mike.

From Guitar Tab Universe - www.guitartabs.cc [save this file]

#----------------------------------PLEASE NOTE----------------------------------#
#This file is the author's own work and represents their interpretation of the #
#song. You may only use this file for private study, scholarship, or research. #
#---##

Received: from LUGA.latrobe.edu.au (luga.latrobe.edu.au [131.172.2.2]) by
post-office.nevada.edu (8.6.4/8.6.4) with SMTP id JAA04731 for ; Thu, 10 Mar 1994
09:30:22 -0800
Received: from lux.latrobe.edu.au by LUGA.latrobe.edu.au with SMTP id AA13655
  (5.67a/IDA-1.5/LTU-1.0 for); Fri, 11 Mar 1994 01:35:08 +1000
Received: by lux.latrobe.edu.au (5.67a/Ultrix3.0-C)
        id AA29209; Fri, 11 Mar 1994 01:35:06 +1000
Date: Fri, 11 Mar 1994 01:35:06 +1000
From: cscsj@lux.latrobe.edu.au (Junacko)
Message-Id: <199403101535.AA29209@lux.latrobe.edu.au>
To: jamesb@nevada.edu
Subject: Rolling Stones - Stray Cat Blues

From: euakan@eua.ericsson.se (Theo Kanter)

Subject: Re: TAB & REQ: Stray Cat Blues

COULD SOMEBODY BE SO KIND TO POST THE LYRICS TO STRAY CAT BLUES BY

THE ROLLING STONES?

As for the TAB: Keith & Mick played it different on different records.

VERSE:

D-C-G-F

D-C-G-F

D-C-G-F

D-C-G-F

CHORUS:

```
                A-A6-A7

                C-C6-C7
```

1) Acoustic intro

I do not have my guitar beside my workstation but I'll try to remember:

```
            tie    tie                    tie     tie                strumming

    D       /\    /   \             C     /\      /\                  G    G F

e !----------------2-3-2-----------!--------------------------------!----!----!

B !-----------------------3-------!-----------------------1--------!----!----!

G !----------0-2-------------------!---------------0-2--------------!----!----!

D !-0------------------------------!-------0-2----------------------!----!----!

A !--------------------------------!-3------------------------------!----!----!

E !--------------------------------!--------------------------------!----!----!
```

VERSE:

```
                | D | C | G | G F |

                | D | C | G | G F |

                | D | C | G | G F |

                | D | C | G | G F |
```

CHORUS:

```
                | A | A6 | A7 | A6 |          (root + 5th, 6th, 7th)

                | C | C6 | C7 | C6 |
```

2) Electric intro

strumming on all 6 (five?) strings.....

```
                                    Open            X position      V    V III
    G7                              G               F               C    C Bb
d !-3-----3------3----3---3--3--3--!---------------!---------------!----!----!
B !-0-----0------0----0---0--0--0--!---------------!---------------!----!----!
G !--------------------------------!---------------!---------------!----!----!
D !--------------------------------!---------------!---------------!----!----!
G !--------------------------------!---------------!---------------!----!----!
D !--------------------------------!---------------!---------------!----!----!
```

VERSE:

```
                | G | F | C | C Bb |
                | G | F | C | C Bb |
                | G | F | C | C Bb |
                | G | F | C | C Bb |
```

CHORUS:

```
                | D | D6 | D7 | D6 |          (root + 5th, 6th, 7th)
                | F | F6 | F7 | F6 |
```

Date: Tue, 25 Jul 1995 14:14:39 -0500
From: ryan@seneca.com (Ryan Malone)
Subject: Stray Cat Blues Lyrics

Someone had asked for the lyrics to "Stray Cat Blues" by the Rolling Stones.

This is as near as I can figure out:

I hear the click-clack of your feet on the stairs,
I know your loping stride, babe.

I'll be a beast if you just come up stairs, but
It's no hanging matter
It's no capital crime.

And I can see that you're just fifteen years old
But I don't want your ID
Don't look so scared, I'm not not hair-brained bear

And it's no hangin matter
It's no capital crime

CHORUS
Oh yeah, you're a strange stray cat, oh yeah,
Won't you scratch my back, oh yeah,
You're a strange stray cat, I bet,
I bet your mama don't know that you bite like that
I bet your mama don't know that you spit like that

You've got a friend, you say she's wilder than you
Why don't you bring her upstairs?
If she's so wild then she can join in, too--
It's no hangin' matter,
It ain't no capital crime

CHORUS

You're alone so far from home,
But you don't really miss your mother
I've been so many times all all alone

But it ain't no hangin' matter
It ain't no capital crime

CHORUS

--ryan@seneca.com

From Guitar Tab Universe - www.guitartabs.cc [save this file]

```
#---------------------------------PLEASE NOTE--------------------------------#
#This file is the author's own work and represents their interpretation of the #
#song. You may only use this file for private study, scholarship, or research. #
#----------------------------------------------------------------------------##
From: rick@maya.demon.co.uk (Rich Tebb)
tidied by
Harlan L Thompson

STREET FIGHTING MAN- The Rolling Stones

TUNING: D A D F# A D

Intro and verse:
    C                   F/C                        C
D --10-10----------------10-|10-------10----------10-|
A --10-10----------------10-|10-------10----------10-|
F#--10-10----------------11-|11-------11----------10-|  repeat
D --10-10-10-10-10-10-10-10-|10-10-10-10-10-10-10-10-|
A --10-10-10-10-10-10-10-12-|12-12-12-12-12-12-12-10-|
D --10-10-10-10-10-10-10-10-|10-10-10-10-10-10-10-10-|


Everywhere I hear the sound of marching charging feet boy
Cos summer's here and the time is right for fighting in the street boy

CHORUS:
G   Gsus9    G           Gsus9
But what can a poor boy do
  G                        Gsus9
Except to sing for a rock'n'roll band
G      Gsus9  G                             Gsus9 G
Cos in sleepy London town there's just no place  for
                D
Street fighting man, no

Hey think the time is right for valorious revolution
But where I live the game to play is compromise solution
CHORUS

Hey so my name has caused disturbance
I shout and scream, I kill the King, I rail at all his servants
CHORUS
Get down!


CHORDS:
C        10 10 10 10 10 10   F/C        10 12 10 11 10 10
G         5  5  5  5  5  5   Gsus(add9)  5  5  7  6  5  5
D         0  0  0  0  0  0
```

NOTE: This is just a tidying up of previous versions. Thanks to those posters!

From Guitar Tab Universe - www.guitartabs.cc [save this file]

#----------------------------------PLEASE NOTE--------------------------------#
#This file is the author's own work and represents their interpretation of the #
#song. You may only use this file for private study, scholarship, or research. #
#---##
From: rick@maya.demon.co.uk (Rich Tebb)

Subject: CRD: Street Fighting Man (Stones)

The original studio version is played on 2 acoustic guitars, one in standard tuning and one in open D (DADF#AD). The main guitar is the open D one.

Intro:

```
  C                   F/C                     C
--10-10----------------10-|10-------10----------10-|
--10-10----------------10-|10-------10----------10-|
--10-10----------------11-|11-------11----------10-|  repeat
--10-10-10-10-10-10-10-10-|10-10-10-10-10-10-10-10-|
--10-10-10-10-10-10-10-12-|12-12-12-12-12-12-12-10-|
--10-10-10-10-10-10-10-10-|10-10-10-10-10-10-10-10-|
```

This is all the way through the verse.

Chorus is different:

```
G   Gsus9    G           Gsus9
But what can a poor boy do

  G                        Gsus9
except to sing for a rock'n'roll band

G      Gsus9  G                            Gsus9 G
Cos in sleepy London town there's just no place  for

                D
Street Fighting Man

Chords here:  G          low { 5 5 5 5 5 5 } high
              Gsus(add9) low { 5 5 7 6 5 5 } high
              D          low { 0 0 0 0 0 0 } high
```

The second acoustic guitar doubles the first, playing C and F in the usual way, but tacet in chorus.

--

black rick

rick@maya.demon.co.uk

From Guitar Tab Universe - www.guitartabs.cc [save this file]

#---------------------------------PLEASE NOTE--------------------------------#
#This file is the author's own work and represents their interpretation of the#
#song. You may only use this file for private study, scholarship, or research.#
#--#

Date: Mon, 04 May 1998 06:17:59 PDT
From: DON CZAR
Subject: r/rolling_stones/summer_romance.crd

SONG: SUMMER ROMANCE
ARTIST: ROLLING STONES
ALBUM: EMOTIONAL RESCUE
TAB BY: DON CZARSKI
E-MAIL: guitarzan7@hotmail.com

SUMMER ROMANCE
ROLLING STONES

INTRO: A A (BEND STRINGS) D A -- 4x's

VERSE:

```
 A                                                  A A D A
Just a few days and you'll be back in your school
 A                                              A A D A
I'll be sitting around by the swimming pool
 A
You'll be studying history
                               A A D A
And you'll be down the gym
 A
And I'll be down the pub
                                      A A D A
Probably playing pool and drinking
```

CHORUS:

```
     E
It's over now,
                                    A   A D A
It's a summer romance and it's through
     E
It's over now,
                                    A   A D A ; A A D A - 2x's
It's a summer romance and it's through
```

VERSE:
Just a few days and you'll be back in your class
Sucking up the teacher and trying to get an 'A' to pass
Trying to hide your make-up
And you're trying to flash your legs
Yeah, no sympathy from your spotty friends

CHORUS:
It's over now,
It's a summer romance and it's through
It's over now,
It's a summer romance
And it's through (over, over, summer romance)

I can't help myself,
Help it if I'm older than you (over, over, summer romance)
I can't help myself,
Help it if I'm older than you (over, over, summer romance)

INSTRUMENTAL: SOLO OVER A A D A -- 8x's

VERSE:
I need money so much, I need money so bad
And I can't be your mom, don't want to be your dad
I'm a serious man, I got serious lusts
Gonna have to do away with this greasy kid stuff

CHORUS:
It's over now, it's a summer romance and it's through
I can't help myself,
I can't help it
If I'm older than you (It's over, over, summer romance)
It's just a summer romance,
A summer romance,
And it's through (It's over, over, summer romance)
It's over now, it's a summer romance and it's through

OUTRO:
It's over, over, summer romance -- REPEAT 11x's to FADE

any questions, comments or corrections e-mail me at:
guitarzan7@hotmail.com

From Guitar Tab Universe - www.guitartabs.cc [save this file]

#---------------------------------PLEASE NOTE--------------------------------#
#This file is the author's own work and represents their interpretation of the#
#song. You may only use this file for private study, scholarship, or research.#
#--#

From: "DON CZAR"
Subject: CRD: SWAY - ROLLING STONES
Date: Wed, 15 Apr 1998 07:04:29 PDT

SONG: SWAY
ARTIST: ROLLING STONES
ALBUM: STICKY FINGERS
TAB BY: DON CZARSKI
E-MAIL: guitarzan7@hotmail.com

SWAY
ROLLING STONES

CAPO 1st FRET

- One, two, three, four.

INTRO: A E A B A

VERSE:
```
        E      B     A
       Did you ever wake up to find
      E             B            A
       A day that broke up your mind
      E                 B         A
       Destroyed your notion of circular time
```

CHORUS:
```
      B                                A
       It's just that demon life has got you in its sway
      B                                A
       It's just that demon life has got you in its sway
```

VERSE:
```
       Ain't flinging tears out on the dusty ground
```

For all my friends out on the burial ground
Can't stand the feeling getting so brought down

CHORUS:
It's just that demon life has got me in its sway
It's just that demon life has got me in its sway

*BREAK: (LIKE INTRO)

```
  A    E  A   B            A
There may be ways to find out
  A  E   A   B              A                B
Love is the way they say is really strutting out
```

INSTRUMENTAL: PLAY SOLO OVER CHORUS CHORDS (B A) - 4x's

THEN: (INTRO: A E A B   A)

VERSE:
One day I woke up to find
Right in the bed next to mine
Someone that broke me up
With a corner of her smile, yeah

CHORUS:
It's just that demon life has got me in its sway
It's just that demon life has got me in its sway
It's just that demon life has got me in its sway
It's just that demon life has got me
It's just that demon life has got me

FADE OUT:

any questions, comments or corrections e-mail me at:
guitarzan7@hotmail.com

```
      P
      E
      A
    C C C
   E  E  E
  D   O   N
```

From Guitar Tab Universe - www.guitartabs.cc [save this file]

#---------------------------------PLEASE NOTE--------------------------------#
#This file is the author's own work and represents their interpretation of the #
#song. You may only use this file for private study, scholarship, or research. #
#--##
Date: Mon, 6 Nov 1995 14:55:56 -1000
From: Harlan L Thompson
Subject: sweet black angel- rolling stones

SWEET BLACK ANGEL- The Rolling Stones

G
Got a sweet black angel, got a pin up girl

Got a sweet black angel, up upon my wall

Well, she ain't no singer and she ain't no star

But she sure talk good, and she move so fast

```
         G  G/F#  Em                      Am
But the gal in danger, yeah, de gal in chains
                 D                          G
But she keep on pushin', would ya take her place?
         G   G/F#    Em                           Am
She countin' up de minutes, she countin' up de days
                     D                                G
She's a sweet black angel, woh, not a sweet black slave
```

Ten little niggers sittin' on de wall
Her brothers been a fallin', fallin' one by one
For a judge's murder in a judge's court
Now de judge he gonna judge her for all dat he's worth

```
                Em                Am
Well de gal in danger, de gal in chains
                 D                          G
But she keep on pushin', would you do the same?

                    Em                             Am
She countin' up de minutes, she countin' up de days
                     D                           D
She's a sweet black angel, not a gun toting teacher
                   D                                  D
Not a Red lovin' school mom, ain't someone gonna free her
                     G                              G
Free de sweet black slave, free de sweet black slave
                     G                              G
Free de sweet black slave, free de sweet black slave
```

```
RIFF:
   G
E ----------
B ----------
G -2p0-------
D -----2p0---
A ----------
E ---------3-
```

From Guitar Tab Universe - www.guitartabs.cc [save this file]

#----------------------------------PLEASE NOTE---------------------------------#
#This file is the author's own work and represents their interpretation of the #
#song. You may only use this file for private study, scholarship, or research. #
#--##

>From: James T. Morris

SWEET VIRGINIA
by
The Rolling Stones

```
C                      A                 G
Wading through the waste         stormy winter
Thank you for your wine             California

C                      A                   G
and there's   not a friend  to help you through
thank you   for your sweet   and bitter fruits

C                      A                   G        C
Trying to stop the waves  behind your eye-balls
Yes   I  got  the   desert   in   my     toe-nail

G                     D                          G   C
Drop your reds       drop your greens  an blues
And I hid the speed insdie       my       shoes

C                     A                 G
Come on,  come on down,   Sweet    Virginia
C                     A                   G
Come on,  honey  Child     I beg of    you
C                     A                  G        C
Come on,  come on down,     you got it in you
G                          D7            G        C
Got to scrape that shit   right off your shoes
```

From Guitar Tab Universe - www.guitartabs.cc [save this file]

#---------------------------------PLEASE NOTE--------------------------------#
#This file is the author's own work and represents their interpretation of the#
#song. You may only use this file for private study, scholarship, or research.#
#--#

Date: Mon, 11 May 1998 11:07:21 PDT
From: DON CZAR
Subject: r/rolling_stones/sweethearts_together.crd

SONG: SWEETHEARTS TOGETHER
ARTIST: ROLLING STONES
ALBUM: VOODOO LOUNGE
TAB BY: DON CZARSKI
E-MAIL: guitarzan7@hotmail.com

SWEETHEARTS TOGETHER
ROLLING STONES

INTRO: G C -- 2x's

CHORUS:

```
      G
       Sweethearts together
             C
       We've only just begun
      G
       Sweethearts together
              C
       We'll take life as it comes
      G
       Sweethearts forever
      C              D         G     D  G  D
       Two hearts together as one
```

VERSE:

```
        G                          C
       Everybody needs someone to tell their troubles to
            G
       To share the pain and laughter
              C
       In a world beset with fools
           G
       To help you with your ups and downs
          C
       Someone to heal your wounds
```

CHORUS:
So we're sweethearts together
When two hearts beat as one
Sweethearts together
We've only just begun
Sweethearts forever
Two hearts together as one
As one

VERSE:
Everyone so cynical and says that love won't last
Think about your future stop living in the past
Time's not standing still
So stop looking through those tinted glasses

CHORUS:
Sweethearts together we've only just begun
Sweethearts together
So glad I found someone
Sweethearts forever
Two hearts together as one
As one

INSTRUMENTAL: PLAY CHORDS TO CHORUS

VERSE:
But love is never easy
It's never silky smooth
There's always something tempting
In the wilderness of youth
But I will stay right by your side
The truth will out, you'll realise
We're

CHORUS:
Sweethearts together we've only just begun
Sweethearts together
So glad I found someone
Sweethearts forever
Two hearts together as one

OUTRO: G D -- TILL FADE OUT

any questions, comments or corrections e-mail me at:
guitarzan7@hotmail.com

From Guitar Tab Universe - www.guitartabs.cc [save this file]

#----------PLEASE NOTE----------#
#This file is the author's own work and represents their interpretation of the #
#song. You may only use this file for private study, scholarship, or research. #
#----------##

From: Scott A. Yanoff

Sympathy For the Devil

CHORDS: E D A E E D A E
And, don't forget
the B for 'please to meechoo, hope you...'

From: tron@elrayo.rhein-main.de (markus tron)
Subject: LYR: Sympathy for the devil by Rolling Stones

Sympathy for the devil by Rolling Stones

Please allow me to introduce myself, I'm a man of wealth and taste
I've been around for long, long years I've stolen many a man's soul and faith
I was around when Jesus Christ had His moments of doubt and pain
I made damn sure that Pilate washed his hands and sealed his fate
Pleased to meet you, hope you guess my name, but what's puzzling you, is the nature of my gameŽ

I stuck around St. Petersburg when I saw it was time for a change
I killed the Tzar and his ministers, Anastasia screamed in vain
I rode a tank, held a gen'ral's rank, when the blitzkrieg raged and the bodies stank
Pleased to meet you, hope you guess my name, but what's puzzling you, is the nature of my gameŽ

I watched with glee while your kings and queens, fought for ten decades for the gods they made
I shouted out "Who killed the Kennedys?", when after all it was you and me
So let me please introduce myself, I am a man of wealth and taste
And I lay traps for troubadours, who get killed before they reach Bombay
Pleased to meet you, hope you guess my name, but what's puzzling you, is the nature of my gameŽ

Pleased to meet you, hope you guess my name, but what's confusing you, is just the nature of my gameŽ

Just as every cop is criminal, and all the sinners, Saints
As heads is tails, just call me Lucifer, 'cause I'm in need of some restraint

So if you meet me, have some courtesy, have some sympathy and some taste
Use all your well-learned politesse, or I'll lay your soul to waste
Pleased to meet you, hope you guess my name, but what's puzzling you, is the
nature of my gameŽ

From: keeler@bnr.ca (Tony Vaserfirer)

Hey is this the right chord placement for this song. I am just
going off from what I heard on the radio the other day. I don't have
a recording of the song.

Please make corrections if there are any.

Thanks guys.....
Darrell

Sympathy For the Devil -- Rolling Stones

CHORDS: E D A E E D A E

```
E                        D                  A                   E
Please allow me to introduce myself, I'm a man of wealth and taste

E                       D                    A                             E
I've been around for long, long years I've stolen many a man's soul and faith

E                     D                   A                      E
I was around when Jesus Christ had His moments of doubt and pain

E                      D                   A                     E
I made damn sure that Pilate washed his hands and sealed his fate

B                      B                   E                    D
Pleased to meet you, hope you guess my name, but what's puzzling you, is

  A               E
the nature of my game
```

From Guitar Tab Universe - www.guitartabs.cc [save this file]

#---------------------------------PLEASE NOTE--------------------------------#
#This file is the author's own work and represents their interpretation of the#
#song. You may only use this file for private study, scholarship, or research.#
#--#

From: "DON CZAR"
Subject: r/rolling_stones/take_it_so_hard.crd
Date: Mon, 01 Jun 1998 10:01:20 PDT

SONG: TAKE IT SO HARD
ARTIST: KEITH RICHARDS/ROLLING STONES
ALBUM: TALK IS CHEAP
TAB BY: DON CZARSKI
E-MAIL: guitarzan7@hotmail.com

TAKE IT SO HARD
KEITH RICHARDS
ROLLING STONES

INTRO: G D -- 3x's USE BARRE CHORDS G - 10th FRET
D - 10th FRET
C - 8th FRET

VERSE:
D** ** SEE EXPLANATION FROM INSTRUMENTAL BELOW
Giving up
Lovin'
Easy to do
People so pitiful
They never come through
Honey, honey, honey
I ain't that way

BREAK:
C D
You want a little bit
C D
Once in a while
C D
Come on and get a bit

CHORUS:
G D G D
You shouldn't take it so hard, (yeah)

```
           G            D   G
      You shouldn't take it
                    D
      You shouldn't take it so hard
           G            D  G          D
      You shouldn't take it so hard, (yeah)
                  (yeah)

VERSE:
      Take a look around you
      Tell me, what do you see?


BREAK:
        C                 D
      People with little bits
        C                 D
      Trying, trying to smile


CHORUS:
      Most of what you've gotten is free, yeah
      Shouldn't take it so hard
      Shouldn't take it so hard, yeah


**INSTRUMENTAL: "GROOVE" ON THE  D CHORD, IMPROVISING BY LIFTING
                YOUR FINGERS OFF THE NECK ONCE IN A WHILE AND
                "CHUGGING" OUT A BEAT.


CHORUS:
       You shouldn't take it so hard, (yeah)
       You shouldn't take it so hard, (yeah)
       You shouldn't take it so hard, (yeah)

VERSE:
       Yank it up baby
       Or go get yourself a new name

BREAK:
       You want a little bit
       Once in a while
       Yeah
       You got a taste for it

CHORUS:
       You shouldn't take it so hard
       You shouldn't take it so hard
       You shouldn't take it so hard
```

INSTRUMENTAL: "GROOVE" ON THE D CHORD

CHORUS:
You shouldn't take it so hard -- 5x's then FADE OUT

any questions, comments or corrections e-mail me at:
guitarzan7@hotmail.com

P
E
A
C C C
E E E
D O N

_____
Get Your Private, Free Email at http://www.hotmail.com

From Guitar Tab Universe - www.guitartabs.cc [save this file]

#---------------------------------PLEASE NOTE--------------------------------#
#This file is the author's own work and represents their interpretation of the#
#song. You may only use this file for private study, scholarship, or research.#
#--#

Date: Fri, 17 Apr 1998 06:10:22 PDT
From: DON CZAR
Subject: r/rolling_stones/tell_me.crd

SONG: TELL ME (YOU'RE COMING BACK)
ARTIST: ROLLING STONES
TABBED BY: DON CZARSKI
E-MAIL: guitarzan7@hotmail.com
DATE: FEBRUARY 24,1998

TELL ME (YOU'RE COMING BACK)
ROLLING STONES

FROM THE ALBUM: MORE HOT ROCKS - BIG HITS AND FAZED COOKIES

```
                    B
INTRO: 2x's  E -------x---------------------------------------
             B -------x---------------------------------------
             G -------8---9--8------8-------------------------
             D -------9---------11----------------------------
             A -------9---------------------------------------
             E -------7---------------------------------------


VERSE:  B           F#
        I want you back again
        B            F#
        I want your love again
      D#            E           F#             B
        I know you find it hard to reason with me
      D#                    E
        But this time it's diff'rent
         F#
        Darling you'll see

CHORUS:            B
        You gotta tell me you're coming back to me
                  G#m
        You gotta tell me you're coming back to me
                   B
        You gotta tell me you're coming back to me
                  G#m
```

```
        You gotta tell me you're coming back to me

VERSE:
        You said we're through before
        You walked out on me before
        I tried to tell you
        But you didn't want to know
        This time you're diff'rent
        And determined to go

CHORUS:

INSTRUMENTAL: same chords as verse

CHORUS:

VERSE:
        I wait as the days go by
        I long for the nights to go by
        I hear the knock on my door that never comes
        I hear the telephone that hasn't rung

CHORUS: 2x's then fade

  any comments or suggestions e-mail me DON CZARSKI at:
               guitarzan7@hotmail.com



                          P
                          E
                          A
                        C C C
                       E  E  E
                      D   O   N    CZARSKI
```

_____
Get Your Private, Free Email at http://www.hotmail.com

From Guitar Tab Universe - www.guitartabs.cc [save this file]

#---------------------------------PLEASE NOTE--------------------------------#
#This file is the author's own work and represents their interpretation of the#
#song. You may only use this file for private study, scholarship, or research.#
#--#

Date: Wed, 08 Apr 1998 09:50:07 PDT
From: DON CZAR
Subject: r/rolling_stones/tell_me_youre_coming_back.crd

SONG: TELL ME (YOU'RE COMING BACK)
ARTIST: ROLLING STONES
TABBED BY: DON CZARSKI
E-MAIL: guitarzan7@hotmail.com
DATE: FEBRUARY 24,1998

TELL ME (YOU'RE COMING BACK)
ROLLING STONES

FROM THE ALBUM: MORE HOT ROCKS - BIG HITS AND FAZED COOKIES

```
                      B
INTRO: 2x's  E -------x---------------------------------------
             B -------x---------------------------------------
             G -------8---9--8------8-------------------------
             D -------9---------11----------------------------
             A -------9---------------------------------------
             E -------7---------------------------------------


VERSE:  B           F#
        I want you back again
        B            F#
        I want your love again
      D#            E           F#              B
        I know you find it hard to reason with me
      D#                    E
        But this time it's diff'rent
         F#
        Darling you'll see

CHORUS:            B
        You gotta tell me you're coming back to me
                  G#m
        You gotta tell me you're coming back to me
                   B
        You gotta tell me you're coming back to me
```

```
                G#m
        You gotta tell me you're coming back to me

VERSE:
        You said we're through before
        You walked out on me before
        I tried to tell you
        But you didn't want to know
        This time you're diff'rent
        And determined to go

CHORUS:

INSTRUMENTAL: same chords as verse

CHORUS:

VERSE:
        I wait as the days go by
        I long for the nights to go by
        I hear the knock on my door that never comes
        I hear the telephone that hasn't rung

CHORUS: 2x's then fade

  any comments or suggestions e-mail me DON CZARSKI at:
               guitarzan7@hotmail.com
```

From Guitar Tab Universe - www.guitartabs.cc [save this file]

#---------------------------------PLEASE NOTE---------------------------------#
#This file is the author's own work and represents their interpretation of the #
#song. You may only use this file for private study, scholarship, or research. #
#---##
Date: Tue, 10 Oct 1995 14:45:06 -0400 (EDT)
From: Darren Vian
Subject: rolling_stones: the_last_time.tab
-Thank you to Vincent M. Veltri(veltri@vnet.ibm.com) for originally
posting the lyrics.

This is my first attempt at tabbing/chording of an entire song, so it's
not quite the whole thing. Anyway, it should help.

THE LAST TIME
by THE ROLLING STONES

intro:
lick1 1x (gtr1 with bridge pickup on)

```
   E                D       A
e|-----------------------------------|
B|-------3------5---------3------2---|
G|----/4------4--------2h4-----/2----|
D|-----------------------------------|
A|-----------------------------------|
E|-----------------------------------|
finger:2 1    2 3      1 32     11
```

[lick1 + (EDA) chord strums]4x
two guitars, gtr1(same as above) and gtr2 strumming chords over lick1

-->into verse(lick1 continues until chorus)

```
E                          D        A      EDA
Well I told you once and I told you twice

E                        D    A     EDA
But you never listen to my advice

E                  D       A         EDA
You don't try very hard to please me

E                    D         A    EDA
For what you know it should be easy
```

CHORUS (strum chords)

```
A                      D    A
```

Well this could be the last time

```
A                 D    A
This could be the last time

D                              A
Maybe the last time I don't know

lick1 w/EDA     lick1 w/EDA
Oh no           Oh no

E                        D       A    EDA
Well I'm sorry girl but I can't stay

E              D    A   EDA
Feelin' like I do today

E                         D        A      EDA
Theres too much pain and too much sorrow

E                    D      A      EDA
Guess I'll feel the same tomorrow
```

CHORUS

```
Solo:   E(12)  D(10)  A(9)  E(12) lick2  \
                                         |-2x
        E(12)  D(10)  A(9)  E(12) lick3/4/
```

CHORUS

```
E                            D        A     EDA
Well I told you once and I told you twice

E                  D       A     EDA
Some will have to pay the price

E                  D           A    EDA
Heres a chance to change your mind

E                     D          A    EDA
Cause I'll be gone a long, long time
```

CHORUS

```
E            D    A
```

```
Could be the last time ( Repeat )  No  No  No

-------------------------------------------------------
CHORDS:
        E,D, and A in standard position except:

        E(12)   -12-    D(10)   -10-    A(9)    -9--
                -12-            -10-            -10-
                -13-            -11-            -9--
                -X--            -X--            -X--
                -X--            -X--            -X--
                -X--            -X--            -X--
*******************************************************
-Hope everybody out there has fun with this!!
-Please send comments, corrections, or suggestions to:
                        vian@acsu.buffalo.edu
                        Good night and thank you,
                        Darren Vian
```

From Guitar Tab Universe - www.guitartabs.cc [save this file]

#----------------------------------PLEASE NOTE----------------------------------#
#This file is the author's own work and represents their interpretation of the #
#song. You may only use this file for private study, scholarship, or research. #
#---##

From: Fred Maslin

Here's a somewhat obscure Stones song, from December's Children

The Singer, Not The Song
(Jagger,Richards)

```
 B                    Abm7
Ev'rywhere you walk I always go

 B                        Abm7       C#m
I'm always giving you the things you know

 F#7      B             B7             E        F#
Just say so 'cause you gave me that feeling inside

       B              Abm
But I know I must be right

         C#m7   F#7   C#m7   F#7  B
It's the sing -  er   not    the  song.


 B                           Abm7
It's not the way you give in willingly

 B                        Abm7       C#m
Others do it without      thrilling  me

 F#7      B             B7       E        F#
Kissing  me       that same old feeling inside

       B              Abm
But I know I must be right

         C#m7   F#7   C#m7   F#7  B
It's the sing -  er   not    the  song.


 B                          Abm7
The same old places and the same old song

 B                          Abm7       C#m
We've been going there for much too    long
```

```
 F#7      B                      B7             E        F#
There's something wrong and it gives me that feeling inside

       B              Abm
THat I know I must be right

         C#m7   F#7   C#m7   F#7  B
It's the sing -  er   not    the  song.
```

From Guitar Tab Universe - www.guitartabs.cc [save this file]

#---------------------------------PLEASE NOTE--------------------------------#
#This file is the author's own work and represents their interpretation of the #
#song. You may only use this file for private study, scholarship, or research. #
#--#
#

From augustin@telenet.net Mon May 12 13:31:13 1997
Date: Sun, 04 May 1997 23:44:06 -0400
From: Vance Augustine
To: guitar@olga.net
Subject: TAB: The Spider and the Fly by Rolling Stones

    [The following text is in the "iso-8859-1" character set]
    [Your display is set for the "US-ASCII" character set]
    [Some characters may be displayed incorrectly]

I would like to submit a file to be posted to OLGA. This is my first
attempt to send something to OLGA. I hope I've got the procedure right.
By the way, thanks for OLGA. It's been a godsend for me.

The Spider and the Fly by the Rolling Stones
from the album, ^ÓStripped^Ô, 1996.
Words and music by M. Jagger and K. Richards(whoever they are)
transcribed and submitted by Vance Augustine

The song is pretty simple. It^Òs your basic 3 chord blues. What really
makes the song is the
little walking riff they do with the guitars. On every E7 chord play it
like this

```
E--0---------0----------0------------0----------0----------0----------0-
B--0---------0----------0------------0----------0----------0----------0-
G--1---------2----------4------------2----------1----------2----------4-
D--0---------0----------0------------0----------0----------0----------0-
A--2---------4----------5------------4----------2----------4----------5-
E--0---------0----------0------------0----------0----------0----------0-
```

Hit each chord form on the beat, hold the last one for two beats

Then on the A7 drop down to this

```
E--0----------0----------0----------0----------0----------0----------0--
B--2----------3----------5----------3----------2----------3----------5--
G--0----------0----------0----------0----------0----------0----------0--
D--2----------4----------5----------4----------2----------4----------5--
```

```
A--0----------0----------0----------0----------0----------0----------0----------0--
E--x----------x----------x----------x----------x----------x----------x----------x-
```

Put it all together and it goes like this:

(intro) E7 riff twice

```
E7   riff
Sittin^Ò thinkin^Ò sinkin^Ò drinkin^Ò

E7   riff
Wondering what I^Òll do when I^Òm thru tonight

A7   riff
Smokin^Ò mopin^Ò maybe just hopin^Ò

E7    riff
Some little girl will pass on by

B7                              A7
I don^Òt  wanna be alone     But I love my girl at home

E7   riff                                C7 B7
I remember what she said


E7   riff
She said, ^ÓMy, my, my   don^Òt tell lies!

E7   riff
Keep fidelity in your head!

A7   riff
My,  my,  my,  Don^Òt tell lies

E7  riff
When you^Òve done your show hit the bed

B7                                  A7
Don^Òt say  ^ÓHi^Ô,   like a spider to a fly

E7   riff                                            C7 B7
Jump right ahead and your dead!

Sit up, fed up, low down, go round
Down to the bar at the place I^Òm at
Sittin^Ò, drinkin^Ò,  superficially thinkin^Ò
about the rinsed out blonde on my left
and then I said ^ÓHi^Ò, like a spider to a fly
Remembering what my little girl said
```

(harmonica solo)

she was spiffy, shifty
she looked about fifty
I would have run away but I was on my own
She told me later she was a machine operator
she said she liked the way I held the microphone
I said, ^ÓMy, my, my, like a spider to a fly
Jump right ahead in my web!^Ô

(guitar solo and end)

From Guitar Tab Universe - www.guitartabs.cc [save this file]

#----------------------------------PLEASE NOTE----------------------------------#
#This file is the author's own work and represents their interpretation of the #
#song. You may only use this file for private study, scholarship, or research. #
#---##

From: sportiga@uoguelph.ca (Steve Portigal)
Subject: CRD: Rolling Stones - The Worst

This is from Voodoo Lounge, the new album

[Article crossposted from alt.rock-n-roll.stones]
[Author was Koen v.d. Drift]
[Posted on Fri, 15 Jul 1994 06:58:12 GMT]

I just could¹t resist. I put down the chords for The Worst. It¹s so simple
and beautiful. All chords are open chords in normal tuning, so no barres.
D(Fis) means D with F-sharp as bass note: curl your thumb around the neck
to string the Fis on the E-string. I left out the lyrics, but just play
along with the record, and you¹ll understand it.

Intro:
| D | A | D(Fis) | A | D | A | E |

Verse:
| D | G | D | A | D(Fis) | G | A | E |
| D | G | D | A | D(Fis) | G | A | E |

Refrain:
| A | D | A | D | A | D | A | G |

Enjoy,

Koen.

--

From Guitar Tab Universe - www.guitartabs.cc [save this file]

#---------------------------------PLEASE NOTE--------------------------------#
#This file is the author's own work and represents their interpretation of the #
#song. You may only use this file for private study, scholarship, or research. #
#--##
From: sac772@uxa.cso.uiuc.edu (campbell stephen a)

Rolling Stones- The Worst
NO

TES: sounds best on a 12 string acoustic; figure out the pedal steel
stuff for yourself! Play the F# on the low E with your thumb.
G5 is played (from low to high) 3X0033
I would appreciate it if someone would put the CRDs above the
words for me; every time I try, the editor screws up the placement.
(it probably won't print the CRD names above the tab in the
right place, either)
send comments to me, Steve Campbell (sac772@uxa.cso.uiuc.edu)

INTRO (this part may be a little off;
no guitar here)

```
 D          A/D      D/F#           A Asus2 A
 e-----2-----0---0--------------2----0--0-0---0-----
 B-------3----2---2-----------3---3--2--0-0h2-2-----
 G---2---------2---2--------2--------2--2-2---2-----
 D-0(let ring)======--0---0----------2--2-2---2-----
 A-----------------------------------0--0-0---0-----
 E----------------------2---------------------------
```

```
 D          A/D          E
 e-----2-----0---0--------0------
 B-------3----2---2-------0------
 G---2---------2---2------1------
 D-0(let ring)======------2------
 A------------------------2------
 E------------------------0------
```

VERSE:
D G5 D Asus2 G/F# G A E
D G5 D Asus2 G/F# G A

Chorus:
A E A Asus2 A A E A G5

SOLO: CRDs same as verse

Chorus (Extended):
A E A Asus2 A A E Asus2
A E A E A E A G5

Solo: same CRDs as verse

OUTRO: same CRDs as verse

LYRICS:

I said from the first

I am the worst kind of guy

For you to be around

Tear me apart

Including this old heart

That is true

And will never ever let you down

You shouldn't stick with me

You trust me too much, you see

Take all the pain

It's yours anyway

Yeah, kid...

Oh, put the blame on me

You ought to pass, you see

somewhere outside

I threw love aside

And now its a tragedy

I said from the first

I am the worst kind of guy

For you to be around

From Guitar Tab Universe - www.guitartabs.cc [save this file]

#---------------------------------PLEASE NOTE---------------------------------#
#This file is the author's own work and represents their interpretation of the#
#song. You may only use this file for private study, scholarship, or research.#
#---#

From: "DON CZAR"
Subject: r/rolling_stones/thru_and_thru.crd
Date: Tue, 12 May 1998 05:34:20 PDT

SONG: THRU AND THRU
ARTIST: ROLLING STONES
ALBUM: VOODOO LOUNGE
TAB BY: DON CZARSKI
E-MAIL: guitarzan7@hotmail.com

THRU AND THRU
ROLLING STONES

USE BARRE CHORDS:

```
                          sl.          sl.        sl.
INTRO:   low E string --0 / 7   E      / D     A / B* -- 5x's
                               /////   ////   /
```

B* means slide to the B chord but don't strike it.

VERSE:

```
        E                     D
       You know that we do take away
 A/B*  E           D
       We deliver too
 A/B*  E         D
       Open 24 hours babe
 A/B*  E                            D
       Just waiting on a call from you
 A/B*  E                        D    A/B*  E  D
       Waiting on a call from you
```

VERSE:

```
       Well I'm in the yellow pages
       You just take a look
       Look me up under services
       You know it's just an open book
       Babe it's just an open book
```

It's just an open book
Well baby

CHORUS:
```
B    E           D
Any minute, any hour
A      B           E         D
I'm waiting on a call from you
A         B         E        D
And you know this heart is constant
          A/B*
I'm your lover, baby
 E        D
Thru and thru
 A/B*          E       D
Lover, baby, thru and thru
```

INSTRUMENTAL: A* E A* E -- then play the INTRO -- 4x's

NOTE: A* means play this pattern:
A A• A A A• A A• means lift index finger up off the neck.

VERSE:
I only found out yesterday
I heard it on the news
What I heard really pissed me off
'Cause now I got those fucking blues
I got those awesome blues
Babe I got those nothing blues

CHORUS:
Any minute, any hour
I'm waiting on a call from you
And you know this heart is constant
I'm your lover, baby
Thru and thru
Lover, baby, thru and thru

BREAK:
You know that we do take-away
That we deliver too
We're open 24 hours, baby
We're waiting on a call from you
But any minute, baby, any hour
I'm waiting on a call from you
You know that this heart is constant

NOTE: now play the
A* E
pattern over
the entire
BREAK until
FADE OUT
(see instrumental)

```
      I'm your lover, baby
      Thru and thru
      Lover, baby, thru and thru
      Lover, baby, thru and thru
      Lover, baby, thru and thru


FADE OUT:

      any questions, comments or corrections e-mail me at:
                  guitarzan7@hotmail.com
```

From Guitar Tab Universe - www.guitartabs.cc [save this file]

#---------------------------------PLEASE NOTE--------------------------------#
#This file is the author's own work and represents their interpretation of the#
#song. You may only use this file for private study, scholarship, or research.#
#--#

Date: Tue, 07 Apr 1998 07:48:32 PDT
From: DON CZAR
Subject: CRD: TILL THE NEXT GOODBYE - ROLLING STONES

SONG: TILL THE NEXT GOODBYE
ARTIST: ROLLING STONES
ALBUM: ITS ONLY ROCK N ROLL
TAB BY: DON CZARSKI
E-MAIL: guitarzan7@hotmail.com

TILL THE NEXT GOODBYE
ROLLING STONES

INTRO: D G (G C A D) -- 2x's

VERSE:

```
       D                                      G          (G C A D)
       Honey is there any place that you would like to eat?
       D                             G          (G C A D)
       I know a coffee shop down on 52nd street
       D
       And I don't need no fancy food
                    G                (G C A D)
       And I don't need no fancy wine
       D                            G          (G C A D)
       And I sure don't need the tears you cry
```

CHORUS:

```
    *  D                            G          (G C A D)
       Till the next time that we say goodbye
```

*NOTE: other guitar plays this FILL (first chorus only)

```
       E --9--9--9-/--7--7--7---5--5---3--3-----------
       B -10-10-10-/--8--8--8---7--7---3--3-----------
       G ---------------------------------------------
```

```
      D ---------------------------------------------
      A ---------------------------------------------
      E ---------------------------------------------

   *  D                          G           (G C A D)
      Till the next time that we say goodbye
   *  D                          G           (G C A D)
      Till the next time that we say goodbye
      D       A            D  G  D
      I'll be thinking of you
      D       A             D
      I'll be thinking of you


VERSE:
      In a movie house on 42nd street
      Ain't a very likely place for you and I to meet
      Watching the snow swirl
      Around your hair and around your feet
      And I'm thinking to myself surely looks a treat


CHORUS:


BREAK:

 F#m  Em  G                            D
           I can't go on like this can ya? can ya?
 F#m  Em  G                                A
           I can't go on like this can ya?


VERSE:
      You give me a cure all to New Orleans
      Now that's a recipe that I sure do need
      Some cider vinegar and some elderberry wine
      To cure all your ills you can't cure mine
      Your Louisiana recipes done let me down
      Your Louisiana recipes surely let me down


CHORUS:
      Till the next time we say goodbye (drink to you)
      Till the next time we say goodbye
      Till the next time we kiss goodnight
      Till the next time we say goodbye
      Till the next time we say goodbye
      Till the next time we say goodbye
      Till the next time we kiss goodnight
      I'll be thinking of you
```

```
 D        A           G   D
 I'll be thinking of you
```

any questions, comments or corrections e-mail me at:
guitarzan7@hotmail.com

From Guitar Tab Universe - www.guitartabs.cc [save this file]

```
#---------------------------------PLEASE NOTE--------------------------------#
#This file is the author's own work and represents their interpretation of the#
#song. You may only use this file for private study, scholarship, or research.#
#----------------------------------------------------------------------------#
                          "Time Is On My Side"
                             (Norman Meade)


Intro:

        organ and guitar [US LP take]; organ [US 45, UK LP take]:

        Bb       Dm       G7       C7
        / / / /  / / / /  / / / /  / / / /

Verse 1:

        F             Bb           C
        Time is on my side, yes it is  (2x)
        Dm             C7    Dm                  G7
        Now you always say   that you want to be free
        C                        Bb
        But you'll come runnin' back (3x)
           C7
        To me

Verse 2:

        Time is on my side, yes it is  (2x)
        You're searchin' for good times, but just wait and see
        But you'll come runnin' back (3x)
        To me

Bridge (spoken):

        Bb7
        Go ahead, baby, go ahead
        F7
        Go ahead and lay it on the town
        Bb7                          F7
        And baby, do anything your heart desires

        Remember I'll always be around
        Bb7                                                    Dm
        And I know, I know, like I told you so many times before
                                    G7
        You're gonna come back, yeah, you're gonna come back baby
        C7
```

```
        Knockin', yeah, knockin' right on my door

Verse 3:

        Time is on my side, yes it is  (2x)
        'Cause I got the real love, the kind that you need
        But you'll come runnin' back (3x)
        To me

Coda:

        F                              Bb          C
        Time, time, time, is on my side, yes it is


-- another ace 60's tab from Andrew Rogers
```

From Guitar Tab Universe - www.guitartabs.cc [save this file]

#---------------------------------PLEASE NOTE--------------------------------#
#This file is the author's own work and represents their interpretation of the#
#song. You may only use this file for private study, scholarship, or research.#
#--#

From: "DON CZAR"
Subject: r/rolling_stones/time_waits_for_no_one.crd
Date: Thu, 11 Jun 1998 05:12:27 PDT

SONG: TIME WAITS FOR NO ONE
ARTIST: ROLLING STONES
ALBUM: IT'S ONLY ROCK 'N' ROLL
TAB BY: DON CZARSKI
E-MAIL: guitarzan7@hotmail.com

TIME WAITS FOR NO ONE
ROLLING STONES

INTRO: Am Em -- 4x's THEN: Dm Am F C

```
   Am              Em             C       G
E ------------------------|----------------------
B ------------------------|----------------------   *MEANS- slide to
G ------------------------|----------------------    but don't strike
D ------------------------|-------5---5-7-5------    the note.
A -10/12*--14--12--10--7--|--5h7-----------------
E ------------------------|----------------------
```

VERSE:

```
    Am          Em                Am                    Em
      Yes, star crossed in pleasure the stream flows on by
    Am              Em                  Am            Em
      Yes, as we're sated in leisure, we watch it fly, yes
```

CHORUS:

```
           Dm            Am              F             C
      And time waits for no one, and it won't wait for me
           Am            Em              C             G
      And time waits for no one, and it won't wait for me
```

VERSE:

Time can tear down a building or destroy a woman's face

Hours are like diamonds, don't let them waste

CHORUS:
Time waits for no one, no favors has he
Time waits for no one, and he won't wait for me

INSTRUMENTAL: SOLO OVER THE CHORUS CHORDS AND THEN Am Em -- 2x's

VERSE:
Men, they build towers to their passing yes
To their fame everlasting
Here he comes chopping and reaping
Hear him laugh at their cheating

CHORUS:
And time waits for no man, and it won't wait for me
Yes, time waits for no one, and it won't wait for me

VERSE:
Drink in your summer, gather your corn
The dreams of the night time will vanish by dawn

CHORUS:
And time waits for no one, and it won't wait for me
And time waits for no one, and it won't wait for me

OUTRO:
No, no, no, not for me.....IMPROVISE SOLO OVER THE CHORDS
TO THE CHORUS AND VERSE.

NOTE: THE 1st SOLO IS DONE OVER THE - Am PENTATONIC SCALE
(AROUND THE 10th AND 12th FRETS).

any questions, comments or corrections e-mail me at:
guitarzan7@hotmail.com

P
E
A
C C C
E E E
D O N

_____
Get Your Private, Free Email at http://www.hotmail.com

From Guitar Tab Universe - www.guitartabs.cc [save this file]

#---------------------------------PLEASE NOTE--------------------------------#
#This file is the author's own work and represents their interpretation of the#
#song. You may only use this file for private study, scholarship, or research.#
#--#

Date: Wed, 08 Apr 1998 09:46:58 PDT
From: DON CZAR
Subject: r/rolling_stones/too_tight.crd

SONG: TOO TIGHT
ARTIST: ROLLING STONES
ALBUM: BRIDGES TO BABYLON
TAB BY: DON CZARSKI
E-MAIL: guitarzan7@hotmail.com

TOO TIGHT
ROLLING STONES

INTRO: USE BARRE CHORDS
G C G - 5x's THEN Am Am Am C Bm G -- 4x's

CHORUS:
```
 G                    D         G   Am Am Am  C Bm G
Baby don't get too tight with me
 G                    D        Em
Yes you're far too tight for me
```

VERSE:
```
Bm
I got your messages
    Am
And how can I resist
Bm
But if you come around
       Am                        G
Don't slap the cuffs upon my wrist
```

CHORUS:
```
 G               D        G     G  C  G
Baby you're too tight for me
( I warn you ) Yeah
 G        D       Em
Far too tight for me
Yeah
```

```
VERSE:
       Untie those sheep shanks, yes
       And all those fancy knots
       I'm not Houdini, honey
       C'mon now and loosen up


INTERLUDE:
        G
       Tight
      C      G
       Too tight
      C      G
       Too tight
      C      G
       Too tight


VERSE:
       Yeah, don't try to reel me in
       With all those charm school looks
       I've seen it all a thousand times
       I sung that song, I wrote that fucking book


INSTRUMENTAL: SOLO OVER - G  D  G  ;  G   D   Em
                          Bm  Am  Bm  Am  G


VERSE:
       Do yourself a favor now
       Don't drive me 'round the block
       Let's split another bottle, now
       Let's take a hit, loosen up

CHORUS:
        G               D      G
       Don't get too tight on me
                         G        D               Em
       'Cause I'm, I'm bound so tight I can't breathe

VERSE:
       We'll watch the sun go down
       Upon the swollen sea
       ( Aahhhhhh )
       If you try to chain me up
       I'll vanish like a broken dream
```

```
OUTRO:
       Don't get so tight       G  C  G -- to fade
       Don't get so tight
       Too tight

        any questions, comments or corrections e-mail to:
                    guitarzan7@hotmail.com
```

From Guitar Tab Universe - www.guitartabs.cc [save this file]

#---------------------------------PLEASE NOTE--------------------------------#
#This file is the author's own work and represents their interpretation of the#
#song. You may only use this file for private study, scholarship, or research.#
#--#

Date: Mon, 04 May 1998 08:25:15 PDT
From: DON CZAR
Subject: r/rolling_stones/too_tough.crd

SONG: TOO TOUGH
ARTIST: ROLLING STONES
ALBUM: UNDERCOVER
TAB BY: DON CZARSKI
E-MAIL: guitarzan7@hotmail.com

TOO TOUGH
ROLLING STONES

INTRO: D C Csus4 C -- 4x's

VERSE:

```
      D                 C*
       If you want to wreck my life
      D             C*
       Go ahead my love
      D                    C*
       Tried it once with poison
      D                    C*
       Tried it once with drugs
      D                C*
       Circulation's running dry
            D                C*
       It's you that drank me up
      D                     C*
       Screwed me down with kindness
      D             C*
       Suffocating love
```

NOTE: C* means play this:
- C Csus4 C -

CHORUS:

```
      F                  Eb  Bb
       When it comes to fighting
       F                  C
       Trying to play it rough
```

```
       F                 Eb
       I will take you twenty rounds
                Bb          C    G
       I'm just too tough, too tough
   D  C         D  C         D  C
       Too tough,   too tough


VERSE:
       Saw you on TV last night
       In a rerun soap
       You were young and beautiful
       Already without hope

       But I didn't think you ever knew
       What you've bitten off
       And in the end you spat me out
       You could not chew me up
       Too tough, too tough, too tough, too tough

CHORUS:
       When it comes to fighting
       Trying to play it rough
       I will take you twenty rounds
       I'm just too tough, too tough


INSTRUMENTAL:   SOLO OVER VERSE CHORDS


VERSE:
       I was married yesterday
       To a teenage bride
       You said it's only physical
       But I love her deep inside
       I still see you in my dreams
       With a kitchen knife
       With it poised above your head
       Now who you gonna slice?


CHORUS:
       When it comes to fighting
       Trying to play it rough
       I will take you twenty rounds
       I'm just too tough, too tough
 D C  D C         D  C         D  C
         Too tough,   too tough


VERSE:
```

I don't think you'll ever know
What you've bitten off
But in the end you spat me out
You could not chew me up
I was too tough, too tough
Too tough, too tough
Too tough, too tough
Too tough
Too tough, too tough
Too tough, too tough

FADE OUT:

any questions, comments or corrections e-mail me at:
guitarzan7@hotmail.com

From Guitar Tab Universe - www.guitartabs.cc [save this file]

#---------------------------------PLEASE NOTE--------------------------------#
#This file is the author's own work and represents their interpretation of the#
#song. You may only use this file for private study, scholarship, or research.#
#--#

Date: Wed, 8 Apr 1998 13:40:25 +0100
From: Benjamin Reed
Subject: CRD r/rolling_stones/torn_and_frayed.crd

written by Jagger-Richards, From the album `Exile on Main Street`

Transcribed by Benjamin Reed. breed@globalnet.co.uk

Its played as normal chords rather than barre chords and the `d`
chords will often have a `sus4` or is played with 2 fingers
(ignoring the finger placement on the e string-i think its called
an add2)but more often than not it is just a straight `d`

```
d, a, e, d
a   g                   d
hey let them follow you down
d        a      e             d
way undergound, wind and he`s bound
a      g             d
bound to follow you down
d           a    e               d
just a deadbeat, right off the street
a     g               d
bound to follow you down


a       g             d
though ball rooms and smelly bordellos
        a             g                d
and dressing rooms filled with parasites
      a         g               d
on stage, the band has got problems
        a         d           a           a d a
theyre a bag of nerves on first nights


a        g           d
he aint tied down to no home town

yeh and you thought he was reckless

you think hes bad, he thinks youre mad
```

yeh, and the guitar player looks reckless

==========

CHORUS

=======

```
a         g       d
well his coat is torn and frayed
      a       g           d
and its seen much better days
       a           g          d
just as long as the guitar plays
        a          d          a      a d a
let ity steal your heart away
```

==========

```
d            a     e             d
Joes got a cough, sounds kind of rough
a      g                   d
yeh, got the codine to fix it
d           a     e            d
Doctor prescribes drugstore supplies
a           g             d
who`s gonna help him to kick it
```

repeat chorus

From Guitar Tab Universe - www.guitartabs.cc [save this file]

#---------------------------------PLEASE NOTE---------------------------------#
#This file is the author's own work and represents their interpretation of the #
#song. You may only use this file for private study, scholarship, or research. #
#---##

Date: Mon, 6 Nov 1995 14:59:31 -1000
From: Harlan L Thompson
Subject: tumbling dice- rolling stones

TUMBLING DICE- The Rolling Stones

TUNING: D A D F# A D

```
   D
Women think I'm tasty but they're always tryin' to waste me

And make me burn the candle right down
    B  D  B  D   A                              B
But baby, baby, I don't need no jewels in my crown

Cos all you women is low down gamblers
Cheatin like I don't know how
But baby, baby, there's fever in the funkhouse now

This low down bitchin' got my poor feet aitchin'
You know, you know the deuce is still wild
Baby, I can't stay
           A
You got to roll me
      B                   D
And call me the tumbling dice

Always in a hurry, I never stop to worry
Do you see the time flashing by
Honey, got no money, I'm all sixes, sevens and nines

Say now, baby, I'm the rank outsider
You can be my partner in crime
But baby, I can't stay
             A           B
You got to roll me and call me the tumbling
 A           B                      D
Roll me and call me the tumbling dice

Oh my my my, I'm the lone crap shooter
Playin' in the field every night
Baby, can't stay
              A          B
You got to roll me and call me the tumbling
  A          B                      D
```

```
Roll me and call me the tumbling dice
         A  D
Got to roll me
         A  D
Got to roll me ...


CHORDS:
D: 0 0 0 0 0 0   A: 5 5 5 5 5 5  B: 7 7 7 7 7 7
```

Subject: Re: Guitar on Tumblin' Dice

From: ""Kevin J. Phelan""

If you just want the intro, it is :

```
_1_/s__3_\s__1____1_____1_____

-3-----5-----3----1------1------

-0----------------------2/0--7/5

----------------------pull--release

----------------------off----bend-

-----------------------------------
```

Note: s = slide, This is standard tuning transcription

From: pflesser@uke.uni-hamburg.de
Date: 30 Jun 1995 15:41:09 GMT
Subject: CRD: Tumbling Dice

Tumbling Dice
The Rolling Stones

key: B

with capo on the fourth fret ('open G' tuning)

```
        intro
        (f#) |--------------------|-------------|
        (D#) |-3------------------|-0-----------|
        (B)  |-2-h4-p2-0-2--------|-0-----------|
        (F#) |-----------2-p0-----|-0-----------|
        (B)  |-----------------4-2-|-0-----------|


         B
         women think i'm tasty

         but they're always try'in to waste me

         and make me burn the candle right down
             F#  B
         but ba--by...
         F#  B
         ba--by...
         E                            F#
         i don't need no jewels in my crown

         'cause all you women
         is low down gamblers
         cheat'in like i don't know how
         but baby...
         baby...
         there's fever in the funkhouse now

         this low down bitchin'
         got my poor feet aitchin'
         you know  you know the deuce is still wild
         baby...
         i can't stay...
         E
         you got to roll me
                                  E
         and call me the tumbling dice


         Always in a hurry
         i never stop to worry
         don't you see the time flashing by
         honey...
         got no money...
         i'm all sixes sevens and nines


         say now, baby
         i'm the rank outsider
         you can be my partner in crime
```

```
          but baby...
          i can't stay...
                    E
          you got to roll me

          and call me the tumbling
          E
          roll me
                                  B
          and call me the tumbling dice


          oh my my my
          i'm the lone crap shooter
          playin' in the field every night
          baby...
          can't stay...
          you got to roll me
          and call me the tumbling
          roll me
                                  E
          and call me the tumbling dice
                 E          B
          got to roll me
                 E          B
          got to roll me...

          etc...
```

please mail any comments to: pflesser@uke.uni-hamburg.de

Have fun...

  Mopper, who is still working on his cool sig-file

From Guitar Tab Universe - www.guitartabs.cc [save this file]

#---------------------------------PLEASE NOTE--------------------------------#
#This file is the author's own work and represents their interpretation of the#
#song. You may only use this file for private study, scholarship, or research.#
#--#

Date: Tue, 28 Apr 1998 09:03:42 PDT
From: DON CZAR
Subject: r/rolling_stones/under_my_thumb.crd

SONG: UNDER MY THUMB
ARTIST: ROLLING STONES
ALBUM: HOT ROCKS
TAB BY: DON CZARSKI
E-MAIL: guitarzan7@hotmail.com

UNDER MY THUMB
ROLLING STONES

INTRO: -- 2x's

```
           F#m F#m              E E              D D               D D
E ----------------|----------------|--------------------------------|
B ----------------|----------------|--------------------------------|
G ----------------|----------------|------0--2------------0--2------|
D ----------------|----------------|-0--4------0-0---0--4------0-0--|
A ----0--2--4-----|-------0--2-----|--------------------------------|
E --2---------2-2-|--0--4------0-0-|--------------------------------|
```

VERSE:

```
               F#m
      Under my thumb's
           E
      The girl
           D
      Who once had me down
               F#m
      Under my thumb's
           E
      The girl
             D
      Who once pushed me around
```

CHORUS:

```
                A
      It's down to me
           D                  B
      The difference in the clothes she wears
                F#m
      It's down to me
                     E
      The change has come
             D         A
      She's under my thumb
      (Ain't it the truth babe)


VERSE:
      Under my thumb's
      A squirming dog
      Who just had her day
      Under my thumb's
      A girl
      Who has just
      Changed her ways

CHORUS:
      It's down to me (yes it is)
      The way she does just what she's told
      Down to me
      The change has come
      She's under my thumb
      (It's all right)

VERSE:
      Under my thumb's
      A siamese cat of a girl
      Under my thumb
      She's the sweetest pet
      In the world


CHORUS:
      It's down to me
      The way she talks
      When she's spoken to
      Down to me
      The change has come
      She's under my thumb
      (Take it easy babe)


INSTRUMENTAL: SOLO over the VERSE chords
```

CHORUS:
It's down to me
The way she talks
When she's spoken to
Down to me
The change has come
She's under my thumb
(It's all right)

VERSE:
Under my thumb
Her eyes
Are just kept to herself
Under my thumb
Well, I -- I can still look
At someone else

CHORUS:
It's down to me
The way she talks
When she's spoken to
Down to me
The change has come
She's under my thumb

*OUTRO:
It's all right } *REPEAT and FADE OUT
Take it easy babe }

NOTE: I would like to thank ANDREW ROGERS for sending me this
song in a condensed version.
All I did was get the rest of the words and typed it up.

any questions, comments or corrections e-mail me at:
guitarzan7@hotmail.com

From Guitar Tab Universe - www.guitartabs.cc [save this file]

#----------------------------------PLEASE NOTE--------------------------------#
#This file is the author's own work and represents their interpretation of the #
#song. You may only use this file for private study, scholarship, or research. #
#---##

From: v.d.drift@ams.chem.ruu.nl (Koen van der Drift)
Subject: Re: Obscure Stones songs - Ventilator Blues

OK, here's the riff for Ventilator Blues. It can be played in standard tuning or
5-string open G:

```
e----------------------
B----------------------
G-----0-0-X-3-X--0---0-
D-----0-0-X-3-X--0-3-0-
A---1------------------
E-3--------------------


d----------------------
B----------------------
G-----0-0-X-3-X--0---0-
D-----0-0-X-3-X--0-3-0-
G-0-3------------------
D----------------------
```

X = hit strings with right hand

The chords over the chorus part are Gm - Bb - F - C

Have fun,

Koen.

--

==
"I've always enjoyed the five-string tuning. (...) It's five strings,
 three notes, two fingers and one asshole!"   -   Keith Richards
==

From Guitar Tab Universe - www.guitartabs.cc [save this file]

#----------------------------------PLEASE NOTE----------------------------------#
#This file is the author's own work and represents their interpretation of the #
#song. You may only use this file for private study, scholarship, or research. #
#---##
Received: from LUGA.latrobe.edu.au (luga.latrobe.edu.au [131.172.2.2]) by
post-office.nevada.edu (8.6.4/8.6.4) with SMTP id IAA00390 for ; Thu, 10 Mar 1994
08:55:43 -0800
Received: from lux.latrobe.edu.au by LUGA.latrobe.edu.au with SMTP id AA13679
  (5.67a/IDA-1.5/LTU-1.0 for); Fri, 11 Mar 1994 01:36:44 +1000
Received: by lux.latrobe.edu.au (5.67a/Ultrix3.0-C)
        id AA29256; Fri, 11 Mar 1994 01:36:44 +1000
Date: Fri, 11 Mar 1994 01:36:44 +1000
From: cscsj@lux.latrobe.edu.au (Junacko)
Message-Id: <199403101536.AA29256@lux.latrobe.edu.au>
To: jamesb@nevada.edu
Subject: Rolling Stones - Waiting On A Friend

(Vertical bars denote new measures)

"Waiting on a Friend"

Jagger/Richards

```
|C    |F    |C    |F     ;(intro; repeat to taste)
                          (don't forget to play only the C bass note)
                          (for the first beat of the first/third meas.)

|Am                    |F           |G                        |C
   Watchin' girls go passing by         It ain't the latest thing

|G            |            |C           |
I'm just standin' in a doorway

|G            |                   |C          |
```

```
I'm just trying to make some sense


  $
  |Am                          |F       |G                      |C
1. Out of these girls        passing by, the tales they tell of men


|G          |         |C          |
I'm not waiting on a lady


|G          |               |C       |  (return to $ for second verse)
I'm just waiting on a friend


2. A smile relieves a heart that grieves,
   remember what I said.
   I'm not waiting on a lady,
   I'm just waiting on a friend.


(after second verse, this bridge:)


              |C        |F                  |C
... on a friend       I'm just waiting on a friend


|F                |C               |F                   |C
 just waiting on a friend.        I'm just waiting on a friend,


    |F               |C        |F                 |C
```

I'm just waiting on a friend,   just waiting on a friend

(instrumental for 16 bars, just alternating F and C, one measure each, and soloing away, then return to "$" for the last two verses)

3. Don't need a whore, don't need now booze,
   don't need a virgin priest.
   But I need some one I can cry to,
   I need someone to protect.

4. Ooh, making love and breaking hearts,
    It is a game for youth.
    But I'm not waiting on a lady,
    I'm just waiting on a friend.

(repeat bridge, fade instrumental...)

This song is excellent fun to play... hope the notation is not too cryptic. Don't forget to emphasize the "C" bass note in the intro and bridge...

Here's another hint to help you get that strummed melody at the beginning:

```
         C(add9)  Dm Fmaj7
e--------------------0---
```

```
B-------3-3-3-3---3--1---

G-------0-0-0-0---2--2---

D-------2-2-2-2---3--3---

A-2h3---3-3-3-3------3---

E------------------------
```

--

jonathan byrd

jon@apollo.med.utah.edu

>From: wade@hobbes.ucsd.edu (Wade Blomgren)

Subject: Re: REQ: "Waiting on a Friend", Stones

In an article, pat@gsfc.nasa.gov (patrick m. ryan) writes:

>

>   Anyone got chords to this one? I know the first two

> chords are Csus2 and F.

The first two chords are the Csus2 and a Dm that sneaks in

for one strum before the F.

Hope this helps.

Wade Blomgren

wade@hobbes.ucsd.edu

Waiting on a Friend (Jagger/Richards)

gleaned from the album "Tattoo You" by The Rolling Stones (1981):

Intro:

Csus2 (x4) Dm F {repeat, with "doo doo" vocals, piano solo}

```
Am              F            G                   C
Watchin girls a-passin' by   It ain't the latest thing
G                      C        G                              C
I'm just standin' in a doorway  I'm just tryin' to make some sense

Am                   F                G                   C
out of these girls a-passin' by...the tales they tell of men
G                      C        G                     C
I'm not waitin' on a lady       I'm just waiting on a friend

Am                   F                     G               C
A smile relieves the heart that bleeds     remember what I said
G                    C      G                    C
I'm not waitin' on a lady   I'm just waiting on a friend
```

Csus2 Dm F {repeat, sax solo followed by ad lib-ish "doo doo"}

(repeat "I'm just waiting on a friend" on F)

```
Am                   F                     G                   C
Don't need a whore I don't need no booze - don't need a virgin priest
```

```
G                          C         G                  C
But I need someone I can cry to    I need someone to protect


Am             F                G                 C
Makin love and breakin hearts - it is a game for youth
G                          C      G                    C
but I'm not waiting on a lady...I'm just waitin on a friend


Csus2  Dm F {repeat, more sax solo followed by ad lib "doo doo"}
(just waitin on a friend)


fade



>From: v201lrxa@ubvmsb.cc.buffalo.edu (L'Angelo Misterioso)
Subject: TAB: Waiting On a Friend (Stones)


I don't know the whole song, but I know some bits. Here's the
opening:


  C(add9)  F
--0-0-0-0--1-----1--------
--3-3-3-3--1-----1--------
--0-0-0-0--2-----2--------
--2-2-2-2--3--x--3--3-----
--3-3-3-3-------------2-3-
```

```
--------------------------
```

8 times

(I haven't figured out the verse yet)

This part is in the bridge, after "I'm just standing in a doorway", and after "I'm just trying to make some sense":

```
  C(Add9) C
--0-0-0---0-
--3-3-3---1-
--0-0-0---0-
--2-2-2---2-
--3-3-3---3-
------------
```

I hope this is a good start. I play along with the tape, and it sounds accurate.....maybe with a couple transfusions I could figure out the rest :)

mike

From Guitar Tab Universe - www.guitartabs.cc [save this file]

#----------------------------------PLEASE NOTE--------------------------------#
#This file is the author's own work and represents their interpretation of the #
#song. You may only use this file for private study, scholarship, or research. #
#---##
Received: from animal-farm.nevada.edu by redrock.nevada.edu (5.65c/M1.4)
        with SMTP id ; Sat, 10 Apr 1993 20:16:22 -0700
Received: from skycat.usask.ca by animal-farm.nevada.edu id ; Sat, 10 Apr 1993
20:16:14 -0700
Received: from skatter.USask.Ca.usask.ca by SKYCAT.USask.CA (PMDF #2853) id
 <01GWUZE85PLS8ZEEVA@SKYCAT.USask.CA>; Sat, 10 Apr 1993 21:14:59 CST
Received: by skatter.USask.Ca.usask.ca (4.1/SMI-4.1) id AA19433; Sat,
 10 Apr 93 21:16:00 CST
Date: 10 Apr 1993 21:16:00 -0600 (CST)
From: dave@skatter.usask.ca (Dave Hornidge)
Subject: Tab for Waiting On A Friend by The Rolling Stones
To: jamesb@animal-farm.nevada.edu
Message-Id: <9304110316.AA19433@skatter.USask.Ca.usask.ca>
X-Envelope-To: jamesb@nevada.edu
Content-Transfer-Encoding: 7BIT

James:

Here are my tabs for 'Waiting On A Friend' by The Rolling Stones.

WAITING ON A FRIEND
By The Rolling Stones

This is how I play 'Waiting On A Friend' by The Stones.
Corrections and/or comments are welcome.

The chords for the intro are as follows:

```
d u d u R d R d u R d
C*        F           Riff
```

then repeat

d means downstroke
u means upstroke
R means rest

Riff:

```
E|-----------|
B|-----------|
```

```
G|-----------|
D|-----------|
A|---2--3----|
E|-----------|
```

CHORDS

	E	A	D	G	B	E
C*	x	3	2	0	3	0
F	x	x	3	2	1	1

Sorry I don't have the whole song.

Dave Hornidge
(dave@skatter.usask.ca)

END

Dave Hornidge

From Guitar Tab Universe - www.guitartabs.cc [save this file]

#---------------------------------PLEASE NOTE--------------------------------#
#This file is the author's own work and represents their interpretation of the#
#song. You may only use this file for private study, scholarship, or research.#
#--#

From: "DON CZAR"
Subject: CRD: WANNA HOLD YOU - ROLLING STONES
Date: Fri, 17 Apr 1998 07:54:42 PDT

SONG: WANNA HOLD YOU
ARTIST: ROLLING STONES
ALBUM: UNDERCOVER
TAB BY: DON CZARSKI
E-MAIL: guitarzan7@hotmail.com

WANNA HOLD YOU
ROLLING STONES

INTRO:

(slide G barre chord into A)

```
                    G /A   A  A       A  B  B  A
                    G /A   A  A       A /B  B  A  A*   G
```

NOTE: A* means to lift the index finger up while holding down the rest of the A barre chord.

CHORUS:

```
       G
       I wanna hold
                D    C
       I gotta hold you
        G              D
       Hold you baby close to me
```

VERSE:

```
      A
       I hope you find it funny
      G
       That I got no money
      A
       But if you stick with me
```

```
       B                        D
        You're gonna get some love for free


CHORUS:
        I wanna hold
        I gotta hold you
        Hold you baby close to me
        Close to me

CHORUS:
        I gotta hold you
        I gotta hold you
        Hold you baby close to me, yeah

VERSE:
        You sure look good to me
        So what's it gonna be
        It's up to you to choose
        I'll make an offer
        You can't refuse

CHORUS:
        I wanna hold you
        I gotta hold you
        Hold you baby close to me

CHORUS:
        I gotta hold you
        I gotta hold you
        Hold you baby close to me

VERSE:
        This time it's not for fun
        That you're the only one
        What should I say to you
        I don't know if this love is overdue

CHORUS:
        I wanna hold you yeah
        I wanna hold you
        Hold you baby close to me

CHORUS:
        I wanna hold you
        I gotta hold you
        Hold you baby close to me

VERSE:
        But if you let me smile
        But if you know I lie
```

```
       But after all you gave
       I'll be your lover
       I'll be your slave


*OUTRO/CHORUS:                          * REPEAT  OUTRO/CHORUS
       I wanna hold you                   8x's to FADE
       I gotta hold you
       Hold you baby close to me
       Oh yeah, oh yeah


     any questions, comments or corrections e-mail me at:
                    guitarzan7@hotmail.com

                         P
                         E
                         A
                       C C C
                      E  E  E
                     D   O   N
```

From Guitar Tab Universe - www.guitartabs.cc [save this file]

#---------------------------------PLEASE NOTE--------------------------------#
#This file is the author's own work and represents their interpretation of the#
#song. You may only use this file for private study, scholarship, or research.#
#--#

Date: Mon, 04 May 1998 06:06:15 PDT
From: DON CZAR
Subject: r/rolling_stones/when_the_whip_comes_down.crd

SONG: WHEN THE WHIP COMES DOWN
ARTIST: ROLLING STONES
ALBUM: SOME GIRLS
TAB BY: DON CZARSKI
E-MAIL: guitarzan7@hotmail.com

WHEN THE WHIP COMES DOWN
ROLLING STONES

INTRO: A D -- 4x's

VERSE:

```
        A
Yeah, momma and poppa told me
        D
I was crazy to stay
        A
I was gay in New York
           D
Which is a fag in L.A.
   A
So I saved my money
    D
And I took a plane
     A              D
Wherever I go they treat me the same
```

CHORUS:

```
           A              D
When the whip comes down
           A              D
When the whip comes down
           A              D
When the whip comes down
           A              D     A  D      A  D
```

When the whip comes down

VERSE:
I'm going down fifty-third street
And they're spitting in my face
I'm learning the ropes
Yeah I'm learning a trade
The east river truckers
Is churning with trash
I've got so much money
That I'm spending so fast

CHORUS 2:
When the whip comes down
When the whip comes down
When the whip comes down
When the whip comes down
          A
When the shit hits the fan
          D
I'll be sitting on the can
When the whip comes down

VERSE:
Yeah, some called me garbage
While I was sleeping on the street
I never roll
And I never cheat
I'm filling a need
I'm plugging a hole
My mama's so glad
I ain't on the dole

CHORUS 3:
When the whip comes down
When the whip comes down
When the shit hits the fan
I'm sitting on the can
When the whip comes down
                          G D   G D   G D
When the whip comes down

CHORUS:

INSTRUMENTAL: SOLO OVER TE CHORDS A D -- 7x's

CHORUS 2:

BREAK:

```
        A             D             A
        / / / / /     / / / / /     / / / / /

        D             A             D
        / / / / /     / / / / /     / / / / /
```

THEN: A D -- 12x's

CHORUS:

FADE OUT:

any questions, comments or corrections e-mail me at:

```
                    P
                    E
                    A
                  C C C
                 E  E  E
                D   O   N
```

_____
Get Your Private, Free Email at http://www.hotmail.com

From Guitar Tab Universe - www.guitartabs.cc [save this file]

#----------PLEASE NOTE----------#
#This file is the author's own work and represents their interpretation of the#
#song. You may only use this file for private study, scholarship, or research.#
#----------#

Date: Thu, 04 Jun 1998 07:09:31 PDT
From: DON CZAR
Subject: r/rolling_stones/where_the_boys_all_go.crd

SONG: WHERE THE BOYS GO
ARTIST: ROLLING STONES
ALBUM: EMOTIONAL RESCUE
TAB BY: DON CZARSKI
E-MAIL: guitarzan7@hotmail.com

WHERE THE BOYS GO
ROLLING STONES

INTRO: -- 3x's

```
                   fast
                    sl.
                A  D/ E         B
          E ------------------------------------------
          B ------------------------------------------
          G -----7h9-/-11--9--7----------------------
          D ---------------------9b------------------
          A ------------------------------------------
          E ------------------------------------------
```

VERSE:

```
       B                    D/E       B
      Hey girls, you better listen to me
                                  D/E   B
      I'm getting starved for your company
                         D/E       B
      All day Monday, and all day Tuesday
                                D/E             B
      I played football, there's nothing on the telly
                          D/E       B
      Now ever since I was 13 years old
                                  D/E       B
      Well, I always felt shy but I acted so bold
                                D/E            B
      I never had the money and I never had the class
                                          D/E             B
```

But I always seemed to get myself a Saturday night piece of ass!

CHORUS:

```
 B                  E        B
Where the boys go, Saturday night
 B                      E        B
Where the boys all go, hold me tight
 B                  E        B
Where the boys go, Saturday night
 B                      E        B
Where the boys all go
```

VERSE:

Saturday morning you can see me down the pub
And I'm pissing away me money and I can't stand up
Cab fare, pop? You look silly in the road
Get in everybody, where the boys all go!

BREAK:

```
 A     D/E                          B
Hey!!! Never keep a secret from meeeeeeeeeeeee
 A     D/E                          B
Hey!!! Never keep a secret from youuuuuuuuuuuu
 A     D/E                          B
Hey!!! Never keep a secret from meeeeeeeeeeeee
```

CHORUS:

Yeah, where the boys go, Saturday night
Where the boys all go, hold me tight
Where the boys go, stand around and pose
Where the boys all go, showing off their clothes
Where the boys go, down the disco!
Where the boys all go, where the boys all go

VERSE:

Hey girls, what you doin' tonight?
Now do you want to dance, or do you want to bite?
Look here, darlin, I know the score
Paint your face, dye your hair, I'll see you round the back!

BREAK:

Hey!!! Never keep a secret from youuuuuuuuuuuu
Hey!!! Never keep a secret from meeeeeeeeeeeee
Hey!!! Never keep a secret from youuuuuuuuuuuu

CHORUS:

Where the boys go, Saturday night

Where the boys all go, hold me tight
Where the boys go, Saturday night
Where the boys all go

INSTRUMENTAL: SOLO OVER THE CHORDS FROM THE BREAK AND THEN
ADD THE CHORDS B E B ; B E B

CHORUS:
Where the boys go, Saturday night
Where the boys go, hold me tight
Where the boys go, for a giggle and a laugh
Where the boys go, and a little piece of ass
Where the boys all go, for a little piece of this
Where the boys all go, for a little piece of that
Where the boys all go, for a little piece of stick
Where the boys all go, for a little piece of cunt

Where the boys all go, and the girls all know -- REPEAT 5x's
AND FADE OUT

any questions, comments or corrections e-mail me at:
guitarzan7@hotmail.com

P
E
A
C C C
E E E
D O N

_____
Get Your Private, Free Email at http://www.hotmail.com

From Guitar Tab Universe - www.guitartabs.cc [save this file]

#----------------------------------PLEASE NOTE--------------------------------#
#This file is the author's own work and represents their interpretation of the #
#song. You may only use this file for private study, scholarship, or research. #
#---#

From: cscsj@lux.latrobe.edu.au (Junacko)

The original version of this is 3 guitars.

Acoustic 1 ("Nashville tuning"- low 3 strings an octave up)

   this is the one which starts the song off, there are no bass

   strings which gives it that high sound. After the intro it

   mainly plays harmonics

Acoustic 2 (Open G- D G D G B D)

   this is the main acoustic throughout the song. If I get some

   requests I will put this part down.

Electric 3 (Standard tuning)

   this is Mick Taylor's classic backing and superb solo. If I get

   lots of requests I might summon the energy to tab the solo, if

   I get hundreds I might even tab the whole part.

For now, I will just do CRD. Despite having 3 guitars on the original

recording, this one sounds surprisingly full with just 1 acoustic

(standard tuning) and voice.

Intro:

```
   G  Am7  G  Gsus  Am7  G



   Bm         G   Gsus  Bm           G   Gsus
1.  Childhood living      is easy to do
   Am          G   C      D  G   Gsus        G     D  Dsus2  D  C
    The things you wanted    I   brought them  for you
   Bm         G    Gsus   Bm              G  Gsus
    Graceless lady         you know who I am
   Am          G     C       D  G  Gsus         G  D Dsus2 D
    You know I can't let you      slide through my hands


   Am     G  C      D  G         F       G  C     Bm
Ch. Wild     horses     couldn't drag me a- way
   Am        G  C      D G         F       G  C
    Wild wild   horses    couldn't drag me a- way


2.  I watched you suffer a dull aching pain
    Now you've decided to show me the same
    No sweeping exits or off-stage lines
    Could make me feel bitter or treat you unkind


Ch. Wild horses couldn't drag me away
                                      C(VIII)
    Wild wild horses couldn't drag me away
```

[guitar break]

Fsus2(VIII) C(VIII) x 3

D G

3. I know I've dreamed you a sin and a lie
I have my freedom but I don't have much time
Faith has been broken, tears must be cried
Let's do some living, after we'll die

Ch. Wild horses couldn't drag me away
Wild wild horses we'll ride them some day.

Weird chords:

Am7	3	0	2	0	1	3
Gsus	3	2	0	0	1	x
Dsus2	x	x	0	2	3	0
C(VIII)	8	10	10	9	8	8
Fsus2(VIII)	8	10	10	10	10	8

l+p

black rick

"Have a good time, _all_ the time" - Viv Savage

>From: km12686@eehpx15 (Ky Macpherson)

```
>Subject: CRD: Wild Horses (Rolling Stones)

"Wild Horses" by the Rolling Stones
tab by Ky MacPherson (pokey@uiuc.edu)
lyrics by Jim Flammang (flammang@heart.med.uth.tmc.edu)


Intro:

Gi  Am7    Gi  Am7    Gi


Verse:

Bm               Giii
     Childhood living

Bm               Giii
     Is easy to do

Am7                Cii
     The things you wanted,

Gii                    C6
     I brought them for you


     Graceless lady,
     You know who I am,
     You know I can't let you,
     Slide through my hands


Chorus:

Bm   Am7          Cii
           Wild Horses,

Bm Am7 Gii          F          Ci
           Couldn't drag me away,

           Wild, wild horses,
           Couldn't drag me away...


     I watched you suffer
     A dull, aching pain
     Now you decided
     To show me the same


     No sweeping exits
```

Or off-stage lines,
Can make me feel bitter,
Or treat you unkind

(Refrain)

I know I dreamed you
A sin and a lie,
I have my freedom,
But I don't have much time

Faith has been broken,
Tears must be cried,
Let's do some living,
After we die...

(refrain)

Here are the chords:

Gi	320003	Am7	575555	Bm	799777
Gii	355433	Cii	875558	F	133211
C6	x35555	Am9	575587	Ci	x32010

Giii 7 10 9 7 8 7

In the third verse, you can replace the Am7 with an Am9. (Although now that I listen to it, I think the ninth is actually coming from the lead guitar. But it still sounds nice to use Am9 for a little variety, especially with only one guitar)

I would appreciate any suggestions or corrections.

From: mvm@merrimac.NoSubdomain.NoDomain (Mike Murphy)
Subject: Re: WILD HORSES

I've fooled with the song some. Not real sure about the exact placement of these chords. Trust your ear.

WILD HORSES

```
G   Bm       G     Bm         G    Gsus4 G
  Childhood living is easy to do.
     Am            G   C   D  G7                 D    G
  The things that you wanted, I bought them for you.
    Bm       G    Bm             G
  Graceless lady, you know who I am;
     Am       C          D   G               D
  You know I can't let you slide through my hands.


  Am    C    D  G        F       C
  Wild horses couldn't drag me away;
Bm Am         C      G         F       C
  Wild, wild horses couldn't drag me away.



  I watched you suffer a dull aching pain.

  Now you decided to show me the same.

  No sweeping exit or off-stage lines

  Could make me feel bitter or treat you unkind.



  Wild horses couldn't drag me away;

  Wild, wild horses couldn't drag me away.



  I know I've dreamed you, a sin and a lie.

  I have my freedom, but I don't have much time.

  Faith has been broken, tears must be cried.

  Let's do some living after we die.



  Wild horses couldn't drag me away;

  Wild, wild horses, we'll ride them someday.


   G     F             C   G
  We'll ride them someday.
```

From: "Van Murray"
Subject: CHD: WILD HORSES - ROLLING STONES

This what I have so far and thought some of you might enjoy it as well as offer some corrections. Thanks.

-Van.

```
  WILD HORSES   -   ROLLING STONES

  G           Am           G           Am            G

  Bm          G      Bm           G
    Childhood living   is easy to do
  Am               C       D   G                  D    C
    the things you want to      I bought them for you
  Bm          G      Bm               G
    priceless lady     you know who I am
  Am           C         D       G                D       C
    You know I can't let you     slide through my hands


      Am     C      D  G         F       C
        Wild Horses     couldn't drag me away
      Am          C      D  G         F        C
        wild wild horses     couldn't drag me away


  Bm              G      Bm              G
    I watched you suffer   a dull aching pain
  Am          C     D  G               D     C
    now you decided     to show me the same
  Bm               G      Bm            G
    no sweet thing exits    oh of stage blinds
  Am                 C      D     G          D     C
    could make me be bitter     or treat you unkind


      Am     C      D  G         F       C
        Wild Horses     couldn't drag me away
      Am          C      D  G         F        C
        wild wild horses     couldn't drag me away


  Bm            G           Bm                  G
    I know I've drained you   it seemed like a lie
  Am          C       D  G                       D     C
    I have my freedom      but I don't have much time
  Bm               G      Bm              G
    faith has been broken   tears must be cried
```

```
 Am             C      D  G            D     C
   lets do some living     after we've died


     Am     C      D  G         F        C
       wild horses     couldn't drag me away
     Am          C      D  G      F              C
       wild wild horses     we'll ride them some day

     Am     C      D  G         F        C
       wild horses     couldn't drag me away
     Am          C      D  G      F              C
       wild wild horses     we'll ride them some day


Date:   Fri, 6 Oct 1995 16:06:01 -1000
From: Harlan L Thompson

WILD HORSES- The Rolling Stones

TUNING: D G D G B D

G/D(1)  Am/G  G/D(2) D11 G/D(3)  G1 G G2 G
Am/G G(2) D11 G/D(3)  G1 G G2 G

Bm             G G1 G G2 G Bm         G  G1 G G2 G
Childhood living           is easy to do
Am          G   C     D G                   D   C
The things you wanted    I bought them for you
Bm          G G1 G G2 G  Bm             G  G1 G G2 G
Graceless lady           you know who I am
Am          G    C       D  G                D
You know I can't let you  slide through my hands

CHORUS:
Am   C     D  G         F       C   Bm
Wild horses  couldn't drag me away
Am          C   D G         F        C
Wild, wild horses  couldn't drag me away

I watched you suffer a dull aching pain
Now you decided to show me the same
No sweet vain exits or off stage lines
Could make me feel bitter or treat you unkind ...CHORUS

BRIDGE:
F    C   F   C  D

I know I've dreamed you a sin and a lie
I have my freedom but I don't have much time
Faith has been broken, tears must be cried
Let's do some living after we die
```

```
CHORUS #2:
Am     C      D  G         F        C  Bm
Wild horses     couldn't drag me away
Am          C      D  G      F              C   D   G
Wild, wild horses     we'll ride them some day

Bm  G  Bm  G  Am  C  D  G  D

REPEAT CHORUS #2


CHORDS:
  G/D(1) Am/G G/D(2) D11 G/D(3) G1  G2   Bm   Am  G  C  D  F
D --5------7---12----10----9----0----0---4----2---0--5--7--10---
B --0------5---12----10----8----1----0---3----1---0--5--7--10---
G --4------5---12-----9----7----0----2---4----2---0--5--7--10---
D --0------7----0-----0----0----2----2---4----2---0--5--7--10---
G --0-----------0-----0----0----0----0------------0--5--7--10---
D --0------5----0-----0----0----0----0---4----2---0--5--7--10---



Date: Wed, 26 Mar 1997 12:53:59 -0000
From: Ed Finegold

Wild Horses

by The Rolling Stones
transcription by: Ken Friedson and Ed Finegold

Intro:
There are two guitar parts at the intro.
The rhythm is the same as the verse,
the lead is built off of the Bm pentatonic, the notes are:

(fret/string)
10/1,8/1,7/1,5/1

Listen to it, it'll take about two seconds to figure it out.

Verse 1:

Bm     G      Bm         G
I heard living is easy to do

Am          C     D  G                    D     C
the pains you wanted, I bought them for you

note: the D and the last C are transitional chords, a quick
      down-up-down-up and then change to the next chord
```

```
Bm        G    Bm          G
Graceless lady, you know I am

Am              C       D G                D
You know I can't let you, slide through my hands

Chorus:

Am   C     D G        F        C   D
Wild Horses, couldn't drag me away

Am   C     D G        F        C
Wild Horses, couldn't drag me away

(again those D chords are transitional)


Verse 2:

Bm            G       Bm            G
I watched you suffer, a dull aching pain

Am           C    D G               D    C
Now you've decided, to show me the same

Bm             G      Bm             G
Those sweeping exits, whoa off stage lines

Am              C      D G               D
could make me be bitter, and treat you unkind


Chorus


Verse 3:

Bm       G           Bm          G
I know I dreamed you, a sin and a lie

Am       C       D G                    D     C
I have my freedom, but I don't have much time

Bm            G        Bm           G
Faith has been broken, tears must be cried

Am           C      D G          D
Let's do some living, after we die


Chorus
last line sung as:
```

```
Wild horses, I'm gonna ride them some day

Either fade it out or end with a: D(transitional) G


Note: A quick listen to the album will show you what I mean
      about those transitional chords. Also, I did my best to
      show where the changes fall, but as you play it you'll
      get the nuances. Some of the changes just hang a bit longer
      than others.



Date: Wed, 26 Mar 1997 12:53:59 -0000
From: Ed Finegold
Subject: Wild Horses by The Rolling Stones

Wild Horses

by The Rolling Stones
transcription by: Ken Friedson and Ed Finegold

Intro:
There are two guitar parts at the intro.
The rhythm is the same as the verse,
the lead is built off of the Bm pentatonic, the notes are:

(fret/string)
10/1,8/1,7/1,5/1

Listen to it, it'll take about two seconds to figure it out.

Verse 1:

Bm     G      Bm         G
I heard living is easy to do

Am           C     D  G                     D     C
the pains you wanted, I bought them for you

note: the D and the last C are transitional chords, a quick
      down-up-down-up and then change to the next chord

Bm        G    Bm          G
Graceless lady, you know I am

Am              C       D G                D
You know I can't let you, slide through my hands

Chorus:

Am   C     D G        F        C   D
```

Wild Horses, couldn't drag me away

```
Am   C     D G        F        C
Wild Horses, couldn't drag me away
```

(again those D chords are transitional)

Verse 2:

```
Bm            G       Bm            G
I watched you suffer, a dull aching pain

Am           C    D G              D    C
Now you've decided, to show me the same

Bm             G      Bm             G
Those sweeping exits, whoa off stage lines

Am              C      D G               D
could make me be bitter, and treat you unkind
```

Chorus

Verse 3:

```
Bm       G           Bm          G
I know I dreamed you, a sin and a lie

Am       C       D G                    D     C
I have my freedom, but I don't have much time

Bm            G        Bm           G
Faith has been broken, tears must be cried

Am           C      D G          D
Let's do some living, after we die
```

Chorus
last line sung as:
Wild horses, I'm gonna ride them some day

Either fade it out or end with a: D(transitional) G

Note: A quick listen to the album will show you what I mean
about those transitional chords. Also, I did my best to
show where the changes fall, but as you play it you'll
get the nuances. Some of the changes just hang a bit longer

than others.

Glad I could give some back to the family.

peace,

Ed

Date: Tue, 18 Nov 1997 18:52:58 -0800 (PST)
From: bmilner
Subject: TAB: "Wild Horses" by the Sundays

This is a new submission.

WILD HORSES written by the rolling stones
Notated as played by the Sundays from the album
"Blind"

Tablature & Transcription by Brandon Milner (bmilner@netcom.com)

The intro is:
320033 (G major) X32033 (Cadd2) 320033 X32033

VERSE:
224432 (B min) 320033 (G) 224432 (Bmin) 320033 (G)

X02210 (A min) X32010 (C maj) 320033 (G) X00232 (Dmaj)

{X00233 X00232 X00232 X00230 } played quick (d suspension)

CHORUS:
Wi- ild horses couldn't
X02210 (a min) X32010 (C) 320033 (G)

drag me a- way
1330XX (F) X32010 (C)

BRIDGE:

There are like 3 acoustic tracks plus more electric here so you can play just about any voicing of these chords and the notes are probably in there somewhere.

Fmaj9 (X03010) Cmaj9 (X3001) X 4

```
the turnaround back into verse is (X320XX) (X540XX)

NOW for the 2nd guitar part during the CHORUS:

I'm going to butcher the time but listen carefully to the song and
you will get it. note the interesting syncopation though (tricky)

Play on high 2 strings:
                              Wild...
12-12-12-12|  eighth note each 10-10-10-10    1 sixteenth note each
10-10-10-10|                  12-12-12-12

    Horses...
12--10-10-10-10   then 10-10-10-10      fast, 1 sixteenth each
10--12-12-12-12        12-12-12-12



          Couldn't......AWAY
8---7-8---10--7-8---10--7--3--3--3--3-
10--8-10--12--8-10--12--8--5--5--5--5-
                        0--0--0--0--0- (G string played open)

Good luck with my strange rhythmic notating.

TAB by Brandon Milner
bmilner@netcom.com



---------
```

From Guitar Tab Universe - www.guitartabs.cc [save this file]

#---------------------------------PLEASE NOTE--------------------------------#
#This file is the author's own work and represents their interpretation of the#
#song. You may only use this file for private study, scholarship, or research.#
#--#

Date: Wed, 06 May 1998 23:12:23 +0000
From: Ted Saxlid
Subject: r/rolling_stones/winter.crd

WINTER by Rolling Stones from the album "Goat's Head Soup"
Chords by: Ted Saxlid.

Intro: D A D A D A E D E

```
          D                                    A
And it sure been a cold, cold winter
           D                                          A
and the wind ain't been blowin' from the south.
       D                                 A
It's sure been a cold, cold winter
          D                      A
and a lotta love is all burned out.


    D                                  A
It sure been a hard, hard winter,
       D                                        A
my feet been draggin' 'cross the ground.
          D                                           A
And I hope it's gonna be a long, hot summer,
          E           D                        E
and a lotta love will be burnin' bright.


          D                             E
And I wish I been out in California
               D
E
when the lights on all the Christmas trees went out.
                 D                                        E
But I been burnin' my bell, book and candle,
            D                                             E
and the restoration plays have all gone 'round.


D                            A
It sure been a cold, cold winter,
```

```
D                                   A
my feet been draggin' 'cross the ground.
D                                                          A
And the fields has all been brown and fallow,
             E                          D            E
and the springtime take a long way around.


          D                                                E
Yeah, and I wish I been out in Stone Canyon
               D
E
when the lights on all the Christmas trees went out.
                  D                                         E
But I been burnin' my bell, book and candle,
             D                                               E
and the restoration plays have all gone 'round.


Alternate between D and A chords for the rest of the song

Sometimes I think about you, baby,
Sometimes I cry about you.
Sometimes I wanna wrap my coat around you,
Sometimes I wanna keep you warm.
Sometimes I wanna wrap my coat around you,
Sometimes I wanna but I can't afford you.

Guitar solo
```

From Guitar Tab Universe - www.guitartabs.cc [save this file]

#---------------------------------PLEASE NOTE--------------------------------#
#This file is the author's own work and represents their interpretation of the#
#song. You may only use this file for private study, scholarship, or research.#
#--#

From: "DON CZAR"
Subject: r/rolling_stones/worried_about_you.crd
Date: Thu, 11 Jun 1998 05:48:02 PDT

SONG: WORRIED ABOUT YOU
ARTIST: ROLLING STONES
ALBUM: TATTOO YOU
TAB BY: DON CZARSKI
E-MAIL: guitarzan7@hotmail.com

WORRIED ABOUT YOU
ROLLING STONES

```
INTRO:     C     F     F  C    C  F
           /     /     /  /    /  /


VERSE:
                   C       C F                  C         C F
       Sometimes I wonder why    you do these things to me
                   C       C F                    C           C F
       Sometimes I worry girl    that you ain't in love with me
                  C           C F                   C   C F
       Sometimes I stay out late,   yeah, I'm having fun
                       C        C F                    C   C F
       Yes, I guess you know by now    you ain't the only one
            C   C F                            C             C F
       Now baby,    sweet things that you promised me babe
                 C               C F
       Seemed to go up in smoke
                           C   C F
       Yeah, vanish like a dream
          C        C F                  C        C F
       I wonder why    you do these things to me


CHORUS:
      F            Dm
       'Cause I'm worried
                 F                          C  C F      C  C F
        Yeah, I just can't seem to find my way,    baby
```

```
VERSE:
       Ooh, the nights I spent just waiting on the sun
       Just like your burned out cigarette
       You threw away my love
       Why did you do that, baby
       I wonder why, why you do these things to me


CHORUS +:
       F          Dm
       Oh, I'm worried
                  G
       Lord, I'll find out anyway
      F                             Em
       Sure going to find myself a girl someday
                     Dm
       Till then I'm worried
                F                            C
       Yeah, I just can't seem to find my way


INSTRUMENTAL:   SOLO OVER THESE CHORDS   C   C F -- 8x's


VERSE:
       Yeah, I'm a hard working man
       When did I ever do you wrong?
       Yeah, I get all my money baby
       Bring it, bring it all home
       Yeah, I'm telling the truth
       Sweet things, sweet things you promised me

CHORUS:
      F            Dm
       Well I'm worried
          F                             C        C F   C  C F
       I just can't seem to find my way, baby


VERSE:
       I'm worried about you, yeah
       I'm worried about you, yeah
       Tell you something now
       I'm worried about you, oh yeah
       Worried 'bout you, child
       I'm worried 'bout you, woman
       Worried 'bout you
       Worried 'bout you
```

CHORUS +:
Yeah, I'm worried
Lord, I'll find out anyway
Sure as hell I'm going to find that girl someday
Till then I'm worried
C -- END DEAD ON THIS CHORD
Lord, I just can't seem to find my way

any questions, comments or corrections e-mail me at:
guitarzan7@hotmail.com

P
E
A
C C C
E E E
D O N

_____
Get Your Private, Free Email at http://www.hotmail.com

From Guitar Tab Universe - www.guitartabs.cc [save this file]

```
#----------------------------------PLEASE NOTE---------------------------------#
#This file is the author's own work and represents their interpretation of the #
#song. You may only use this file for private study, scholarship, or research. #
#------------------------------------------------------------------------------#
```

From: John Blair

You Can't Always Get What You Want
Rolling Stones

The sounding chords are C(add9), F, and D.

For the "Hot Rocks 1964-1971" version,
Keith uses open E tuning (EBEG#Be)
(Thanks to Larry Kaye for this info.)

```
Open E tuning (capo 8)
        E B E G#B e
        + + + + + +
(C) E:  0 0 2 0 0 0
(F) A:  0 2 0 1 2 0 (occasionally hammering the 5th string)
(D) F#: 2 2 2 2 2 2
```

In the Steel Wheels tour he uses his trusty
5-string-open-G-tuned Telecaster. (Obviously
Keith's a closet banjo player. Gee...wouldn't
an electric banjo version of "Honkey Tonk
Women" be interesting. But I digress...)

```
(Note: Keith doesn't have the 6th (bass) string)
Open G tuning (capo 5)
        DGDGBd
        ++++++
(C) G:  000000 (000200 for add9)
(F) C:  002010 or sometimes 002012
               (occasionally hammering the 4th string)
               (sometimes he'll quickly slide up to
                and back or just down from 004030)
(D) A:  222222
```

In the 1968 video "Rock and Roll Circus" Keith plays
the entire set (including "Jumping Jack Flash" which
he now plays in open G, and "You Can't Always Get
What You Want") in standard tuning without a capo.

I'm not really sure how he's playing it in the video,
but it looks/sounds like he's barring 8-10-12-9-8-8
for the Cadd9.

Though Keith doesn't play it this way, if you don't
want to bother going to open tuning, the following
is easy to play and very close to the same sound:

Standard tuning (capo 5)
```
        EADGBe
        ++++++
(C) G:  320003 (300203 for add9)
(F) C:  032013 (occasionally hammering the 4th string)
(D) A:  002220
```

After all that, the song itself is just pounding out
the chords:

```
C F C F...
  C                     F
I saw her today at the reception
  C                   F
A glass of wine in her hand
  C                               F
I knew she was gonna meet her connection
       C                     F
At her feet was a footloose man

Chorus:
    C                          F
You can't always get what you want
    C                          F
You can't always get what you want
    C                          F
You can't always get what you want
           D
But if you try sometimes,
  F
You might find
                 C              F    C       F
You get what you need...   ahhhhhhh, yeah.....
```

I went down to the demonstration,
To get my fair share of abuse.
Singing "we're gonna vent our frustration,
And if we don't we're gonna blow a 50-amp fuse."

You can't always get what you want,
You can't always get what you want,
You can't always get what you want,
But if you try sometimes well you might find

You'll get what you need.

I went down to the Chelsea drugstore
To get your prescription filled.
I was standing in line with Mr. Jimmy,
And man, did he look pretty ill.
We decided that we would have a soda,
My favorite flavor, cherry red.
I sung my song to Mr. Jimmy,
And he said one word to me, and that was "dead,"
I said to him:

You can't always get what you want,
You can't always get what you want,
You can't always get what you want,
But if you try sometimes you just might find
You'll get what you need, ...oh yes

[instrumental]
You'll get what you need--yeah, oh baby.

I saw her today at the reception,
In her glass was a bleeding man.
She was practiced at the art of deception,
Well I could tell by her bloodstained hands.

You can't always get what you want,
You can't always get what you want,
You can't always get what you want,
But if you try sometimes you just might find
You just might find
You'll get what you need.

You can't always get what you want,
You can't always get what you want,
You can't always get what you want,
But if you try sometimes you just might find
You just might find
You'll get what you need.
From kaye@umbsky.cc.umb.edu Sun May 4 09:54:51 1997
Date: Thu, 17 Apr 1997 01:21:12 EDT
From: "Larry J. Kaye"
To: GUITAR@OLGA.NET
Cc: kaye@umbsky.cc.umb.edu
Subject: TAB: Rolling Stones, "You Can't Always Get What You Want"

(upgrade--much more complete fuller version than what's on OLGA now)

YOU CAN'T ALWAYS GET WHAT YOU WANT
(Jagger-Richards)

Original studio recording:
Rolling Stones, "Let It Bleed" album (London Records, 1969)
(also on a single, edited--minus 2nd verse, 3rd verse cut in half)

Main rhythm guitar: acoustic in OPEN E TUNING, CAPO 8!
(Once you figure that out the rest isn't too hard)

tempo: medium ballad--about 104 b.p.m.

E tuning, low to high: E, B, E, G#, B, E

Chords: () = chord with capo

	E	B	E	G#	B	E	
E add 9	0	0	2	0	0	0	(C add 9) (or call it "add 2"?)
A	0	2	0	1	2	0	(F)
F#	2	2	2	2	2	2	(D)
E	0	0	0	0	0	0	(C)
F#sus	2	2	2	3	2	2	(Dsus)
B7sus	x	2	1	0	0	0	(G7sus)

(Note: unwilling to tune up to open E? Tuning to open D instead? You'll find this hard to play (capo 10) unless you've got a cut-away.
I suggest tuning to open E-flat instead (1/2 step/one fret down from E, 1 up from D) it doesn't put undue strain on the neck and you won't break the G string--it stays G. The you can capo 9 and get to open C, or if that's still hard to finger, capo to 8 and play it in B)

This song is built around the following 2 bar lick:



this pattern repeats throughout the song
with slight (mostly rhythmic) variations--listen to recording for rhythm

---

Full structure: lyrics, chords--in capoed tone, measures (|)

(Opening: choir sings 1st verse, chorus)

C add9 | F x 4, with French horn intro.

Verse:
```
  | C add 9                  | F
I saw her today at the reception,
| C add 9                   | F
a glass of wine in her hand
  | C add 9                       | F
I knew she was gonna meet her connection,
       | C add 9               | F
at her feet was a footloose man
```

Chorus:
```
    | C add 9                  | F
You can't always get what you wa-ant       x 3
           | D  (see fill #1 below) | F                    | C    | F
but if you try sometimes, you might find, you get what you need
```

Verse 2:
I went down to the demonstration, to get my fair share of abuse
Singing, "we're gonna vent our frustration,
if we don't we're gonna blow a 50 amp fuse"

Chorus

Verse 3 (add 4 extra C add 9, F's--twice as long):

I went down to the Chelsea Drug Store, to get your prescription filled
I was standing in line with Mr. Jimmy, and man did he look pretty ill
We decided we would have a soda, my favorite flavor--cherry red
I sung my song to Mr. Jimmy,
and he said one word to me and that was "dead"

I said to him...
Chorus

Interlude, with brief electric solo and choir:

Dsus| C | F | Dsus| G7sus| then an instrumental chorus with last line sung

(If you don't have a choir handy--I seem to have misplaced mine right at the moment--or a lead guitarist, try changing the rhythm to rapid strumming)

Verse 4: (back to standard pattern/rhythm)

I saw her today at the reception, in her glass was a bleeding man
She was practiced at the art of deception,
I could tell by her bloodstained hands

Chorus 3 times, then repeat and fade on C add 9, F with choir

_____

Fill #1, last line of chorus, first time only:

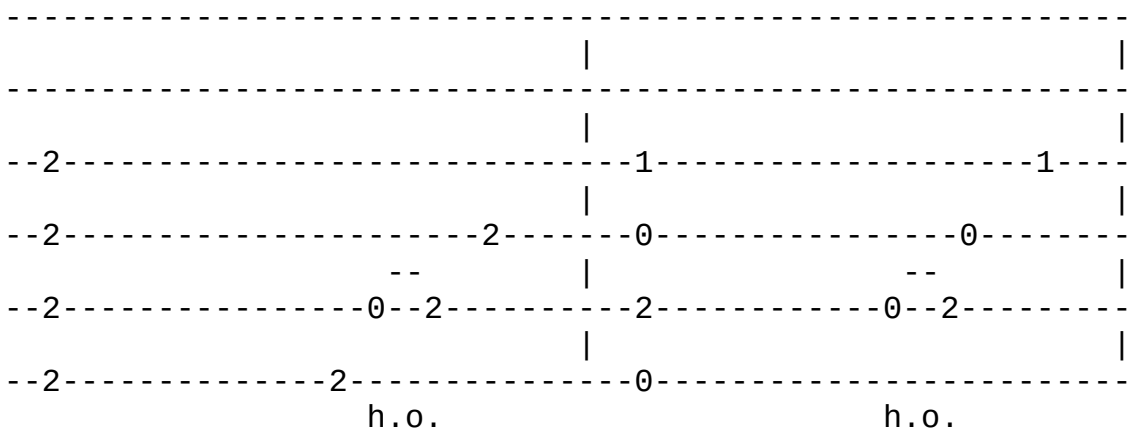

Electric for lead is in standard tuning, using C7 scale
play 8th fret C, F barre chords during chorus

_____

Notes: Chelsea Drug is (was) a real drug store in south London--rock musician, fan and junkie hang-out in 60's, 70's, 80's, maybe still.
Mr. Jimmy is clearly Jimi Hendrix

Enjoy!

Corrections, additions, comments, criticisms welcome:
Larry Kaye kaye@umbsky.cc.umb.edu

From Guitar Tab Universe - www.guitartabs.cc [save this file]

#---------------------------------PLEASE NOTE--------------------------------#
#This file is the author's own work and represents their interpretation of the#
#song. You may only use this file for private study, scholarship, or research.#
#--#

Date: Wed, 08 Apr 1998 09:54:14 PDT
From: DON CZAR
Subject: r/rolling_stones/you_got_me_rocking.crd

SONG: YOU GOT ME ROCKING
ARTIST: ROLLING STONES
ALBUM: VOODOO LOUNGE
TAB BY: DON CZARSKI
E-MAIL: guitarzan7@hotmail.com

YOU GOT ME ROCKING
ROLLING STONES

INTRO: IMPROVISE ON "D" CHORD

VERSE:

```
       D
       I was a butcher cutting up meat
                            C
       My hands were bloody I'm dying on my feet
       D
       I was a surgeon 'till I start to shake
                      C
       I was falling 'till you put on the brake
```

CHORUS:

```
        D        C
       Hey, hey you got me rocking now
        D        C
       Hey, hey you got me rocking now   *NOTE: WHOLE SONG IS JUST
        D        C                              "ROCKING" OUT ON A
       Hey, hey you got me rocking now           D and C  CHORD
                                                 GROOVE.
```

VERSE:

```
       I was a pitcher down in a slump
       I was a fighter taken for a sucker punch
       Feeling bad I guess I lost my spring
       I was the boxer who can't get in the ring
```

CHORUS:
Hey, hey you got me rocking now
Hey, hey you got me rocking now
Hey, hey there ain't no stopping me
Hey, hey you got me rocking now
Hey, hey you got me rocking now
D C A
Hey, hey you got me rocking now

INSTRUMENTAL: ROCK OUT ON D AND C CHORDS AND SOLO OVER THEM

VERSE:
I was a hooker loosing her looks
I was a writer can't write another book
I was all dried up dying to get wet
I was a tycoon drowning in debt

CHORUS: -- TO FADE

any questions, comments or corrections please e-mail me at:
guitarzan7@hotmail.com

From Guitar Tab Universe - www.guitartabs.cc [save this file]

#----------------------------------PLEASE NOTE--------------------------------#
#This file is the author's own work and represents their interpretation of the #
#song. You may only use this file for private study, scholarship, or research. #
#---##
From: v.d.drift@ams.chem.ruu.nl

You Got The Silver - Rolling Stones
>From the album 'Let It Bleed'
Written by M. Jagger and K. Richard

Tabbed by Koen van der Drift

This is a transcription of the main acoustic guitar part. I wrote this because the current version at `OLGA` - mistakenly called `You Got The Sliver` is far from accurate and contains chords of which I, and probably the Stones also, have never heard of.

Comments and suggestions are welcome.

Have fun,

- Koen.

Open D tuning
Capo at 3rd

Almost the whole song is based on two chords, an F and a Bb:

```
    F  Bb
D |-3---3-|
A |-3---5-|
F#|-3---4-|
D |-3---3-|
A |-3---5-|
D |-3---3-|
```

The capo is at the third fret, and you can alternate between these chords by hammering-on and pulling-off the Bb chord. I give some examples how this is done during the first verse, but it shouldn't be that difficiult to find out what is played during the other verses. The Bb can also be played by sliding up to the 8th position. The intro, the turnaround, the break and the outtro are different, and they are tabbed as well.

Intro (play with slide):

```
                                                          Hey
D  -------|--------3-3---------------|------------3-3-------------|
```

```
A  -------|-------------------------|-------------------------5---|
D  -----8-|-(8)\--------------------8-|-(8)\------------------4---4-|
F# -3-/8--|--8-\---------3----3-/8---|--8-\-------------3---------|
A  -------|-------------------------|-----------------------------|
D  -------|-------------------------|-----------------------------|

   babe,          what's in your eyes?                  I saw them
D |-----------3------------------|----------3----------------------|
A |-------------3------------5---|------------3----------------3/-|
D |4p3-3--------------------4---4-|4p3-3------------------------3/-|
F#|-------3-------3---3----------|-------3------3---3----------3/-|
A |------------------------------|------------------------------3/-|
D |------------------------------|---------------------------------|

   flashing,        like airplane lights               You fill my
D |------------------------------|-----------3--------------------|
A |-/8---------------------------|-----------------------------3---|
D |-/8---------------------8-8--|-8\-3---------------------3---3-|
F#|-/8---------------------8-8--|-8\-----3------3----------------|
A |-/8---------------------8-8--|-8\------------------------------|
D |------------------------------|---------------------------------|

   cup babe,           that's for sure              But I must come
D |-3----------------------------|----------3--------------------|
A |-5-------------------------5---|---------------------------------|
D |-4---------------------4---4-|4p3-3----------------------------|
F#|-3----------------------------|-------3--------3---------------|
A |-5----------------------------|---------------------------------|
D |------------------------------|---------------------------------|

   back                                        for a little more
D |-3----------------------------|-3-------------------------------|
A |-5----------------------------|-5-------------------------------|
D |-4----------------------------|-4-------------------------------|
F#|-3----------------------------|-3-------------------------------|
A |-5----------------------------|-5-------------------------------|
D |------------------------------|---------------------------------|


Turnaround:

D |------------------|-------------------------|
A |------------------|-------------------------|
F#|-9--8---4--4--4---|-----4-----4--4p3--------|
D |-8--8---5--5--3---|-3---3-3---3--3---3------|
A |----------------5-|-3h5---3h5----3----------|
D |------------------|----------------------3--|


Break (play with slide):

D |-----------------|---------------|----
```

```
A |------------------|----------------|----
F#|-10---X-10---/10--|-X-10--/10--/6--|-3--
D |-10---X-10---/10--|-X-10--/10--/6--|-3--
A |-10---X-10---/10--|-X-10--/10--/6--|-3--
D |-10---X-10---/10--|-X-10--/10--/6--|-3--
```

Outtro (play with slide):

```
D |--------------|--------------|--------------|---------|
A |--------------|--------------|--------------|---------|
F#|-10\--X--/10--|-10\--X--/10--|-10\--X--/10--|-/6---3--|
D |-10\--X--/10--|-10\--X--/10--|-10\--X--/10--|-/6---3--|
A |-10\--X--/10--|-10\--X--/10--|-10\--X--/10--|-/6---3--|
D |-10\--X--/10--|-10\--X--/10--|-10\--X--/10--|-/6---3--|
```

\: slide down
/: slide up
X: play without fretting.

Lyrics:

```
    F
Hey babe, what`s in your eyes
           Bb                        F
I saw them flashing, like airplane lights
            Bb                      F
You fill my cup babe, that`s for sure
                Bb                    [turnaround]
But I must come back, for a little more

You got my heart, you got my soul
You got the silver, you got the gold
You got the diamonds, from the mines
And that`s all right, it`ll buy some time - [break]

| F - Bb | - [turnaround]

Tell me honey, what should I do
When I am hungry, and thirsty too
Feeling foolish, and that`s for sure
Just waiting here, at your kitchen door

Hey baby, what`s in your eyes
Is that the diamonds, from the mines
What`s that laughing, in your smile
I don`t care, no I don`t care

Oh baby, you got the soul
You got the silver, you got the gold
```

A flash of love, just made me blind
I don`t care, no that`s no big surprise - [outtro]

From Guitar Tab Universe - www.guitartabs.cc [save this file]

#---------------------------------PLEASE NOTE--------------------------------#
#This file is the author's own work and represents their interpretation of the#
#song. You may only use this file for private study, scholarship, or research.#
#--#

From: David.Mays@merrick.com
Date: Sat, 28 Mar 1998 12:45:28 -0700
Subject: r/rolling_stones/you_got_to_move

YOU GOT TO MOVE
The Rolling Stones, off Sticky Fingers, 1971
(submitted by david.mays@merrick.com)

```
           A
You got to move, you got to move
           D                    A
You got to move child, you got to move
A                      E
Cause when the Lord get ready
           A
You got to move.

You may be white, you may be dark
You may be rich child, you may be poor
But when the Lord get ready
You got to move

You see that woman, who walks the street
You see that police, upon his beat
Gut when the Lord get ready
You got to move.
```

From Guitar Tab Universe - www.guitartabs.cc [save this file]

#---------------------------------PLEASE NOTE--------------------------------#
#This file is the author's own work and represents their interpretation of the#
#song. You may only use this file for private study, scholarship, or research.#
#--#

From: David.Mays@merrick.com
Date: Mon, 9 Mar 1998 12:09:21 -0700
Subject: r/rolling_stones/you_got_to_move.crd

YOU GOT TO MOVE
The Rolling Stones, off Sticky Fingers, 1971
(submitted by david.mays@merrick.com)

```
           A
You got to move, you got to move
           D                    A
You got to move child, you got to move
A                       E
Cause when the Lord get ready
           A
You got to move.

You may be white, you may be dark
You may be rich child, you may be poor
But when the Lord get ready
You got to move

You see that woman, who walks the street
You see that police, upon his beat
Gut when the Lord get ready
You got to move.
```

From Guitar Tab Universe - www.guitartabs.cc [save this file]

#---------------------------------PLEASE NOTE--------------------------------#
#This file is the author's own work and represents their interpretation of the#
#song. You may only use this file for private study, scholarship, or research.#
#--#

From: "DON CZAR"
Subject: r/rolling_stones/you_gotta_move.tab
Date: Wed, 08 Apr 1998 10:15:18 PDT

SONG: YOU GOTTA MOVE
ARTIST: ROLLING STONES
ALBUM: STICKY FINGERS
TAB BY: DON CZARSKI
E-MAIL: guitarzan7@hotmail.com

YOU GOTTA MOVE
ROLLING STONES

*INTRO: SLIDE GUITAR (ALSO USE FOR VERSE - TYPE 1)

NOTE:
BARRE CHORDS PLAYED ON 8th & 10th FRET: C F C G C

```
E ------------|------------|----------------------------------------|
B ------------|------------|----------------------------------------|
G ----9-10-12-|-12-12----9-|-12-12-12-12--10-10-10-10--12-10-------|
D -10---------|-------10---|-------------------------------------10-10-|
A ------------|------------|----------------------------------------|
E ------------|------------|----------------------------------------|
```

SLIDE CONTINUED:

```
E -------------|----------------------|------------------------------|
B -------------|----------------------|------------------------------|
G -------------|----------------------|------------------------------|
D -----8-10-14-|--14-10---------------|----10----10------------------|
A -10----------|---------10-10-10-10-|-10----13--------------------|
E -------------|----------------------|------------------------------|
```

*VERSE (TYPE 1):

C
You gotta move

NOTE: SAME CHORDS PLAYED THROUGH THE ENTIRE SONG.

```
                You gotta move
                           F
                You  gotta move, child
                           C
                You gotta move
                                      G
                Oh, when the Lord gets ready
                           C
                You gotta move


*VERSE (TYPE 1):
                You may be high
                You may be low
                You may be rich, child
                You may be poor
                But when the Lord gets ready
                You gotta move

**VERSE (TYPE 2):
                Ah-ah-ah-ah
                Uh, huh, huh, huh.......(cont.)


**SLIDE GUITAR ON THIS PART CHANGES TO:


E ----10-11-13-|-13-13----10-|-13-13-13-13--11-11-11-11--13-11-------|
B -11----------|-------11----|-----------------------------------11-11-|
G -------------|-------------|----------------------------------------|
D -------------|-------------|----------------------------------------|
A -------------|-------------|----------------------------------------|
E -------------|-------------|----------------------------------------|


    SLIDE CONTINUED:

E -------------|----------------------|--------------------------------|
B ----9-11-15--|--15-11---------------|-----11----11-------------------|
G -10----------|---------10-10-10-10--|--10----13----------------------|
D -------------|----------------------|--------------------------------|
A -------------|----------------------|--------------------------------|
E -------------|----------------------|--------------------------------|


 NOW GO BACK TO *VERSE (TYPE 1) SLIDE GUITAR


*VERSE (TYPE 1):
                You see that woman
                Who walks the street
```

```
                You see that police
                Upon his beat
                But when the Lord gets ready
                You got to move

*VERSE (TYPE 1):
                Ah-ah-ah-ah
                Uh, huh, huh ,huh.......(cont.)


OUTRO:                      C
                You gotta move
```

any questions, comments or corrections e-mail to:
guitarzan7@hotmail.com

```
                    P
                    E
                    A
                  C C C
                 E  E  E
                D   O   N
```

_____
Get Your Private, Free Email at http://www.hotmail.com

From Guitar Tab Universe - www.guitartabs.cc [save this file]

#----------------------------------PLEASE NOTE----------------------------------#
#This file is the author\'s own work and represents their interpretation of the#
#song. You may only use this file for private study, scholarship, or research.#

#---#

Note: This is The \"Bridges To Babylon\" Version
(Not The Original) and I didn\'t post the
lyrics..I just posted those ones to help you
out.

\"Wanna Hold You\"
By The Rolling Stones

§ MICK §
§ STEVENSON §

(OPEN G TUNING)

Intro: 4x

```
E----5-------------------------------------------------------------------
B----3--   5-5-5--      7-7-8-8-7-----------------------------------------
G-------   5-5-5--      7-7-7-7-7-----------------------------------------
D----4--   5-5-5--      7-7-9-9-7-----------------------------------------
A----4--   5-5-5--      7-7-7-7-7-----------------------------------------
E-------------------------------------------------------------------------
```

Chorus:

```
       I Wan na    H o  l  d            I Got ta     H o l d
E-------------------5----5--5-----------------------------------------
B-0-0--0--0--0------3----3--3------0-0--0--0--0------7--7--7-----------
G-0-0--0--0--0----------------------0-0--0--0--0------7--7--7-----------
D-0-0--0--0--0------4----4--4------0-0--0--0--0------7--7--7-----------
A-0-0--0--0--0------4----4--4------0-0--0--0--0------7--7--7-----------
E-------------------------------------------------------------------------
```

```
  Y o  u  hold you ba by  close To Me
E------------5--5--5--5-----------------------------------------------
B-5--5--5----3--3--3--3-----7---7---7----7-7-7-----------------------
G-5--5--5-------------------7---7---7----7-7-7-----------------------
D-5--5--5----4--4--4--4-----7---7---7----7-7-7-----------------------
A-5--5--5----4--4--4--4-----7---7---7----7-7-7-----------------------
```

```
 E-------------------------------------------------------------------
```

Verse:

```
      Well you might find it fun ny      That I got no mon ey

 E-------------------------------------------------------------------------
 B-1-1--1--1---1---1-----1----1--------0----0--0--0--0--0---0-----------
 G-2-2--2--2---2---2-----2----2--------0----0--0--0--0--0---0-----------
 D-2-2--2--2---2---2-----2----2------0-0----0--0--0--0--0---0-----------
 A-----------------------------------0-0----0--0--0--0--0---0-----------
 E-------------------------------------------------------------------------
```

```
      If you stick with me      Your gonna get some      love for free
 E--------------------------------5-----5----5----5----------------------
 B-1-1--1--1---1---1-----1-------3-----3----3----3--------7----7----7---
 G-2-2--2--2---2---2-----2-----------------------------------7----7----7---
 D-2-2--2--2---2---2-----2-------4-----4----4----4--------7----7----7---
 A--------------------------------4-----4----4----4--------7----7----7---
 E-------------------------------------------------------------------------
```

Intro 4x
Chorus
Verse
Chorus 2x
Verse
Chorus 2x
Intro 4x
Chorus 2x
Verse
Chorus 6x (The 3rd and 4th time does the lead part...I dont know the lead)
Verse

From Guitar Tab Universe - www.guitartabs.cc [save this file]

```
        #---------------------------------PLEASE
NOTE-------------------------------#
        #This file is the author\'s own work and represents their interpretation of
the#
        #song. You may only use this file for private study, scholarship, or
research.#

#-------------------------------------------------------------------------------#


         Jumpin\' Jack Flash                § Mick §            (This is a STAGE
VERSION
      by The Rolling Stones              § Stevenson §          Not The Original.)

    (OPEN G TUNING)
    (CAPO 4th FRET)


      Intro:/ Verse:


      D-------------------------------------------------------------------------
      B-------------------------------------------------------------------------
      G---------------3--------3----3-3-------------------------------------------
      D--0-0--0-------3--------3----3-3-------------------------------------------
      G--0-0--0--3--5-----3--5-----------------------------------------------------
      D-------------------------------------------------------------------------




      Chorus:



(Strums)          /     /   /    /         / / / / / /      / / / /       / / / /
      D-------------------------------------------------------------------------
      B----------3---------------------10------------------5--------------0---------
      G-0--0-----3---------------------10------------------5--------------0---------
      D-0--0-----3---------------------10------------------5--------------0---------
      G-0--0-----3---------------------10------------------5--------------0---------
      D-------------------------------------------------------------------------
```

```
                  /     /   /    /         / / / / / /      / / / /       / / / /
      D-------------------------------------------------------------------------------
(Strum this
      B----------3---------------------10------------------5--------------0---------
part 4x
      G-0--0-----3---------------------10------------------5--------------0---------
apart)
      D-0--0-----3---------------------10------------------5--------------0---------
      G-0--0-----3---------------------10------------------5--------------0---------
      D-------------------------------------------------------------------------------
```

3rd Part:

```
          / / / / / / /     / / / /      / / / /       / / / /       / / / / / /
      D-------------------------------------------------------------------------------
      B---0---------------5------------3-------------2-------------0-------------
      G---0---------------5------------3-------------2-------------0-------------
      D---0---------------5------------3-------------2-------------0-------------
      G---0---------------5------------3-------------2-------------0-------------
      D-------------------------------------------------------------------------------
```

Note: I\'d like To Make a Correction on The \"WANNA HOLD YOU TABS\" The Note Part
E A D G B E ..Should Be D G D G B E.....Email if you Want Open G Versions or Kieth Versions
of songs Of The Rolling Stones...Honkey Tonk Women...Before They Make Me Run...Low Down...and more.
I might have some Rare Ones..once in a while...Just Email to Check..or You Want Tabs.

Pidley64@hotmail.com

From Guitar Tab Universe - www.guitartabs.cc [save this file]

#----------PLEASE NOTE----------#
#This file is the author\'s own work and represents their interpretation of the#
#song. You may only use this file for private study, scholarship, or research.#

#----------#

LISTEN TO THE SONG..And YOU\'ll GET IT

Wild Horses § Mick § (Once again, this is a STAGE
By The Rolling Stones § Stevenson § VERSION, This is The Version
they played with Dave Matthews
at the St.Louis Show.)

(OPEN G TUNING)

(Ignore 6th string)

Intro:

```
      / / / / / /    / / / / / /      / / / / / /      / / / / / /
D--5-------------------------------5-------------------------------
B--3---------------1---------------3-----------------1--------------
G-------------------------------------------------------------------
D------------------2-------------------------------2--------------
G------------------2-------------------------------2--------------
D-------------------------------------------------------------------
```

/ / / / / /
Palm it really quick when your doing the up and down strums.

```
D----5-------------------------------------------------------------
B----3-------------------------------------------------------------
G-------------------------------------------------------------------
D-------------------------------------------------------------------
G-------------------------------------------------------------------
D-------------------------------------------------------------------
```

Verse:

```
          / / / / / /   / / / / / /   / / / / / /    / / / / / /
        D---5-----------5-------------5-------------5--------------------
        B---3-----------3-------------3-------------3--------------------
        G----------------------------------------------------------------
        D---4---------------------------4----------------------------------
        G---4---------------------------4----------------------------------
        D----------------------------------------------------------------




          / / /    / / / /    / / / / / / /      (Repeat 2x) \\/
        D-------------------------------7----------------------------------
        B-1-------5----------7--------9--7---------------------------------
        G---------5----------7--------7--7---------------------------------
        D-2-------5----------7--------8--7---------------------------------
        G-2-------5----------7--------7--7---------------------------------
        D----------------------------------------------------------------


  Chorus:    Wild       Horses                 Couldn\'t Drag   Me Away..
                                                                     |
                                                                  2x \\|/
          / / /    / / /   / /  / /           / / /   / / / /
        D----------------------------------------------------------------
        B--1--------5-------7----7-9--7---------0-------11--------5-5-6-5---
        G-----------5-------7----7-7--7---------0-------11--------5-5-5-5---
        D--2--------5-------7----7-8--7---------0-------11--------5-5-7-5---
        G--2--------5-------7----7-7--7---------0-------11--------5-5-5-5---
        D----------------------------------------------------------------


    \"This is The Part where The Solo starts....I dont know The Solo\"

           Repeat 4x..(End on X55550)
          / / / /   / / / / / /  (Strum slowly on they 5-3 Part)
      D-----------------------|--------5---------0s--0--0--0--0--------
      B---5-------6-----------|--------3---------------------------------
S=slide
      G---5-------5-----------|-------------------4s--2--0--2--0--------
      D---5-------7-----------|----------------------------------------
      G---5-------5-----------|----------------------------------------
      D-----------------------|----------------------------------------
                                          Let ring ^          ^Let ring again



      End:

      D----------------------------------------------------------------
      B----5-----------------------------------------------------------
      G----5-----------------------------------------------------------
```

```
D----5-----------------------------------------------------------
G----5-----------------------------------------------------------
D----------------------------------------------------------------
```

Intro
Verse 2x
Chorus 2x
Verse 2x
Chorus 2x
Solo Part
Verse 2x
Chorus 4x

From Guitar Tab Universe - www.guitartabs.cc [save this file]

This is 90% correct....I think anyway....But If you want more Tabs Email Me

Pidley64@hotmail.com

#----------PLEASE NOTE----------#
#This file is the author's own work and represents their interpretation of the#
#song. You may only use this file for private study, scholarship, or research.#

#----------#

Originally Written by CHUCK BERRY.

(LIVE VERSION)
§ Mick § (STONES VERSION)
"Little Queenie" § Stevenson §
By The Rolling Stones

These Are Chords You'll Need To Know:

```
        (A)                        (D)                      (E)
  E-------------------|      E-------------------|     E-------------------|
  B-------------------|      B-------------------|     B-------------------|
  G-------------------|      G-------------------|     G-------------------|
  D-------------------|      D---7--7--9--7------|     D-7--7--11--7-------|
  A--7--7--9--7-------|      A---5--5--5--5------|     A-9--9--9---9-------|
  E--5--5--5--5-------|      E-------------------|     E-------------------|
-------------------------------------------------------------------------------------------------
```

Intro: This Part You'll here after (A) chord.
Start Out Slowly..and just speed it up a bit.

```
        (A)  / / / / / / / / / / / /          [[[ E
|------------------------------
                                              [   B
|------------------------------
                                              [   G
|------------------------------
                                (2ND PART [[[[ [   D
|------------------------------
                                              [   A
|--9-9--10-11-12---------------
                                              [[[ E
|--7-7---8--9-10---------------
```

Verse:

```
                (D)
                I got the lumps in my throat
                                        (A)
                When I saw her coming down the aisle
                (E)
                I gets the wiggles in my knees
                                              (A)
                 When she looked at me and sweetly smiled
```

Verse 2:

```
                  (A)                        (D)                    (A)
                  There she is again standing over by the record machine
                   (D)                                        (A)
                   looking like a model on the cover of a magazine
                  (E)                                      (A)
                  she's too cute to be a minute over  seventeen
```

Verse 3:

```
                   (A)
                  Meanwhile, I was thinking
                  (D)
                  She's in the mood

                  No need to break it
                            (A)
                  I got the chance

                  I oughtta take it
                  (E)
                  She can dance

                  We can make it
                          (A)
                  Come on queenie

                  Let's shake it
```

Chorus:

```
                  (A)
                  Go, go, go, Little Queenie
Do The 2ND PART   (D)                          (A)
                  Go, go, go, Little Queenie
```

```
                    (E)                          (A)
                    Go, go, go, Little Queenie
```

Verse4:

```
                  (A)
                  Won't ya tell me who the queen's
                        (D)                        (A)
                  Standing over by the record machine
                  (D)
                  she's looking like a model
                                          (A)
                  On the cover of a magazine
                  (E)
                  Yeah she's too cute to be a minute over
                       (A)
                  seventeen
```

BREAK:

```
                        / / / / / /         / / / / /
                 E --5-------------------5-------------------5----5----5--5-5-5---
                 B --5--------------7-5--5--------------7-5-5----5----5--5-5-5---
                 G ------------------7-5-----------------7-5----------------------
                 D ----------------------------------------------------------------
                 A ----------------------------------------------------------------
                 E ----------------------------------------------------------------
```

Chords after BREAK: (D) (A) (E) (A) 2ND PART (D) (A)

```
                              (E)              (A)
```

Verse5:

```
                  (A)
                 Meanwhile, I was still thinkin'
                 (D)
                 If it's a slow song, we'll omit it
                 (A)
                 If it's a rocker, that'll get it
                 (E)
                 If it's good, she'll admit it
                                (A)
                 Come on queenie, lets get with it
```

Chorus:

```
                    (A)
                    Go, go, go, Little Queenie
      Do The 2ND PART (D)                    (A)
                    Go, go, go, Little Queenie
                    (E)                    (A)
                    Go, go, go, Little Queenie
```

OUTRO:

```
    (A)     (D)       (A)         (E)                 (A)
```

From Guitar Tab Universe - www.guitartabs.cc [save this file]

ANGIE
WORDS AND MUSIC BY THE ROLLING STONES
TABBED BY BJOERN ELSNER

Here is the most famous Stones-Ballad "Angie".I hope you excuse any mistakes, because I tabbed
it on the fly.But it must be OK.You Find this Song remastered on "The Rolling Stones-Jump Back"
(Virgin Records/1993).Keith plays it very slow.I tabbed two Intro-versions:an easy one, and the
original-intro.Play the easy one first,then you get the feelin' for the original Intro.

EASY-INTRO

```
|---0-0-0-3-0--------------0---------0-----3------1--0-0------------------0--|
|---1--------------------3---3-----------0---0----1--1---1----------------1--|
|-2-2---------2--------1-------1-1-----0-------0--2--0-----0--------------2--|
|---2-----------2-------------------------------3--2-------0-2---2------2--|
|---0-------------0-2-------------------------------3---------2-2---2-0--0--|
|---0------------------------------3-------------------------------------0--|
```

ORIGINAL-INTRO

```
|-----0-0-0-0-3-0-------------------0----------0-------3--------------1-------1--|
|-----1---1---1-1-----1-----------3---3------3-------3---3--------------1---1----|
|-----2---2-------2-2-----------1-------1----1-----5-------5----3-2-2-----2------|
|-----2-----------------2-2----------------------5-----------5--3-3-3------------|
|-12--0-------------------------------------------------------------------------|
|---------------------------0-------------4-----------------------------------|
```

```
|-------------0--------------|
|-------------1--------------|
|-----0-------0-------2------|
|---3-3--2-2-------0-----0---|
|-3------3-3-----------------|
|-----------------2----------|
```

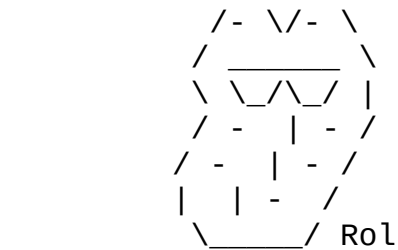

```
                    __  __
                   /- \/- \
                  / ______ \
                  \ \_/\_/ |
                  / -  | - /
                 / -  | - /
                 |  | -  /
                  \_____/ Rolling Stones - Tongue
```

From Guitar Tab Universe - www.guitartabs.cc [save this file]

ANGIE
WORDS AND MUSIC BY THE ROLLING STONES
TABBED BY BJOERN ELSNER

Here is the most famous Stones-Ballad "Angie".I hope you excuse any mistakes, because I tabbed
it on the fly.But it must be OK.You Find this Song remastered on "The Rolling Stones-Jump Back"
(Virgin Records/1993).Keith plays it very slow.I tabbed two Intro-versions:an easy one, and the
original-intro.Play the easy one first,then you get the feelin' for the original Intro.

EASY-INTRO

```
|---0-0-0-3-0--------------0---------0-----3------1--0-0------------------0--|
|---1--------------------3---3-----------0---0----1--1---1----------------1--|
|-2-2---------2--------1-------1-1-----0-------0--2--0-----0--------------2--|
|---2-----------2-----------------------------------3--2-------0-2---2------2--|
|---0-------------0-2-------------------------------3---------2-2---2-0--0--|
|---0-------------------------------3-----------------------------------0--|
```

ORIGINAL-INTRO

```
|-----0-0-0-0-3-0-------------------0----------0-------3--------------1-------1--|
|-----1---1---1-1-----1-----------3---3------3-------3---3--------------1---1----|
|-----2---2-------2-2-----------1-------1----1-----5-------5----3-2-2-----2------|
|-----2-----------------2-2----------------------5-----------5--3-3-3------------|
|-12--0-------------------------------------------------------------------------|
|---------------------------0-------------4-----------------------------------|
```

```
|-------------0--------------|
|-------------1--------------|
|-----0-------0-------2------|
|---3-3--2-2-------0-----0---|
|-3------3-3-----------------|
|-----------------2----------|
```

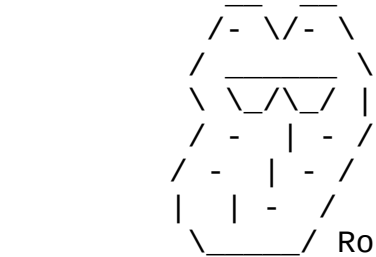

Rolling Stones - Tongue