

Gary Hoey

ON THE SONGS

Animal Instinct This song has a funky, fusion sound (a la Jeff Beck). The melody uses octaves and octaves with slides. The solo has a lot of blues-based licks.

Bert's Lounge This one has two key centers, E minor and E major, which makes it fun to jam with another guitar player.

Blast I used my black Hamer archtop, tuned to drop D tuning (one half-step down), for that head-banger-crunch sound. The harmony is a minor third above and a minor sixth below. To achieve this live, I use the Rocktron Intellefex.

Drive This is a great work out for A Mixolydian. Put the pedal to the metal for this one.

Hocus Pocus It's always been one of my all-time favorite riffs. It's a challenge each time I play it. Take your time and be patient.

Jamie I used open G tuning with 6 and 12-string Ovation acoustic guitars. This one brings out the Irish in me. My manager's baby, Jamie Kaplan, performed her vocal part in one take.

Linus And Lucy The solo has some string-skipping arpeggios as well as some good blues licks. This song is another childhood favorite.

Low Rider This is the almighty groove song. I put a guitar and a bass through a talk box. The solo was one take. I was just goofing around, and it worked.

THE SONGS

Motown Fever — I woke up in a very rhythm and blues mood one day. The rhythm guitar part is fun to play. On the solo I used the neck pick-up for that hollow sound.

Riptide — The underwater sound in the intro is the Rocktron Chameleon, a preset called "Syncotriplet." The gnarly surfing from the *Endless Summer II* movie inspired this one.

Surfdoggin — Here's my secret love for country "chicken pickin'." I played this with my Hamer Sunburst Daytona Strat through an old Fender Twin amplifier.

Texas Son — This is my tribute to the late, great Stevie Ray Vaughan. I used 13-gauge strings to get that SRV tone. Listening to Stevie taught me that it's OK to play fast with fire or slow with feeling.

Photo by Robert J. Burchess

Gary pictured here with bassist Tony Franklin, who played on both albums

Gary Hoey's
PRACTICE TIPS

- Pick a place you won't be disturbed. Let family and friends know this is your time, and you need their support.

- Try to be consistent five days a week. Practice 15 minutes, 30 minutes, 1 hour, or whatever you can do, but be consistent.

- If you're having too much trouble with something, take a break or move on and come back to it later.

- If some fingerings don't feel comfortable, try finding what works for you.

- Break down licks into small exercises by starting slowly and gradually building speed.

- Buy a metronome or drum machine. It's a great way to help your timing and monitor your progress.

- Try to figure out songs by first listening to them and then use the transcription to check yourself. It's a great way to develop your ears.

- When approaching the songs in this book, be patient. It takes a long time to develop good technique.

- Have fun as you develop your technique. That's the greatest thing about music. You never stop learning and growing. When you feel you are struggling is when you're close to progress. You will reach many plateaus in your playing. I always say, "enjoy the ride to the top or you may not be happy when you get there."

Animal Instinct

from *ANIMAL INSTINCT*

Written by Gary Hoey

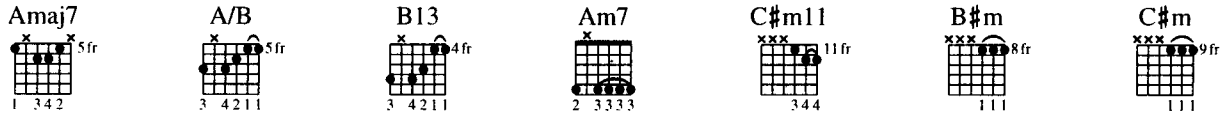

Tune Down 1/2 Step:

①=E♭ ④=D♭

②=B♭ ⑤=A♭

③=G♭ ⑥=E♭

A Intro

Moderately ♩ = 102

N.C.(C♯m)

(drums & bass) Gtr. 1 (clean)

mp

slight P.M. throughout







Riff A

End Riff A



Copyright © 1993 HOEY MUSIC (ASCAP)
International Copyright Secured All Rights Reserved


B
Gtr. 1: w/ Riff A. 4 times
C♯m11
C♯m7
Gtr. 3 (dist.)
f
fdbk.
pitch: G
Gtr. 2
(slight dist.)
Rhy. Fig. 1
mf
C♯m11 C♯m7
full
End Rhy. Fig. 1
Gtr. 2: w/ Rhy. Fig. 1
C♯m11 C♯m7
C♯m11 C♯m7
Gtr. 3
15ma
loco
fdbk.
full
P.H.
full
pitch: G
pitch: G♯



Gtr. 1: w/ Riff B, 2 1/2 times, simile



Gtr. 2: w/ Rhy. Fig. 2, 1st 2 meas. only





D

Gtr. 1: w/ Riff A, 4 times, simile
Gtr. 2: w/ Rhy. Fig. 1, 2 times, simile





E

Gtr. 1: w/ Riff B, 3 1/2 times, simile
Gtr. 2: w/ Rhy. Fig. 2, 1 1/2 times, simile

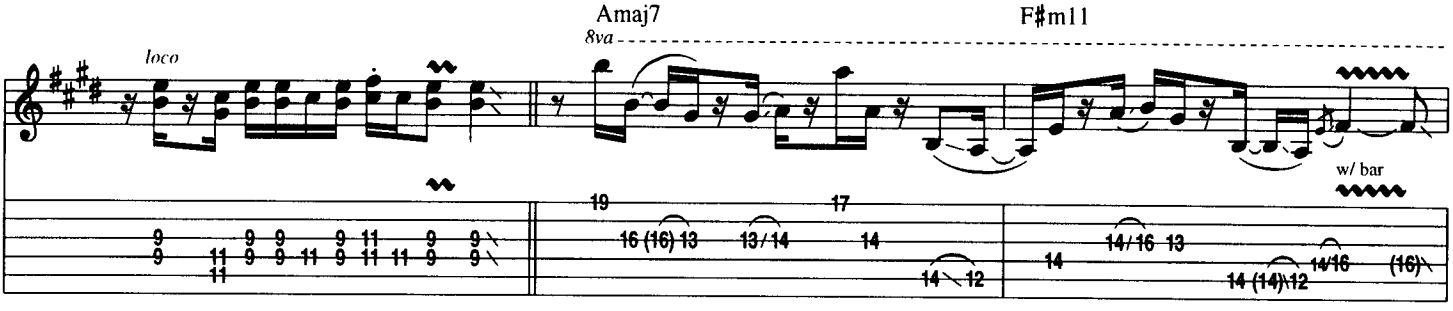


Amaj7
C♯m7
8va
w/ bar
Amaj7
F♯m11
Amaj7
A/B
Gtr. 2: w/ Rhy. Fig. 3, simile
8va
loco
w/ bar
w/ bar
B13
A/B
rake
w/ bar
1/2
1/2
- 3


F Solo
Gtr. 1 tacet
Em7
D/E
Em7 D/E
Em7
D/E
8va
loco
Gtr. 3
P.H.
w/ bar
full
full
full
full
Rhy. Fig. 4
Gtr. 2



Gtr. 2: w/ Rhy. Fig. 4, 2 3/4 times, simile








Em7
D/E
Em7
D/E
8va
full
loco
Em7
D/E
Cmaj7
1/2
1/4
Am7
A/B
B13
A/B
Gtr. 2
Gtr. 3
8va
loco
w/ bar
fdbk.
B13
pitch: C
A/B
1/2
w/ bar

G

Gtr. 1: w/ Riff A. 12 times, simile

Gtr. 2: w/ Rhy. Fig. 1, 6 times, simile











pitch: G♯


C♯m11 C♯m7
w/ bar
full
full
full

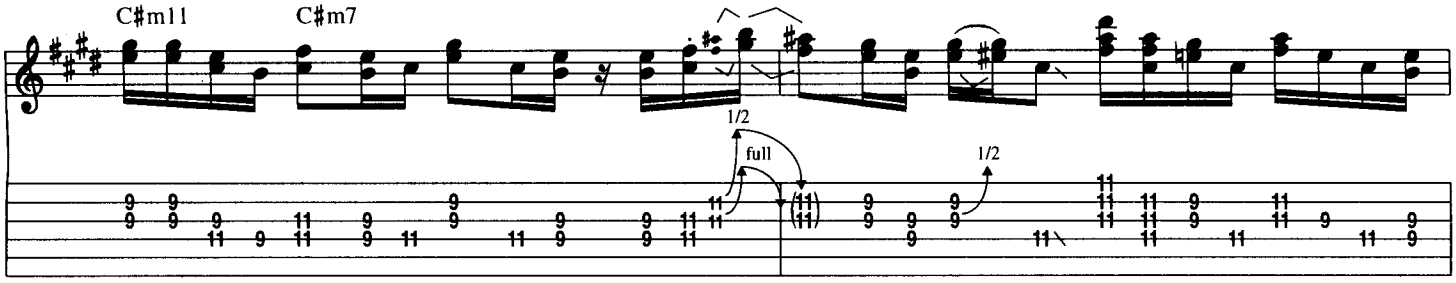
C♯m11
C♯m7
1/2
full
1/2


C♯m11
C♯m7
1/2
full


C♯m11
C♯m7
1/2
1/2
1/2
full
full


C♯m11 C♯m7
C♯m11
B♯m
C♯m
Gtr. 2

Bert's Lounge

Written by Gary Hoey

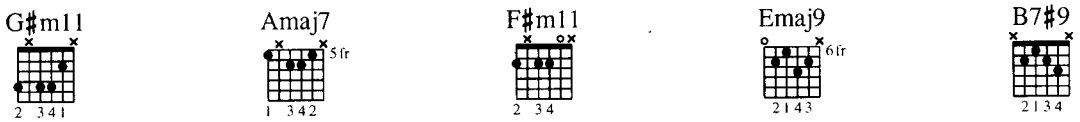

A **Intro**
Moderately ♩ = 119

Gtr. 1: w/ Rhy. Fig. 1, 4 times







B

Gtr. 1: w/ Rhy. Fig. 1, 4 times



Copyright © 1993 HOEY MUSIC (ASCAP)





pitch: F♯
* fdbk-1st time only

C





Gtr. 3: w/ Fill 1, 2nd time

F♯m11 B7♯9

1.

Gtr. 1: w/ Rhy. Fig. 1, 2 times

Em9 C^6_9

End Rhy. Fig. 2

full 1/2

G^6_9 Am11 Bm11 Em9 C^6_9 G^6_9 Am11 Bm11

1/4

2.

D Solo

Gtr. 1: w/ Rhy. Fig. 1, 4 times

Em9 C^6_9 G^6_9 Am11 Bm11 Em9 C^6_9

Gtr.2 tacet

Gtr. 3

f

full full full full 1/4

Gtr. 2

8va

mf

full

Fill 1

Gtr. 3 (dist.)

f

full 1/2


G6 9
Am11
Bm11
Em9
C6 9
G6 9
Am11
Bm11
1/4
full
full
1 1/2
Gtr. 1: w/ Rhy. Fig. 2
Em9
C6 9
G6 9
Am11
Bm11
G♯m11
full
Amaj7
F♯m11
Emaj9
G♯m11
full
w/ bar
w/ bar
Amaj7
F♯m11
8va
B7♯9
w/ bar
w/ bar
full
E
Gtr. 3: w/ Fill 2 (see next page)
* Gtr. 1
Em9
loco
pp
let ring throughout
* Two gtrs. arr. for one.

C6/9 B+7

Em9
Rhy. Fig. 3
w/ delay

C6/9 B+7
End Rhy. Fig. 3
delay off

Gtr. 2
Gtr. 1: w/ Rhy. Fig. 3, 2 times, simile
Em9
mf fdbk.

C6/9 B+7
w/ bar w/ delay

Em9

Fill 2
Gtr. 3


C9 6
B+7
f
F
Gtr. 1: w/ Rhy. Fig. 1, 4 times
Em9
C9 6
full
1/2
G9 6
Am11
Bm11
Em9
C9 6
G9 6
Am11
Bm11
Em9
C9 6
G9 6
Am11
Bm11
Em9
C9 6
G
Gtr. 1:w /Rhy. Fig. 1, 4 times
Gtr. 3: w/ Riff A
G9 6
Am11
Bm11
Em9
C9 6
G9 6
Am11
Bm11
full
Em9
C9 6
G9 6
Am11
Bm11
Em9
C9 6
full
full
1/2
full
full
full


G6/9 Am11 Bm11 Em9 C6/9 G6/9 Am11 Bm11
8va loco
P.H.
full full full w/ bar
H
Gtr. 1: w/ Rhy. Fig. 2
G♯m11 Amaj7 F♯m11
Gtr. 2
8va
w/ bar w/ bar
Gtr. 3
Emaj9 G♯m11 Amaj7 F♯m11
8va
loco
w/ bar w/ bar
P.H.
w/ bar w/ bar
pitch: D♯
I
Gtr. 3 tacet
B7♯9
Gtr. 1: w/ Rhy. Fig. 1 till fade
Em9 C6/9 G6/9 Am11 Bm11
Gtr. 2
8va
full full full full
1/4


Em9
C6 9
G6 9
Am11
Bm11
Em9
C6 9
8va
loco
1/2
1/2
full
1/2
1/4
more space.
G6 9
Am11
Bm11
Em9
C6 9
7
G6 9
Am11
Bm11
Em9
C6 9
8va
full
Begin Fade
G6 9
Am11
Bm11
Em9
C6 9
8va
full
full
1 1/2
G6 9
Am11
Bm11
Em9
C6 9
8va
loco
full
Fade Out
G6 9
Am11
Bm11
Em9
C6 9
8va
loco

Blast

From *THE ENDLESS SUMMER II*

Written by Gary Hoey

"Drop D" Tuning. Tune Down 1/2 step:

① = E♭ ④ = D♭

② = B♭ ⑤ = A♭

③ = G♭ ⑥ = D♭

A **Intro**

Moderately Slow ♩ = 75



B

Gtr. 1: w/ Riff A. 4 times



* Two gtrs. arr. for one.

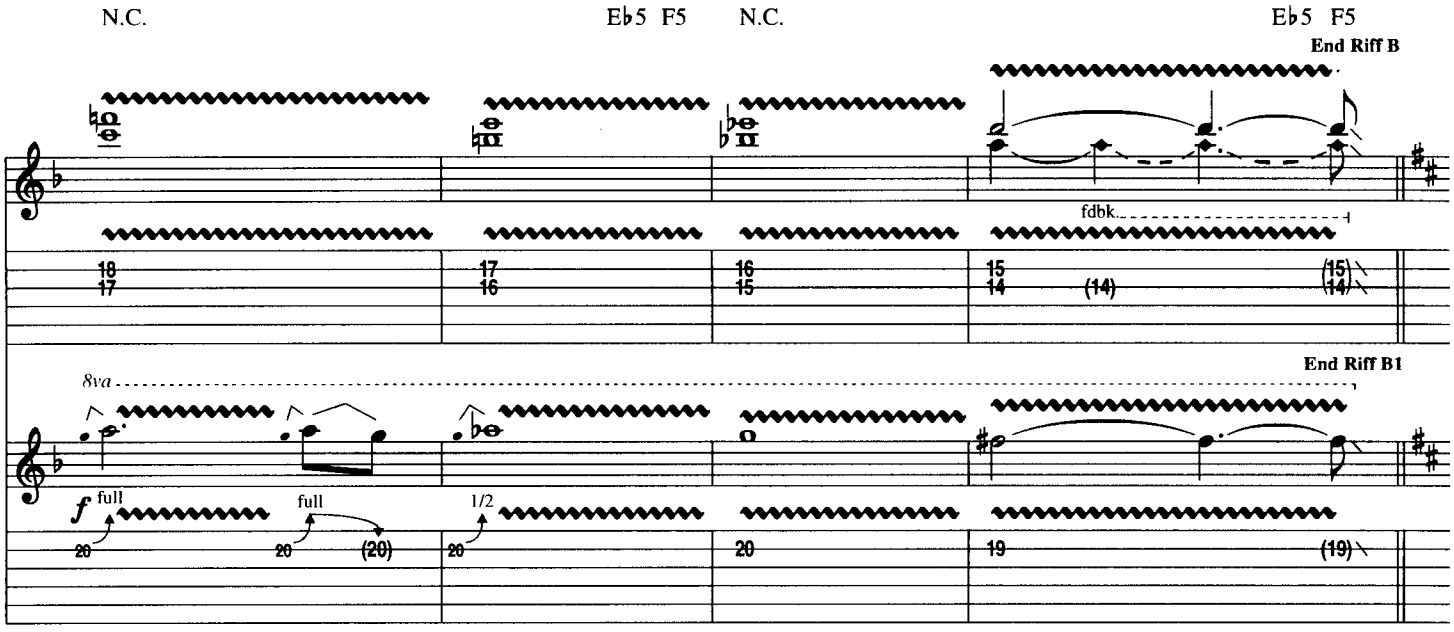

Copyright © 1994 HOEY MUSIC (ASCAP) and KATJA MUSIC
International Copyright Secured All Rights Reserved


C
Gtrs. 2 & 3 tacet
A5
A5/G
C5/F
D5/E
Gtr. 1: w/ Rhy. Fig. 1, 3 times
A5
A5/G
Rhy. Fig. 1
End Rhy. Fig. 1
Gtr. 1
Gtr. 4 (dist.)
f
C5/F
D5/E
A5
A5/G
C5/F
D5/E
8va
w/bar
full
full
1/2
1/2
full
full
1.
A5
A5/G
C5/F
D5/E
Gtr. 4 tacet
N.C.
8va
Gtr. 1
loco
P.M.
P.M.
E♭5
F5
N.C.
P.M.
P.M.
P.M.
P.M.
2.
A5
A5/G
C5/F
D5/E
8va
hold bend
full
full
full


D
N.C.
Gtr. 4
loco
f w/ wah-wah
full
full
full
full
full
Gtr. 1
Rhy. Fig. 2
loco
mf
End Rhy. Fig. 2
Gtr. 1: w/ Rhy. Fig. 2, 3 times
Gtr. 4
6:4
3
full
slight P.H.
1/2
12:8
12:8
12:8
5:4
8va
full
full
w/ bar

E

Gtr. 1: w/ Rhy. Fig. 1, 4 times, simile





* Play 20th fret w/ pinky while holding bend.





F

Gtr. 1: w/ Riff A, till fade

Gtrs. 2 & 3: w/ Riffs B & B1, till fade




Eb5 F5
N.C.
full
full
full
full
full
full
Eb5 F5
N.C.
1/2
1/4
full
full
full
3
N.C.
Begin Fade
Eb5
F5
N.C.
8va


8va
Eb5
F5
loco
N.C.
full
1/2
5:4
3
10:8
9:8
Fade Out

Drive

From *Animal Instinct*

Written by Gary Hoey

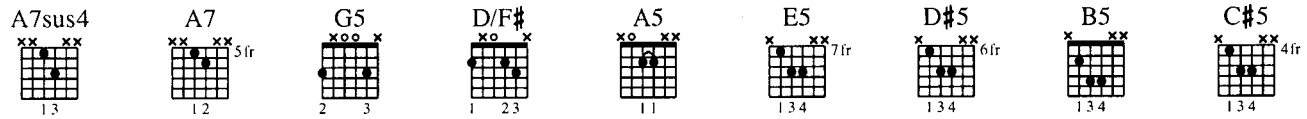

Tune Down 1/2 Step:

①=E♭ ④=D♭

②=B♭ ⑤=A♭

③=G♭ ⑥=E♭

A Intro

Uptempo Rock ♩ = 156





Copyright © 1993 HOEY MUSIC (ASCAP)





Gtr. 2: w/ Rhy. Fig. 1



End Rhy. Fig. 1







* Two gtrs. arr. for one (no dist. 3rd time)




A/C#
D
B/D#
1.
E7#9
8va
loco
full
full
full
(16)
(17)
End Rhy. Fig. 2
(cont. in slash, 2nd time)
P.M.
(cont. in slash)


2.
E
E5
E
E5
F
E5
E
E5
F
D#5
E5
E
E5
F
E5
E
open
Gtr. 2
P.M.
8va
Gtr. 3
full
full
1 1/2
(17)
(19)


D
E5
E
E5
E
A5
B5
A5
open
P.M.
8va
loco
full
full
full
w/ bar
(15)
(9)


B5
A5
B5
P.M.
1/4
1/4
full
1/2
1/2


A5
B5
P.M.
full
full

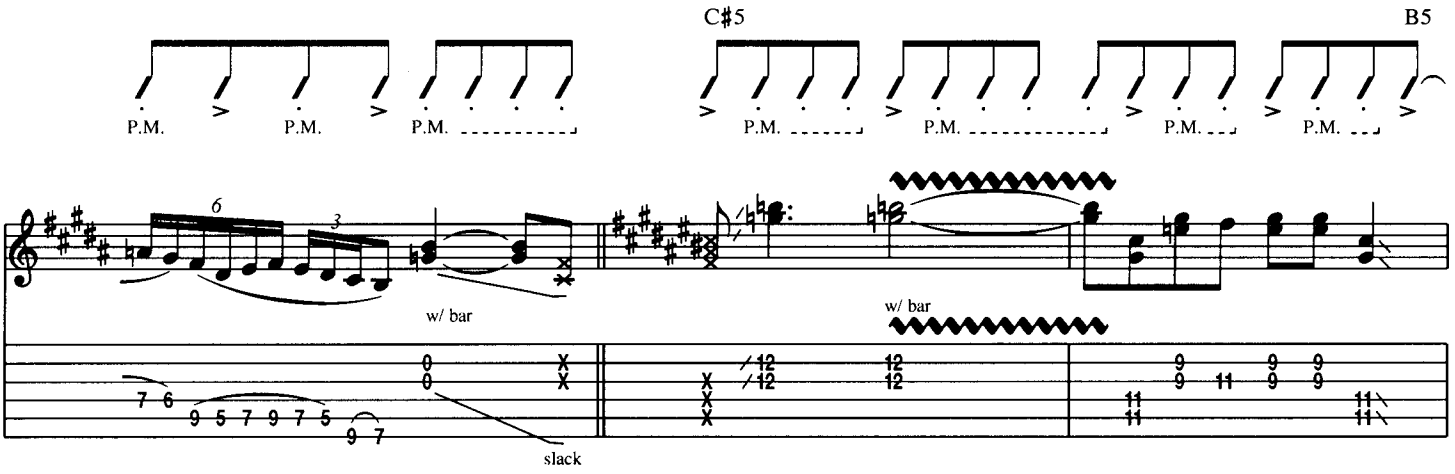
C♯5
B5
P.M.
w/ bar
w/ bar
slack


C♯5
B5
C♯5
P.M.
8va
loco
8va
loco
1 1/2
P.H.

pitch: E♯


B5
C#5
(cont. in notation)
P.M.
full
E
Gtr. 3
N.C.
Gtr. 2: w/ Riff B, 2 1/2 times
Gtr. 2
Riff B
End Riff B
1/2
1/4
w/ bar
slack
E5

F

Gtr. 4: w/ Fill 1

Gtrs. 1 & 2: w/ Riffs A & A1, 4 times

A7sus4 A7

fdbk. fdbk.

pitch: G

A7sus4 A7 A7sus4

fdbk. *dim.* full full

D.S. al Coda

A7 A7sus4 A7

Fill 1

Gtr. 4 (slight dist.)

1/2 1/2


Coda
Gtr. 2: w/ Rhy. Fig. 2
A/C♯ D A5/G E5 A/C♯ D A5/G
8va
full
A5 A/C♯ D A5/G E5
loco
full hold bend
* Play 20fr w/ pinky while holding bend.
A/C♯ D A5/G A5 A/C♯ D B/D♯
E7♯9
G
Gtr. 2: w/ Rhy. Fig. 1, till fade
A7sus4 A7
1/2


A7sus4 A7
A7sus4
G5
D/F♯
full
1/2
P.M.
w/ bar
full
A7sus4
A7
A7sus4
A7
A7sus4
G5
A5
full
full
full
P.M.
A7sus4
A7
A7sus4
A7
A7sus4
G5
D/F♯
8va
8va
A7sus4
A7
A7sus4
A7
Asus4
G5


loco
A5


Begin Fade
A7sus4
A7
A7sus4
A7
Asus4
G5
8va


loco
D/F#
A7sus4
A7


A7sus4
A7
A7sus4
G5
A5
8va


A7sus4
A7
A7sus4
A7
Asus4
G5
8va


Fade Out
D/F#
8va
loco

Hocus Pocus

From *ANIMAL INSTINCT*

Written by Thijs Van Leer and Jan Akkerman

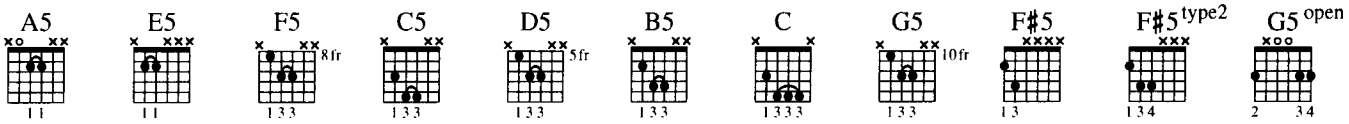





Copyright © 1973 Radmus Publishing, Inc.
International Copyright Secured. All Rights Reserved


N.C.
Em
Fmaj7
Cmaj7
B♭maj7
E7#9
8va
f
full
A5
loco
E5
F
D5
B5
E5
(10)
P.M.
slight P.M.
B
A5
Em
Fmaj7
Cmaj7
B♭maj7
E7#9
Gtr. 1
8va
Gtr. 2
Rhy. Fig. 1
P.M.
slight P.M.
Gtr. 3 (dist.)
mf


1.
A5
8va
E5
F5
D5
B5
E5
End Rhy. Fig. 1
P.M.
P.M.
slight P.M.
slight P.M.
P.M.


2.
C
Gtrs. 1 & 3 tacet
Gtr. 2
loco
B5
E5
A5
C5
D
P.M.
D5
F5
G5
N.C.
(drum fill)
3
P.M.
(cont. in slash)



* Two gtrs. arr. for one.



Gtr. 4: w/ Fill 1

Em/A F/A G/A A

8va

full full full full

P.M. P.M. P.M.

E

Gtr. 2: w/ Rhy. Fig. 1, 2 times

Gtr. 3 tacet

A5 Em Fmaj7 Cmaj7

Gtr. 1

8va

full full 1/2 full full

B♭maj7 E7♯9 A5

loco

full

Fill 1

Gtr. 4 (dist.)

f

w/ wah-wah



* Play slightly ahead of the beat.



* Play slightly behind the beat.



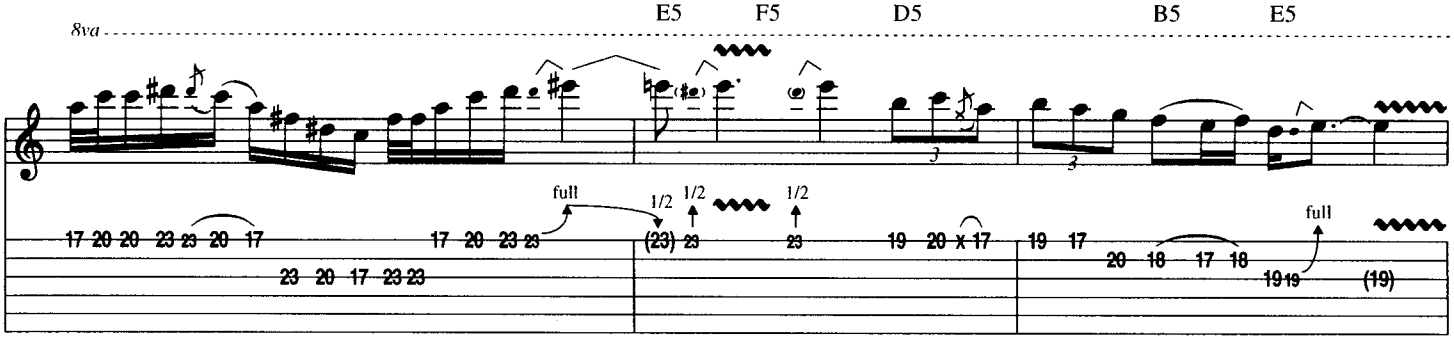

Gtr. 4: w/ Rhy. Fill 1 (see next page)



All Gtrs. tacet

N.C.

8va

loco

(bass)

6

full 1/2 full

(22) 22 (22) 22

w/ bar

dim.

slack

F

Gtr. 2: w/ Rhy. Fig. 2, 2nd time only

Gtr. 3: w/ Rhy. Fig. 2A

Gtr. 1

A5 E5 F5 C5 D5 C5 B5 E5

w/ wah-wah

Gtrs. 2 & 3: w/ Rhy. Figs. 2 & 2A, 2 times, simile

A5 E5 F5 C5

Rhy. Fill 1

Gtr. 4


D5
C5
B5
E5
A5
E5


F5
C5
D5
C5
B5
E5


Am
Dm/A
Em/A
F/A
Gtr. 1
full
Gtr. 3
8va
w/ wah-wah
Gtr. 2
P.M.


G
Em/A
F/A
G
F#5
8va
full
full
1 1/2
slight P.M. throughout
w/ flanger
*A.H.
pitch: F# A# E C# C# C#
C# G# F# G# C# A# F# E
8va
p
full
full
full
full
P.M.
P.M.
P.M.
P.M.
P.M.
(cont. in slash)
P.M.
*A.H. produced by right-hand palm.


F#5
Gtr. 2
P.M.
Gtr. 3 tacet
Gtr. 3
loco
p
w/ bar
Gtr. 1
loco
8va
loco
15ma
A.H.
P.H.
full
1/2
full
pitch: A# F# E A# A# F# E
pitch: E


F#5 type2 F#5 F#5 type2 F#5 F#5 type2 F#5 F#5 type2
F#
6
14fr
(cont. in notation)
P.M.
15ma
8va
loco
P.H.
1/4
full
(4)
pitch: F# G# F# F# G#
Gtr. 1 N.C.
G5 A5
Gtr. 2
3
A5
E5 Fmaj7 Cmaj7 B♭maj7 E7#9
1/2
w/ bar
-1
slack
H
Gtr. 2: w/ Rhy. Fig. 1, 3 times, simile
A5 Em Fmaj7 Cmaj7 B♭maj7 E7#9
pitch: F#


A5
8va
E5
F5
D5
B5
E5
3
1/2
1/2
1/4
A5
loco
Em
Fmaj7
Cmaj7
B♭maj7
E7♯9
A5
8va
full
E5
F5
D5
B5
E5
8va
loco
8va
loco
3
3
3
P.H.
A5
let ring
Em
Fmaj7
Cmaj7
full
full
full
1/2
full
full
full
full
B♭maj7
E7♯9
A5
8va
let ring
full
full
full

8va

full

E5 F5 D5 B5 E5

8va

full

I

Freely

Gtr. 4: w/ Rhy. Fill 2

A5 C D5 F5 G5 open

Gtr. 2

8va

loco

full w/ bar w/ bar w/ bar w/ bar

w/ bar +1 w/ bar full

3

-2 1/2

Rhy. Fill 2

Gtr. 4

f





Gtr. 4: w/ Rhy. Fill 3



Rhy. Fill 3
Gtr. 4

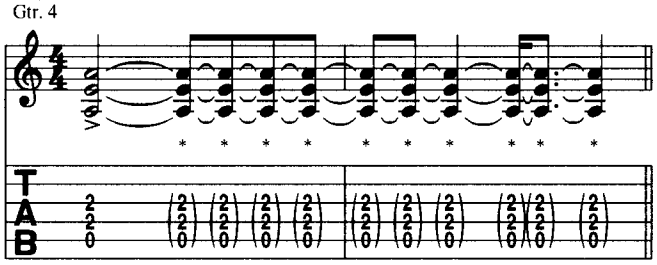

* Flick pickup selector switch.

Jamie

From *ANIMAL INSTINCT*

Written by Gary Hoey

Open G Tuning.
Tune Down 1/2 Step:
①=D♭ ④= D♭
②=B♭ ⑤= G♭
③=G♭ ⑥= D♭



Copyright © 1993 HOEY MUSIC (ASCAP)
International Copyright Secured All Rights Reserved

C

Gtr. 2 tacet

Gtr. 1

G Am7/G A7/G G

To Coda ⊕ *D.S. al Coda* *(w/ repeats)*

Am7/G A7/G G D G

8va loco

Harm.

⊕ *Coda*

A7/G G D G

8va loco

D

G

Gtr. 1

Harm.

Rhy. Fill 1

Gtr. 1

Rhy. Fill 2

Gtr. 1

8va loco

Harm.

Rhy. Fill 2A

Gtr. 2

8va

Harm.



E

Gtr. 1: w / Rhy. Fig. 1, 1 1/2 times

G

Gtr. 2





G D G

8va

Gtr. 1

Harm.

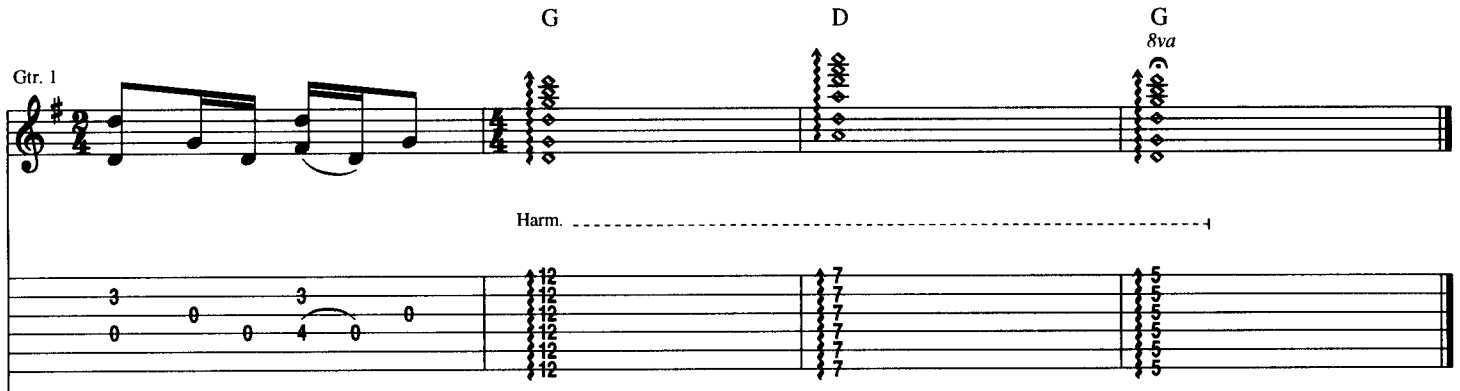

8va

Gtr. 2

Harm.



Linus And Lucy

From *ENDLESS SUMMER II*

Written by Vince Guaraldi

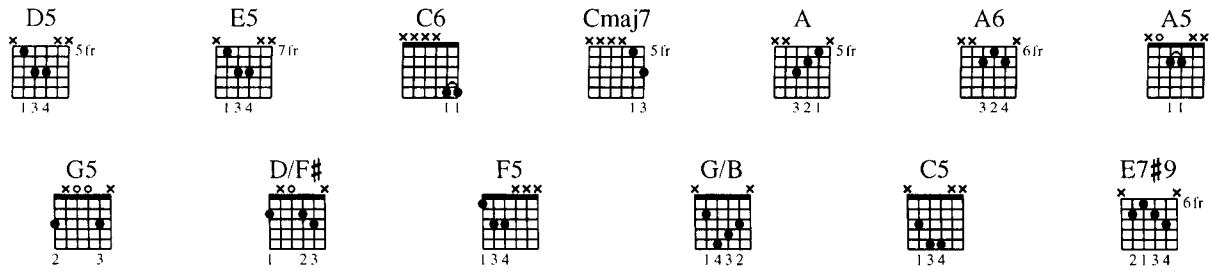

Tune Down 1/2 Step:

① = E♭ ④ = D♭

② = B♭ ⑤ = A♭

③ = G♭ ⑥ = E♭

A Intro

Uptempo ♩ = 162

Half-Time Feel

Gtr. 1 (dist.)

N.C.

E7♯9

w/ dist.

f

B

End Half-Time Feel

A

Riff A

A6

A

Copyright © 1965 LEE MENDELSON FILM PRODUCTIONS, INC.
Copyright Renewed
All Rights Reserved

C

Gtr. 2: w/ Fill 1, 1st time
Gtr. 2: w/ Fill 2, 2nd time

A6 N.C.(A)

End Riff A Rhy. Fig. 1

C6 Cmaj7

End Rhy. Fig. 1

1.

A A6

w/bar

steady gliss.

2.

A A6 N.C.

w/bar w/bar

steady gliss. (cont. in slash)

Fill 1
Gtr. 2 (dist.)

f slight P.H. full

Fill 2
Gtr. 2

slight P.H. full 1/2 1/2


D
D5 E5 N.C.
Rhy. Fig. 2
Gtr. 1
Gtr. 2
w/ wah-wah
Gtr. 1 : w/ Rhy. Fig. 2, 2 1/2 times
D5 E5 N.C.
End Rhy. Fig. 2
D5 E5 N.C.
15ma
full
P.H.
D5 E5 N.C.
A
5
open
Gtr. 1
loco
E
Gtr. 1 : w/ Riff A
A A6 A A6
15ma
w/bar
fdbk.
loco
pitch: E
-1 1/2


F
Gtr. 1 : w/ Rhy. Fig. 1
N.C.(A)
8va
C6
Cmaj7
A
Rhy. Fig. 3
Gtr. 1
8va
8va
loco
w/bar
w/bar
rake
A6
C6
Cmaj7
A
8va
loco
w/bar
w/bar
G
Gtr. 1 : w/ Rhy. Fig. 2, 3 1/2 times
A6
D5
E5
N.C.
End Rhy. Fig. 3
w/bar
steady gliss.


D5
E5
N.C.
w/bar
slack
H Solo
A5
G5
D/F#
Rhy. Fig. 4
Gtr. 1
15ma
loco
P.H.
full
1/2
1/4
Gtr. 1 : w/ Rhy. Fig. 4, 2 times
F5
End Rhy. Fig. 4
8va
loco


A5
Gtr. 1
G/B
C5
8va
loco


D5
w/bar
slack


I
E
E7#9
E
E7#9
E
E7#9
open
full
grad. release


E
E7#9
E
E7#9
E
E7#9
open
slight P.H.
full
1/2


J
Gtr. 1 tacet
N.C.(A)
w/ bar
8va
Gtr. 1 : w/ Rhy. Fig. 3
C6
Cmaj7
A
Gtr .1
1/2
w/bar
1/2 full
A6
C6
Cmaj7
1/2 full
1/2 full
1/4
1/2
w/bar


K
Gtr. 1 : w/ Rhy. Fig. 2, 6 times
A
A6
D5
E5 N.C.
8va
loco
steady gliss.
wah off
w/wah-wah


D5
E5 N.C.
8va
loco
wah off
w/wah-wah
w/bar
slack


D5
E5 N.C.
8va
w/wah-wah
full


L Half-Time Feel
D5
E5 N.C.
E
E7#9
6
open
Gtr. 1
loco


E
E7#9
open
full
slight P.H.
poco rit.
M Free Time
A5
rit.
w/bar
-1 1/2
-1

Low Rider

From *ENDLESS SUMMER II*

Written by Sylvester Allen, Harold R. Brown, Morris Dickerson, Jerry Goldstein, Leroy Jordan,
Lee Oskar, Charles W. Miller and Howard Scott

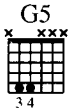

Tune Down 1/2 Step:
(1)=E♭ (4)=D♭
(2)=B♭ (5)=A♭
(3)=G♭ (6)=E♭

A Intro
Moderately Fast Funk Rock ♩ = 143

Gtr. 1 (dist.)
N.C.
(drums & bass)
15ma
loco
w/ talk box
steady gliss
* Pick scrape at hypothetical fret position.

B
N.C.
1/2
full

C
G5
N.C.
Gtr. 2 (dist.)
Gtr. 1
1/2
full
full
1/4

Copyright © 1975 Far Out Music, Inc.
All Rights Administered by PolyGram International Publishing, Inc.


Gtr. 1
15ma
loco
P.H.
full
1/4
pitch: F
Gtr. 3 (dist.)
Rhy. Fig. 1
End Rhy. Fig. 1
f
w/ talk box
D
N.C.
Gtr. 3: w/ Rhy. Fig. 1, 3 times
P.H.
w/ bar
pitch: D
-4 1/2
P.M.
G5
E
N.C.
P.M.
P.M.
w/ talk box
full
1/4
Gtr. 3: w/ Rhy. Fig. 1, 2 times
full
P.M.
P.M.
P.M.



F



* Two gtrs. arr. for one.






G
B♭5
F5
G5
B♭5
F5
C5
B♭5
F5
G5
D5
Gtr. 1
Gtr. 2
divisi
H
Gtr. 2 tacet
N.C.
8va
loco
Gtr. 1
w/ talk box
full
full
1/4
1/4
full
8va
8va
8va
loco


7:4
6:4
8va
G5
Gtr. 2
> w/ talk-box
8va
15ma
loco
full
full
1/2
w/ bar
fdbk.
w/ bar held down
slack
pitch: D
I
Gtr. 1 tacet
G5
N.C.
N.C.
(cont. in notation)
15ma
loco
Gtr. 2
2
Riff A
w/ talk box
w/ talk-box
* Slide left hand on strings w/ bar depressed.
Gtr. 2: w/ Riff A, 3 1/2 times
B♭5
C5
G5
End Riff A
Gtr. 3
p
mp











* Two gtrs. arr. for one.


Gtr. 3: w/ Rhy. Fig. 1, 2 1/2 times
Gtr. 1
8va
full
Gtr. 2
Rhy. Fig. 4
End Rhy. Fig. 4
Gtr. 2: w/ Rhy. Fig. 4, 3 times
8va
Gtr. 1
full
1/4
1/4
8va
loco
loco
P.H.
1/2
Gtr. 1
Gtr. 3: w/ Rhy. Fig. 1
1/4
P.M.
Gtr. 3
mp
P.M.
P.M.
1/2
P.M.
Gtr. 1
Gtr. 2: w/ Rhy. Fig. 2
P.M.
full
P.M.
P.M.
P.M.
slight P.H.



Begin Fade









Fade Out



Motown Fever

From *ANIMAL INSTINCT*

Written By Gary Hoey

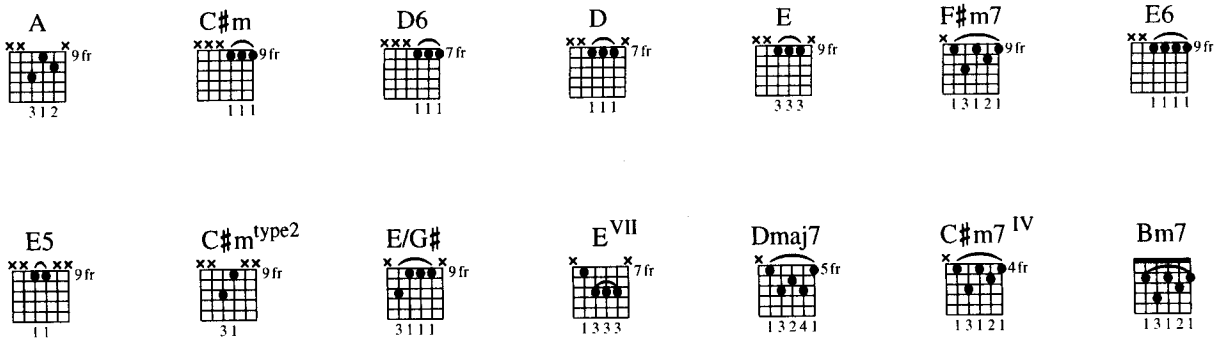

Tune Down 1/2 Step:

①=E♭ ④=D♭

②=B♭ ⑤=A♭

③=G♭ ⑥=E♭

A Intro

Moderately ♩ = 105



* Two gtrs. arr. for one.

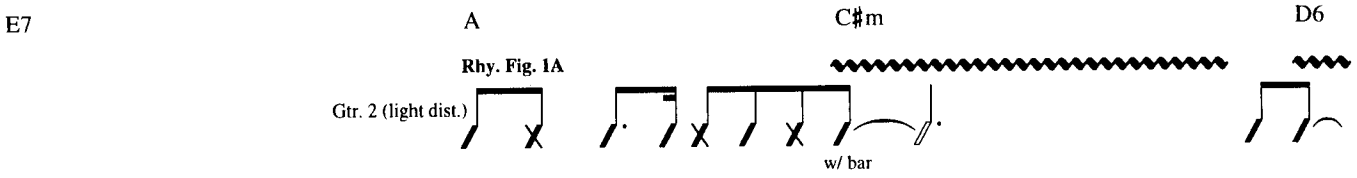



Copyright © 1993 HOEY MUSIC (ASCAP)
International Copyright Secured All Rights Reserved


B
Gtrs. 1 & 2: w/ Rhy. Figs. 1 & 1A, 4 times, simile
D
E
A
A
C♯m
End Rhy. Fig. 1
Gtr. 3 (dist.)
f
full
full
Gtr. 1
End Rhy. Fig. 1A
D6
D
E
A
Gtr. 3
full
C♯m
D6
D
full
E
A
C♯m7
D6
D
E
A
C♯m
8va
full


D6
D
E
A
8va
loco
full


C
F♯m7
E6
D
E
Rhy. Fig. 2A
Gtr. 1
8va
Gtr. 3
w/ bar
full w/ bar
Gtr. 2
Rhy. Fig. 2
let ring throughout


F♯m7
E6
D
E
E5
C♯m type2
E
A
End Rhy. Fig. 2A
8va
-1/2
w/ bar
full
End Rhy. Fig. 2

D

Gtrs. 1 & 2: w/ Rhy. Figs. 1 & 1A, 2 times, simile

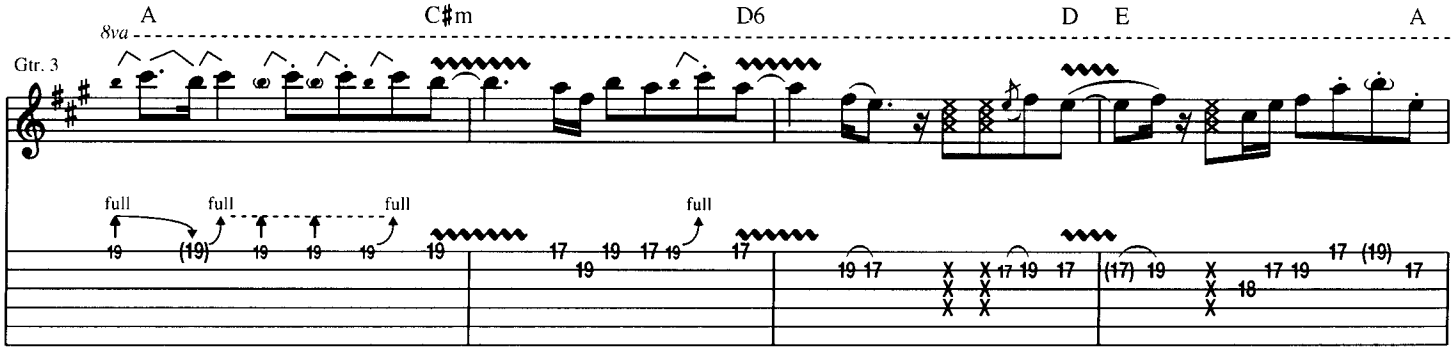

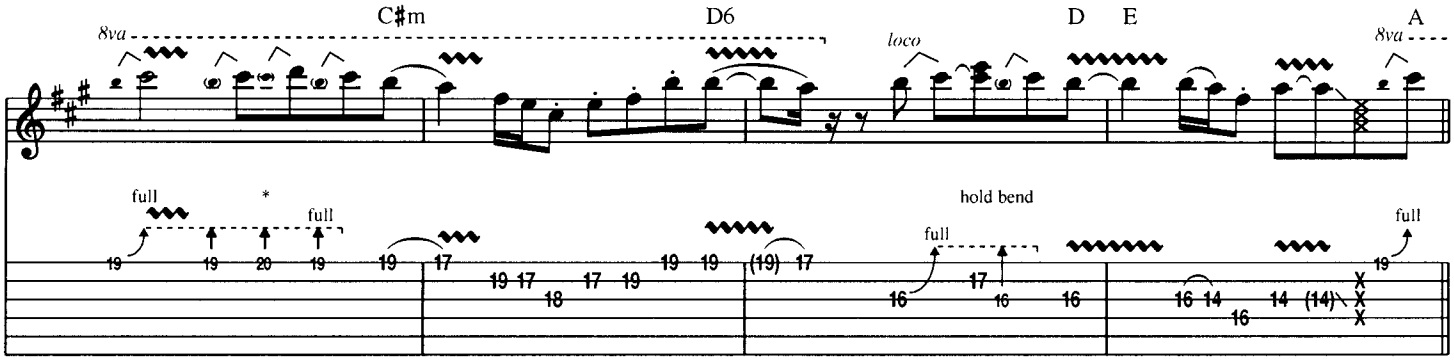

* Play 20fr w/ pinky while holding bend.

E







F

Gtrs. 1 & 2: w/ Rhy. Figs. 1 & 1A, 2 times, simile




E
A
C♯m
D6
8va
loco
full


G
Gtrs. 1 & 2: w/ Rhy. Figs. 2 & 2A, simile
D
E
A
F♯m7
8va
full
w/ bar


E6
D
E
8va
w/ bar


F♯m7
E6
D
8va
w/ bar
full


H
Gtrs. 1 & 2: w/ Rhy. Figs. 1 & 1A, simile, till fade
E
E5
C♯m
E
A
A
C♯m
D6
8va
loco
full





* 7/10ths distance between 5th & 6th frets.

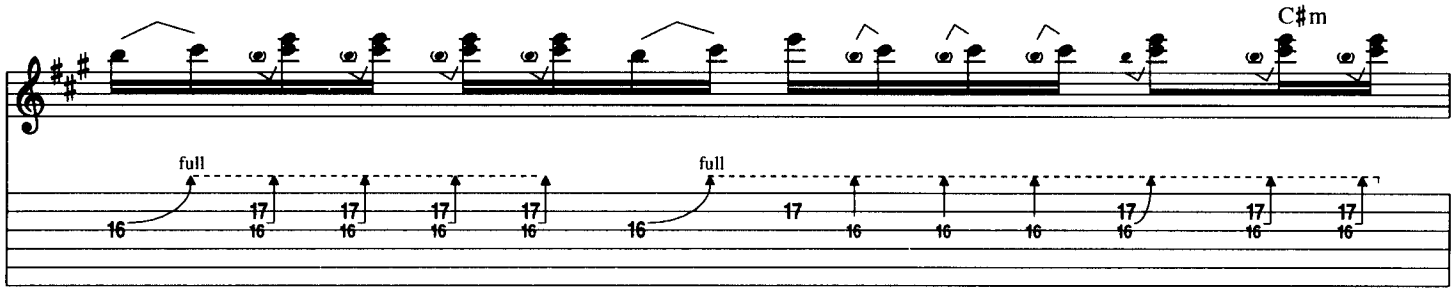

Begin Fade



Fade Out



Riptide

From *THE ENDLESS SUMMER II*

Written by Gary Hoey

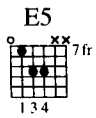

Tune Down 1/2 Step:

① = E♭ ④ = D♭

② = B♭ ⑤ = A♭

③ = G♭ ⑥ = E♭

A Intro

Free Time

N.C.(Em)

Moderate Rock ♩ = 100

8va

Gtr. 1 (dist.)

f

loco

slack

fdbk.

w/ bar

w/ bar

w/bar

slack

T A B

7

(7)

(7)

(7)

8 6

pitch: G#

slack

8va

Gtr. 2 (dist.)

mf

w/ tremolo effect

fdbk.

w/ bar

fdbk.

T A B

9 7

(9 7)

0 0

0

(0)

pitch: B

pitch: G#

Copyright © 1994 HOEY MUSIC (ASCAP) and KATJA MUSIC


A
17fr
Gtr. 3 (dist.)
f
fdbk.
w/bar
-1 1/2
-1/2
+1/2
-1/2
+1
pitch: C C# D D# E D F# G# A B
slack
8va
(cont. in slash)
fdbk.
pitch: D
E
E5
D5/E
Rhy. Fig. 1A
End Rhy. Fig. 1A
Gtrs. 2 & 3
8va
Gtr. 1
Rhy. Fig. 1
loco
End Rhy. Fig. 1
mf
fdbk.
w/ bar
fdbk.
w/ bar
pitch: B
pitch: B
B
Gtrs. 1, 2 & 3: w/ Rhy. Figs. 1 & 1A, 3 times, simile
Gtr. 4 (dist.)
E5
D5/E
f w/ wah-wah
full
full
E5
w/ bar
w/ bar
full
full


D5/E
E5
w/ bar
D5/E
w/ bar
w/ bar
E5
Gtr. 4 tacet
w/ bar
Gtrs. 1 & 3
(19)
C
Gtr. 2 tacet
N.C.
Gtrs. 1 & 3: w/ Riff A
N.C.
Gtrs. 1 & 3
Riff A
play 3 times
End Riff A
Gtr. 4
f
w/ bar
P.M.
P.M.
P.M.
fdbk.
rake
+1/2
-1
-3 1/2
Gtr. 1: w/ Riff A, 8 times
Gtrs. 2 & 3: w/ Rhy. Fig. 1A, 2 times, simile
E5
full
full
w/ bar
full
full
D5/E
full


E5
8va
full
full
full
full
D5/E
loco
w/ bar
rake
1/2
E5
Gtr. 4
Gtr. 1
w/ bar
fdbk.
dim.
pitch: B
-1/2
Gtr. 2
8va
fdbk.
w/ bar
pitch: B
slack
Gtr. 3
8va
p
w/ bar
w/ bar
fdbk.
pitch: D
B
slack


D
Gtrs. 1, 2 & 3: w/ Rhy. Figs. 1 & 1A. 4 times, simile
E5
D5/E
Gtr. 4
full
full
w/ bar
E5
w/ bar
full
full
w/ bar
D5/E
E5
w/ bar
D5/E
w/ bar
E5
steady gliss.
full



E

Gtrs. 1, 2 & 3: w/ Rhy. Figs. 1 & 1A till fade, simile










D5/E
8va
loco
P.H.
E5
D5/E
8va
T.H.
Harm.
E5
8va
loco
Harm.
D5/E
8va loco
P.H.
E5
full
full
1/2 full
1/2 full
1/2 full
1/2 full


D5/E
8va
loco
P.H.
1/4
pitch: C#
Begin Fade
E5
D5/E
w/ bar
full
1/2
E5
full
D5/E
Fade Out

Surfdoggin'

From *THE ENDLESS SUMMER II*

Written by Gary Hoey

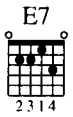

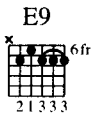

Tune Down 1/2 Step:

① = E♭ ④ = D♭

② = B♭ ⑤ = A♭

③ = G♭ ⑥ = E♭

A Intro

Country Blues Rock ♩ = 132

N.C.(E7)

Gtr. 1 (clean)

f

B

E7

Gtr. 1

(B7)

Gtr. 2 (clean)

Rhy. Fig. 1

p

let ring throughout

Copyright © 1994 HOEY MUSIC (ASCAP) and KATJA MUSIC
International Copyright Secured All Rights Reserved




A7


E7


B7
B9
C9
B9


E7
B9
1/2
End Rhy. Fig. 1


C
Gtr. 1
Gtr. 2: w/ Rhy. Fig. 1, simile
E7


A7
E7
full
1/4
B7
B9
C9
B9
full
full
1/2
D
Gtr. 2: w/ Rhy. Fig. 1, simile
E7
B9
E7
A7


E7
B7
B9
1/2
1/2
full
(2)
C9
B9
E7
E
Gtr. 2: w/ Rhy. Fig. 1, simile
B9
E7
full
full
1/4
A7


E7
B7
B9
full
C9
B9
E7
B9
F
Gtr. 2 tacet
N.C.(E7)
Gtr. 2: w/ Rhy. Fig. 1, last 8 meas. only, simile
A7
E7


B7
B9
C9
B9
E7
G
Gtr. 2: w/ Rhy. Fig. 1, simile
B9
E7
A7
E7


B7
B9
full
C9
B9
E7
1/2
H
Gtr. 2 tacet
N.C.(E7)
B9
1/4
* steady gliss.
* steady gliss. while tremolo picking
(A7)
(E7)
(B7)
rake


(C7)
(B7)
(E7)
I
Gtr. 2: w/ Rhy. Fig. 1, 1st 10 meas. only, simile
(B7)
E7
A7
E7
B7
B9
full
C9
B9
E7
Gtr. 2
E9
w/ bar
rit.

Texas Son

From ANIMAL INSTINCT

Written by Gary Hoey

Tune Down 1/2 Step:
①=E♭ ④=D♭
②=B♭ ⑤=A♭
③=G♭ ⑥=E♭

A **Intro**

Texas Blues ♩ = 130

N.C. B9 C9 N.C.

Gtr. 1 (clean)



B9 C9 N.C. B9 C9 N.C. Gtr. 1: w/ Rhy. Fig. 1, 2 times B9 C9 N.C.

play 9 times

Rhy. Fig. 1 **End Rhy. Fig. 1**

Gtr. 2 (dist.)



B

Gtr. 1 tacet

N.C.



Copyright © 1993 HOEY MUSIC (ASCAP)
International Copyright Secured All Rights Reserved



C

*N.C.(C7)

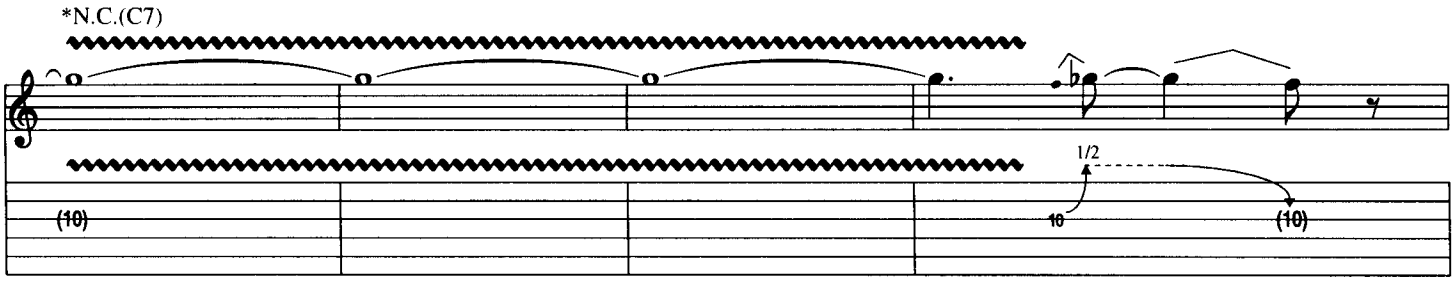

*Chord changes implied by bass.





D






(F7)
(C7)
full
full
1/4
1/2
(G7)
(Ab7)
(G7)
full
full
1/2
full
full
1/4
(C7)
E
N.C.(C7)
grad. bend
1/2
full
full
full
full
full
1/2
full
full
full
full
(F7)
(C7)
full
1/2
1/2
full
8va
(G7)
(Ab7)
(G7)
1 1/2
1/2
1/2


(C7)
8va
F
N.C.(C7)
loco
full
1/2
1/2
1/2
1/2
8va
1/2
full
full
1 1/2
8va
loco
(F7)
1/4
(C7)
full
full
1/2
3
(G7)
(A♭7)
(G7)
(C7)
full
1/4
1/2
1/4
1/4
1/4


G
N.C.(C7)
8va
loco
w/ wah-wah
P.H.
1/4
full
3/4
1/2
1 1/4
pitch: G
G
G
(F7)
(C7)
1 1/2
(G7)
(Ab7)
(G7)


(C7)
H
N.C.(C7)
full
1/2
full
1/4
full
1/2
1/4
1/2
wah off
full
I
N.C.(C7)
1/4
8va
full
full
full


(F7)
8va
loco
full
1/2
1/2
(C7)
8va
loco
(G7)
8va
1/4
P.H.
full
full
pitch: G
(A♭7)
(G7)
(C7)
8va
1/2
full
full
full
3
3
J
N.C.(C7)
8va
loco
full
full
full
full
1/2
1/2
(F7)
1/2
full
(C7)
full


(G7)
1/4
(Ab7)
(G7)
(C7)
1/2
full
full
full
K
Free Time
C9
(G7)
(Ab7)
(G7)
Gtr. 1
w/ wah-wah
rit.
3/4
full
full
full
full
full
full
full 1/2
full
full
full
Db9
C9
1/2
full
1/2
tr
tr