

Book
Easy to Advanced

Solo Guitar




WITH
CASSETTE

39 Progressive Solos For CLASSICAL GUITAR WITH TABULATURE

ARRANGED BY BEN BOLT

INCLUDES:

BACH/BOUREE
CARCASSI/STUDY IN A
TARREGA/LAGRIMA
SCARBOROUGH FAIR



CLASSICS IN TABLATURE SERIES



Cherry
Lane
Music

CONTENTS

3	Study 1 (Aguado)
4	Study 2 (Carcassi)
4	Study 3 (Carcassi)
6	Study 4 (Carcassi)
6	Study 5 (Carcassi)
7	Study 6 (Giuliani)
8	Study 7 (Carcassi)
11	Study 8 (Carcassi)
12	Study 9 (Giuliani)
13	Study 10 (Giuliani)
14	Study 11 (Aguado)
15	Study 12 (Giuliani)
17	Joyful, Joyful We Adore Thee (Beethoven)
18	Rondo (Carcassi)
20	Allegretto (Carulli)
23	Waltz (Carcassi)
25	Maestoso (Giuliani)
26	Scarborough Fair (Anonymous)
28	Vivace (Giuliani)
30	Estudio (Carulli)
33	Grazioso (Giuliani)
34	Allegro (Giuliani)
36	Etude (Carcassi)
40	Lagrima (Tarrega)
41	Moderato (Giuliani)
44	Study In A (Carcassi)
46	Bouree (J.S. Bach)
48	<i>Tablature Explanation</i>

CHERRY LANE MUSIC: THE PRINT COMPANY

EXECUTIVE: Michael Lefferts, President; Kathleen A. Maloney, Director of Customer Service; Len Handler, Creative Services Manager; Rock Stamberg, Advertising and Promotion Manager; Karen DeCrenza, Executive Secretary; Karen Carey, Division Secretary.

MUSIC: Mark Phillips, Director of Music; Jon Chappell, Associate Director of Music; Steve Gorenberg, Music Editor; Kerry O'Brien, Music Editor; Gordon Hallberg, Director, Music Engraving.

ART: Kerstin A. Fairbend, Art Director; Rosemary Cappa, Art Assistant.

PRODUCTION: Daniel Rosenbaum, Production Manager; James Piacentino, Production Coordinator.

STUDY 1

Arr. Ben Bolt

Dionisio Aguado

Allegro

First system of musical notation. The treble clef staff contains a melody starting with a piano (*p*) dynamic and the word *primi* written below. The bass clef staff contains guitar tablature with fret numbers (0, 1, 2) and a circled 3 indicating a triplet. The time signature is 2/4.

Second system of musical notation. The treble clef staff continues the melody. The bass clef staff continues the guitar tablature. The system concludes with a *Fine* marking.

Third system of musical notation. The treble clef staff begins with a mezzo-forte (*mf*) dynamic. The bass clef staff continues the guitar tablature, featuring triplets and a circled 3.

Fourth system of musical notation. The treble clef staff continues the melody. The bass clef staff continues the guitar tablature. The system concludes with a *D.C.* (Da Capo) marking.

STUDY 2

Arr. Ben Bolt

Matteo Carcassi

Prelude

The musical score for 'Prelude' is presented in three systems. Each system consists of a guitar staff and a corresponding tablature staff. The guitar staff is written in treble clef with a common time signature (C). The first system begins with a forte (f) dynamic marking. The tablature staff uses numbers 0-3 to indicate fret positions and includes techniques such as bends (marked with a 'b') and slides (marked with a 's'). Fingerings are indicated by numbers 1-4 above the notes. The piece concludes with a double bar line at the end of the third system.

System 1:

Guitar staff: Measures 1-4. Measure 1 starts with a forte (f) dynamic. Measure 4 contains a triplet of eighth notes.

Tablature staff: Measures 1-4. Measure 1 starts with a fretted note (0). Measure 4 contains a triplet of eighth notes.

System 2:

Guitar staff: Measures 5-8. Measure 8 contains a triplet of eighth notes.

Tablature staff: Measures 5-8. Measure 5 starts with a fretted note (0). Measure 8 contains a triplet of eighth notes.

System 3:

Guitar staff: Measures 9-12. Measure 12 ends with a double bar line.

Tablature staff: Measures 9-12. Measure 9 starts with a fretted note (0). Measure 12 ends with a double bar line.

STUDY 3

Arr. Ben Bolt

Matteo Carcassi

Andante

0

p

0

2 1 0 2

0

0 0

0

0 3 1 0

1 2

0 0

0

0 0

0

This Arrangement © 1991 Cherry Lane Music Company, Inc.
International Copyright Secured All Rights Reserved

First system of musical notation. Treble clef staff contains a melody with a forte (*f*) dynamic marking. Bass staff contains a bass line with a triplet of eighth notes. Fingering numbers are present above and below the notes.

Second system of musical notation. Treble clef staff continues the melody. Bass staff continues the bass line. Fingering numbers are present above and below the notes.

Third system of musical notation. Treble clef staff continues the melody. Bass staff continues the bass line. Fingering numbers are present above and below the notes.

Fourth system of musical notation. Treble clef staff concludes the melody with a piano (*pp*) dynamic marking. Bass staff concludes the bass line. Fingering numbers are present above and below the notes.

STUDY 4

Arr. Ben Bolt

Matteo Carcassi

The first system of musical notation consists of a treble clef staff and a six-string guitar staff. The treble staff is in C major and 4/4 time, featuring a melody of eighth notes with fingerings 0-1-0, 0-1-0, 2-1-0, 2-1-0, 2-4-1, 2-4-1, 1, and 1. The guitar staff has a bass line with fingerings 3, 2, 0, 3, 0, 3, 3, and 2. A forte (f) dynamic marking is present at the beginning.

The second system of musical notation continues the piece. The treble staff melody includes fingerings 2-3-4, 2-4-1, 2-4-1, 1, and 0-1. The guitar staff bass line includes fingerings 3, 2, 3, 1, 3, 2, 3, 1, 1, 0, 0, 1, and 3. The system concludes with a double bar line.

STUDY 5

Arr. Ben Bolt

Matteo Carcassi

The first system of musical notation for Study 5. It consists of a treble clef staff in common time (C) and a three-part guitar tablature (T, A, B) below it. The treble staff contains four measures of music. The first measure has two eighth notes (G4, A4) and a quarter note (B4). The second measure has two eighth notes (B4, C5), a quarter note (D5), and a triplet of eighth notes (E5, F5, G5) marked with a '3' and a '4' above the triplet. The third measure has two eighth notes (G5, F5), a quarter note (E5), and a quarter note (D5). The fourth measure has two eighth notes (C5, B4), a quarter note (A4), and a quarter note (G4) with a bar line. The tablature below has three staves: Treble (T), Alto (A), and Bass (B). The first measure of the T staff has notes 1, 0, 1, 0. The A staff has notes 2, 0, 2, 0. The B staff has notes 0, 0, 0, 0. The second measure of the T staff has notes 0, 0, 0, 3, 0, 3, 0. The A staff has notes 0, 0, 0, 3, 0, 3, 0. The B staff has notes 1, 0, 1, 0, 0, 0, 0. The third measure of the T staff has notes 1, 0, 1, 0, 0, 0, 0. The A staff has notes 2, 0, 2, 0, 3, 3, 0. The B staff has notes 0, 0, 0, 0, 3, 3, 0. The fourth measure of the T staff has notes 1, 0, 0, 0, 0, 0, 0. The A staff has notes 0, 0, 0, 0, 0, 0, 0. The B staff has notes 0, 0, 0, 0, 3, 3, 0.

The second system of musical notation for Study 5. It consists of a treble clef staff in common time (C) and a three-part guitar tablature (T, A, B) below it. The treble staff contains four measures of music. The first measure has a double bar line with repeat dots. The second measure has two eighth notes (G4, A4), a quarter note (B4), and a quarter note (C5) with a '0' above the first eighth note and a '1' above the quarter note. The third measure has two eighth notes (B4, C5), a quarter note (D5), and a quarter note (E5) with a '1' above the first eighth note and a '4' above the quarter note. The fourth measure has two eighth notes (C5, D5), a quarter note (E5), and a quarter note (F5) with a '0' above the first eighth note and a '2' above the quarter note. The fifth measure has two eighth notes (D5, E5), a quarter note (F5), and a quarter note (G5) with a '1' above the first eighth note and a '4' above the quarter note. The sixth measure has two eighth notes (E5, F5), a quarter note (G5), and a quarter note (A5) with a '2' above the first eighth note and a '1' above the quarter note. The seventh measure has two eighth notes (F5, G5), a quarter note (A5), and a quarter note (B5) with a '4' above the first eighth note and a '0' above the quarter note. The eighth measure has two eighth notes (G5, F5), a quarter note (E5), and a quarter note (D5) with a '2' above the first eighth note and a '1' above the quarter note. The tablature below has three staves: Treble (T), Alto (A), and Bass (B). The first measure of the T staff has notes 1, 0, 1, 0. The A staff has notes 2, 0, 2, 0. The B staff has notes 0, 0, 0, 0. The second measure of the T staff has notes 1, 0, 1, 0, 2, 0, 2, 0. The A staff has notes 3, 0, 3, 0, 2, 0, 2, 0. The B staff has notes 1, 0, 1, 0, 2, 0, 2, 0. The third measure of the T staff has notes 1, 0, 1, 0, 2, 0, 2, 0. The A staff has notes 3, 0, 3, 0, 2, 0, 2, 0. The B staff has notes 1, 0, 1, 0, 2, 0, 2, 0. The fourth measure of the T staff has notes 3, 0, 3, 0, 2, 0, 2, 0. The A staff has notes 0, 0, 0, 0, 2, 0, 2, 0. The B staff has notes 0, 0, 0, 0, 2, 0, 2, 0. The fifth measure of the T staff has notes 3, 0, 3, 0, 2, 0, 2, 0. The A staff has notes 0, 0, 0, 0, 2, 0, 2, 0. The B staff has notes 0, 0, 0, 0, 2, 0, 2, 0. The sixth measure of the T staff has notes 3, 0, 3, 0, 2, 0, 2, 0. The A staff has notes 0, 0, 0, 0, 2, 0, 2, 0. The B staff has notes 0, 0, 0, 0, 2, 0, 2, 0. The seventh measure of the T staff has notes 3, 0, 3, 0, 2, 0, 2, 0. The A staff has notes 0, 0, 0, 0, 2, 0, 2, 0. The B staff has notes 0, 0, 0, 0, 2, 0, 2, 0. The eighth measure of the T staff has notes 3, 0, 3, 0, 2, 0, 2, 0. The A staff has notes 0, 0, 0, 0, 2, 0, 2, 0. The B staff has notes 0, 0, 0, 0, 2, 0, 2, 0.

STUDY 6

Arr. Ben Bolt

Mauro Giuliani

Allegro

The musical score for 'The Rose Tree' is presented in two systems. The first system contains the first two measures of the piece. The second system contains the next two measures. The notation includes a treble clef, a common time signature (C), and a key signature of one flat (B-flat). The melody is written on a single staff, and the accompaniment is written on a grand staff (treble and bass clefs). Fingerings are indicated by numbers 1-3, and dynamics like *p* (piano) and *f* (forte) are marked. The lyrics 'The Rose Tree' are written below the melody in the first system, and 'The Rose Tree' is written below the melody in the second system.

The musical score for "The Wind" by The Beatles is presented in a two-staff format. The top staff is a standard musical staff with a treble clef, showing a melody in G major. The bottom staff is a guitar/bass staff with a bass clef, featuring a guitar-style tablature with fret numbers (0-4) and a bass line. The score is divided into two measures. The first measure includes a mezzo-forte (*mf*) dynamic marking. The second measure includes a 4-measure rest for the guitar and a 2-measure rest for the bass. The tablature for the guitar is as follows:

Measure	Tablature
1	2 1 1 1 1 2 1 3 1 2 1 1
2	3 2 1 2 2 1 2 1 3 1 1 3 1

First system of a musical score for guitar. The treble clef staff contains a melody of eighth notes, including triplets and slurs. The bass staff shows fret numbers (0, 1, 2) for the left hand.

Second system of the musical score. It continues the melody from the first system, featuring slurs and triplets. The bass staff shows fret numbers. The system concludes with a double bar line.

STUDY 7

Arr. Ben Bolt

Matteo Carcassi

Caprice

The musical score is written for guitar. The first system begins with a piano (*p*) dynamic. The treble staff contains a series of eighth and sixteenth notes, with fingerings *i m i* and *a i m i* indicated above. The bass staff shows fret numbers (0, 2, 3, 2, 1, 2, 3, 2, 0, 3, 2, 3, 3, 2, 3). The second system continues the melodic line with similar fingerings and fret numbers. The third system features a change in the bass line with notes on the A and B strings, indicated by fret numbers 0, 2, 4, 1, 2, 3, 2. The fourth system concludes the piece with a final melodic phrase and a bass line ending on fret 4.

First system of musical notation for guitar, featuring a treble clef staff with a key signature of one flat and a bass staff with TAB notation. The treble staff contains two measures of music with fourteenth-note runs and slurs. The bass staff contains corresponding fret numbers (0, 2, 3, 1, 2, 3, 2, 0, 3, 3, 3, 3, 3, 3, 3, 3, 3, 1, 3, 0, 3, 1, 3, 1, 1, 1, 1, 3).

Second system of musical notation for guitar, featuring a treble clef staff with a key signature of one flat and a bass staff with TAB notation. The treble staff contains two measures of music with fourteenth-note runs and slurs. The bass staff contains corresponding fret numbers (3, 2, 1, 2, 1, 2, 2, 2, 2, 2, 3, 2, 2, 2, 0, 2, 3, 2, 1, 2, 3, 2, 0, 3, 3, 3, 3, 3).

Third system of musical notation for guitar, featuring a treble clef staff with a key signature of one flat and a bass staff with TAB notation. The treble staff contains two measures of music with fourteenth-note runs and slurs. The bass staff contains corresponding fret numbers (0, 3, 2, 3, 3, 2, 3, 0, 2, 2, 2, 3, 2, 2, 2, 0, 2, 3, 2, 2, 3, 3, 3, 1, 3, 3, 3).

Fourth system of musical notation for guitar, featuring a treble clef staff with a key signature of one flat and a bass staff with TAB notation. The treble staff contains two measures of music with fourteenth-note runs and slurs. The bass staff contains corresponding fret numbers (3, 3, 3, 0, 3, 3, 3, 2, 2, 2, 0, 2, 2, 2, 0, 2, 3, 2, 1, 2, 3, 2, 0, 3, 3, 3, 3, 3).

(CI) CI

3 2 4 1 2 4

0 3 2 3 3 2 3 0 2 2 2 2 2 2 0 2 3 2 1 2 3 2 3 3 1 3 3 3

3 4 0 3 4 0

3 3 3 0 3 3 3 2 2 2 0 2 2 2 0 2 3 2 1 2 3 2 0 2 3 1 0 2 2 0

3 2 4 3 2 4 3

0 2 3 2 1 3 2 0 2 3 1 0 2 2 0 0 2 3 2 1 3 2 0 2 3 1 0 3 2 3 0 2 3 2 1 3 2 0 2 3 1 0 2 2 0

3 2 4 3 2 4 3

0 2 3 2 1 3 2 0 2 3 1 0 2 2 0 0 2 3 2 1 3 2 0 2 3 1 0 3 2 3 0 2 3 2 1 3 2 0 2 3 1 0 2 2 0

STUDY 8

Arr. Ben Bolt

Matteo Carcassi

The first system of musical notation for Study 8. It features a treble clef, a key signature of one flat (B-flat), and a 3/8 time signature. The melody begins with a half note G4, followed by a quarter note A4, and then a quarter note B4. The bass line consists of a half note G2, followed by a quarter note A2, and then a quarter note B2. The melody continues with a quarter note C5, a quarter note D5, and a quarter note E5. The bass line continues with a half note G2, followed by a quarter note A2, and then a quarter note B2. The system concludes with a half note G4, followed by a quarter note A4, and then a quarter note B4. The bass line continues with a half note G2, followed by a quarter note A2, and then a quarter note B2. The system ends with a double bar line.

The second system of musical notation for Study 8. It features a treble clef, a key signature of one flat (B-flat), and a 3/8 time signature. The melody begins with a half note G4, followed by a quarter note A4, and then a quarter note B4. The bass line consists of a half note G2, followed by a quarter note A2, and then a quarter note B2. The melody continues with a quarter note C5, a quarter note D5, and a quarter note E5. The bass line continues with a half note G2, followed by a quarter note A2, and then a quarter note B2. The system concludes with a half note G4, followed by a quarter note A4, and then a quarter note B4. The bass line continues with a half note G2, followed by a quarter note A2, and then a quarter note B2. The system ends with a double bar line.

The third system of musical notation for Study 8. It features a treble clef, a key signature of one flat (B-flat), and a 3/8 time signature. The melody begins with a half note G4, followed by a quarter note A4, and then a quarter note B4. The bass line consists of a half note G2, followed by a quarter note A2, and then a quarter note B2. The melody continues with a quarter note C5, a quarter note D5, and a quarter note E5. The bass line continues with a half note G2, followed by a quarter note A2, and then a quarter note B2. The system concludes with a half note G4, followed by a quarter note A4, and then a quarter note B4. The bass line continues with a half note G2, followed by a quarter note A2, and then a quarter note B2. The system ends with a double bar line.

The fourth system of musical notation for Study 8. It features a treble clef, a key signature of one flat (B-flat), and a 3/8 time signature. The melody begins with a half note G4, followed by a quarter note A4, and then a quarter note B4. The bass line consists of a half note G2, followed by a quarter note A2, and then a quarter note B2. The melody continues with a quarter note C5, a quarter note D5, and a quarter note E5. The bass line continues with a half note G2, followed by a quarter note A2, and then a quarter note B2. The system concludes with a half note G4, followed by a quarter note A4, and then a quarter note B4. The bass line continues with a half note G2, followed by a quarter note A2, and then a quarter note B2. The system ends with a double bar line.

First system of guitar music notation. The top staff is in treble clef with a key signature of two sharps (F# and C#). It contains six measures of music. The first four measures feature a sixteenth-note triplet ascending and then descending. The fifth and sixth measures feature a dotted quarter note. The bottom staff is a TAB system with three lines (T, A, B). It contains six measures of fret numbers corresponding to the notes in the top staff. The first four measures show a triplet of frets (3, 2, 0) followed by a 2. The fifth and sixth measures show a 2 followed by a triplet of frets (2, 3, 2).

Second system of guitar music notation. The top staff is in treble clef with a key signature of two sharps (F# and C#). It contains six measures of music. The first five measures feature a sixteenth-note triplet ascending and then descending. The sixth measure features a dotted quarter note. The bottom staff is a TAB system with three lines (T, A, B). It contains six measures of fret numbers corresponding to the notes in the top staff. The first five measures show a triplet of frets (2, 3, 2) followed by a 2. The sixth measure shows a 3. The system concludes with a double bar line and a repeat sign.

D.S.

STUDY 9

Arr. Ben Bolt

Mauro Giuliani

Andante

(CII) CII

TAB

(CII) CII

D.S.

D.S.

③ 1 4 2 0 2 1 0 2 1 0 1 4 2 1 2 1 2 2 3 3 4 ④

T 3 2 0 3 3 2 0 2 2 0 2 5 3 2 3 2

M 0 0 0 0 0 0 0 0 0 0 0 0 0 0 0 0

B 0 0 0 0 0 0 0 0 0 0 0 0 0 0 0 7

CII

2 1 2 1 2 2 2 2 2 2 1 4 2 2 2 1 2 1 3 0

T 3 2 0 3 3 2 0 2 0 2 3 0 2 5 3 0 3 2

M 0 2 3 4 0 0 0 0 0 0 0 0 0 0 0 0 0

B 0 2 3 4 0 0 0 0 0 0 0 0 0 0 0 0 0

STUDY 10

Arr. Ben Bolt

Mauro Giuliani

The first system of musical notation for Study 10, arranged by Ben Bolt. It consists of a treble clef staff and a bass staff. The treble staff is in 2/4 time and features a melody with notes marked with accents (*a*) and a dynamic marking of *mf*. The bass staff contains a bass line with fingerings (1, 2, 3, 4) and a dynamic marking of *mf*. The system is divided into four measures.

The second system of musical notation for Study 10, arranged by Ben Bolt. It consists of a treble clef staff and a bass staff. The treble staff is in 2/4 time and features a melody with notes marked with accents (*a*) and a dynamic marking of *p*. The bass staff contains a bass line with fingerings (1, 2, 3, 4) and a dynamic marking of *mf*. The system is divided into four measures.

[illegible]

The musical score for "The Song of the Lark" is presented in a single system. The top staff is in treble clef, and the bottom staff is in bass clef. The time signature is 4/4. The piece begins with a mezzo-forte (mf) dynamic. The melody in the treble staff features a series of eighth and sixteenth notes, with a final measure marked "rit." (ritardando). The bass staff provides a harmonic accompaniment with a mix of eighth and sixteenth notes. The score includes various musical notations such as slurs, ties, and dynamic markings (mf, p, rit.).

STUDY 11

Arr. Ben Bolt

Dionisio Aguado

First system of musical notation (measures 1-6). The treble clef staff is in G major (one sharp) and 3/8 time. It contains six measures of music. The first measure has a melodic line starting on G4 with an *m* (marcato) and *i* (accents) marking, and a bass line starting on G2 with a *mf-p* dynamic and a triplet of eighth notes. The second measure has a melodic line starting on A4 with a 4-measure rest, and a bass line starting on G2 with a 2-measure rest. The third measure has a melodic line starting on B4 with an *i* marking, and a bass line starting on G2 with a 3-measure rest. The fourth measure has a melodic line starting on C5 with a 4-measure rest, and a bass line starting on G2 with a 2-measure rest. The fifth measure has a melodic line starting on D5 with *m*, *a*, and *m* markings, and a bass line starting on G2 with a 1-measure rest. The sixth measure has a melodic line starting on E5 with a 7-measure rest, and a bass line starting on G2 with a 0-measure rest. The bass line is written on a three-staff system (T, A, B).

Second system of musical notation (measures 7-12). The treble clef staff continues the piece. The seventh measure has a melodic line starting on F#5 with a *p* (piano) dynamic and a 4-measure rest, and a bass line starting on G2 with a 3-measure rest. The eighth measure has a melodic line starting on G5 with a 4-measure rest, and a bass line starting on G2 with a 3-measure rest. The ninth measure has a melodic line starting on A5 with *m*, *p*, and *m* markings, and a bass line starting on G2 with a 3-measure rest. The tenth measure has a melodic line starting on B5 with a 4-measure rest, and a bass line starting on G2 with a 1-measure rest. The eleventh measure has a melodic line starting on C6 with *m* and *i* markings, and a bass line starting on G2 with a 0-measure rest. The twelfth measure has a melodic line starting on D6 with *m* and *i* markings, and a bass line starting on G2 with a 0-measure rest. The bass line is written on a three-staff system (T, A, B).

First system of musical notation, featuring a treble clef and a key signature of one sharp (F#). The music is in 4/4 time. The upper staff contains a melody with slurs and fingerings (1, 2, 3, 4, 5) and dynamic markings (*p*, *i*, *m*). The lower staff shows a bass line with fingerings (1, 2, 3, 4, 5) and dynamic markings (*p*).

Second system of musical notation, continuing the piece. It features a treble clef and a key signature of one sharp (F#). The music is in 4/4 time. The upper staff contains a melody with slurs and fingerings (1, 2, 3, 4, 5) and dynamic markings (*p*, *i*, *m*). The lower staff shows a bass line with fingerings (1, 2, 3, 4, 5) and dynamic markings (*p*). The system is labeled "CIII" above the staff.

STUDY 12

Arr. Ben Bolt

Mauro Giuliani

The first system of musical notation for Study 12. It consists of a treble staff, a bass staff, and a tablature staff. The treble staff contains a melody with notes marked with fingering numbers (i, m, a, m, i, m, i, a, m) and slurs. The bass staff contains a bass line with notes marked with fingering numbers (p, i, p, p) and slurs. The tablature staff contains fret numbers (2, 0, 3, 1, 0, 2, 1, 2, 0, 2, 2, 1, 3, 0, 1, 2, 1, 3, 0, 0, 2, 0, 0). The system is marked with a treble clef, a 6/8 time signature, and a key signature of one sharp (F#). Dynamics include *mf* and *p*.

The second system of musical notation for Study 12. It consists of a treble staff, a bass staff, and a tablature staff. The treble staff contains a melody with notes marked with fingering numbers (i, m, i, m, i, a, m, i, m, i, m, i, a, m, i, a, m, i, m, a) and slurs. The bass staff contains a bass line with notes marked with fingering numbers (3, 0) and slurs. The tablature staff contains fret numbers (1, 0, 1, 2, 0, 0, 0, 3, 1, 0, 2, 0, 0, 0, 1, 2, 3, 2, 0, 1, 0, 0, 0, 0, 3, 3). The system is marked with a treble clef, a 6/8 time signature, and a key signature of one sharp (F#). Dynamics include *mf* and *p*.

First system of musical notation. The treble staff contains a melodic line with notes marked *m*, *i*, *m*, *a*, *i*, *m*, *a*, *m*, *i*, *m*, *i*. The bass staff contains a bass line with notes marked *p*, *i*, *p*, *p*, *p*, *i*, *m*, *p*, *p*, *i*, *m*, *p*. The tablature below the bass staff shows fret numbers: 1 0 2 1 1, 0 3 0 3 3, 1 2 0 0 1, 0 1 0 1 2.

Second system of musical notation. The treble staff contains a melodic line with notes marked *m*, *a*, *m*, *i*, *m*, *i*, *m*, *i*, *m*, *i*, *m*, *i*, *a*, *m*, *i*, *m*, *i*. The bass staff contains a bass line with notes marked *mf*, *p*. The tablature below the bass staff shows fret numbers: 1 0 1 2 0 3, 3 1 0 2 1 0 3, 3 1 0 2 1 0 3, 2 0 3 6 5 3.

Third system of musical notation. The treble staff contains a melodic line with notes marked *m*, *i*, *m*, *i*, *m*, *a*, *i*, *m*, *a*, *m*, *i*, *m*, *a*, *m*, *i*, *a*, *m*, *i*, *a*. The bass staff contains a bass line with notes marked *p*. The tablature below the bass staff shows fret numbers: 1 0 3 1 3, 1 0 2 0 0 1, 2 1 0 3 4, 1 2 0 3 4.

Fourth system of musical notation. The treble staff contains a melodic line with notes marked *i*, *m*, *a*, *m*, *i*, *m*, *i*, *a*, *i*, *m*, *a*, *i*, *m*, *a*, *i*, *m*, *p*, *i*. The bass staff contains a bass line with notes marked *p*. The tablature below the bass staff shows fret numbers: 5 5 5 6 7 0, 1 0 2 0 0 1, 2 1 2 2 3 2, 0. The tempo marking *senza rall.* is present. The time signature $\frac{1}{2}$ C.V. is indicated at the beginning of the system.

JOYFUL, JOYFUL WE ADORE THEE

Arr. Ben Bolt

Ludwig van Beethoven

First system of musical notation. The treble clef staff contains a melody in C major, starting with a triplet of eighth notes (G4, A4, B4) marked with a 'p' (piano) dynamic. Fingering numbers 0, 2, 0 are above the first three notes. The melody continues with eighth and sixteenth notes. The bass staff contains a bass line with fingering numbers 3, 0, 2, 0, 3, 0, 2, 0. The system is divided into three measures.

Second system of musical notation. The treble clef staff continues the melody with eighth and sixteenth notes, featuring a triplet of eighth notes (G4, A4, B4) marked with a '4' above. The bass staff continues the bass line with fingering numbers 0, 0, 1, 3, 3, 1, 0, 3, 0. The system is divided into three measures.

Third system of musical notation. The treble clef staff continues the melody with eighth and sixteenth notes, featuring a triplet of eighth notes (G4, A4, B4) marked with a '4' above. The bass staff continues the bass line with fingering numbers 1, 0, 1, 0, 3, 0, 2, 0, 3, 0, 3, 0, 0, 0, 0, 0, 3, 0, 2, 0. The system is divided into three measures.

Fourth system of musical notation. The treble clef staff continues the melody with eighth and sixteenth notes, featuring a triplet of eighth notes (G4, A4, B4) marked with a '4' above. The bass staff continues the bass line with fingering numbers 3, 1, 0, 0, 3, 0, 1, 0, 1, 0, 3, 0, 0, 3, 0, 0, 1, 1, 0, 2, 0. The system is divided into three measures.

4 4 4 4

2 2 2 2

T 3 0 3 0 0 1 0 3 0 1 0 1 3 1

A 0 0 0 0 0 2 0 0 0 0 0 0 0 0

B 2 0 3 2 0 2 0 0 0 0 0 0 0 0

4 4 4 4

2 2 2 2

T 0 0 1 3 3 1 0 0 3 0 1 0 1 3 0

A 0 2 0 0 2 0 0 0 0 0 3 0 2 0 0

B 3 2 3 2 0 2 0 0 0 0 0 0 2 0 3

RONDO

Arr. Ben Bolt

Matteo Carcassi

First system of musical notation for "Rondo" by Matteo Carcassi, arranged by Ben Bolt. The system includes a treble clef staff with a key signature of two sharps (F# and C#) and a 6/8 time signature. The melody features eighth and sixteenth notes with fingerings 2, 1, 3, 4, and 2. The bass staff shows guitar tablature with fret numbers 2, 0, 2, 2, 3, 0, 3, 0, 2, 5, 3, 0, 2, 3, 2, 2, 2, 2, 3, 0. A dynamic marking *p* (piano) is present.

Second system of musical notation for "Rondo" by Matteo Carcassi, arranged by Ben Bolt. The system continues the melody and tablature from the first system. The treble staff shows a melodic line with a slur and a dynamic marking *f* (forte). The bass staff shows guitar tablature with fret numbers 0, 3, 0, 2, 5, 3, 0, 3, 2, 2, 2, 2, 2, 2, 3, 3, 2, 0. A dynamic marking *f* (forte) is present.

First system of musical notation. The treble staff contains a melody in D major with a triplet of eighth notes in the first measure. The guitar TAB staff shows fret numbers: 2, 3, 3, 3, 3, 2, 2, 2, 2, 2, 2, 3, 3, 2, 3, 3.

Second system of musical notation. The treble staff includes a piano (*p*) dynamic marking. The guitar TAB staff shows fret numbers: 0, 5, 3, 2, 2, 0, 3, 4, 0, 3, 0, 2, 5, 3, 0, 2, 3, 2, 2.

Third system of musical notation. The treble staff features a *Fine* marking. The guitar TAB staff shows fret numbers: 2, 2, 3, 4, 0, 3, 0, 2, 5, 3, 0, 3, 3, 0, 0, 0, 1, 3.

Fourth system of musical notation. The treble staff continues the melody. The guitar TAB staff shows fret numbers: 0, 3, 3, 0, 0, 0, 0, 3, 3, 3, 2, 0, 2, 0, 3, 5, 2, 3, 0.

3 0 0 2 3 3 0 0 0 1 0 3 3 0 0 0 0

0 0 0 3 2 3

0 3 3 3 1 0 0 3 3 0 3 1 2 0 0 0 3

2 0 2 1 0 0 0 0 0 3

D.S.

Arr. Ben Bolt

ALLEGRETTO

Fernando Carulli

First system of musical notation for "Allegretto" by Fernando Carulli, arranged by Ben Bolt. The system consists of a treble staff and a guitar staff (TAB). The treble staff is in G major (one sharp) and 6/8 time. It begins with a first ending bracket over two eighth notes (G4, A4). The second ending bracket covers the rest of the system, including a triplet of eighth notes (B4, A4, G4) marked *m*, followed by a quarter note (F#4) marked *i*, and a final quarter note (E4) marked 4. The guitar staff shows the fretting for these notes: 1, 2 for the first ending; 0, 0, 2, 2, 0, 0, 0, 4, 0 for the second ending; and 0, 2, 2, 4 for the final measure.

Second system of musical notation for "Allegretto" by Fernando Carulli, arranged by Ben Bolt. The system continues from the first system. The treble staff continues with the triplet of eighth notes (B4, A4, G4) marked *m*, followed by a quarter note (F#4) marked *i*, and a final quarter note (E4) marked 4. The guitar staff shows the fretting for these notes: 0, 4, 0, 0, 1, 2 for the first measure; 0, 0, 2, 2, 0, 0, 0, 4, 0 for the second measure; and 2, 2, 4 for the final measure.

First system of musical notation. The staff is in treble clef with a key signature of three sharps (F#, C#, G#). The music begins with a whole note chord (F#, C#, G#) followed by a quarter rest and an eighth note pair (i, m). The subsequent measures feature eighth-note runs with accents and dynamic markings: *p* (piano) and *m* (mezzo-forte). The guitar tablature below the staff shows fret numbers: 0, 2, 4, 5, and 1.

Second system of musical notation. This system continues the eighth-note runs from the first system. The guitar tablature shows fret numbers: 4, 2, 4, 5, and 2.

Third system of musical notation. The melody in the treble clef staff changes to a more complex pattern involving sixteenth notes and eighth notes. The guitar tablature shows fret numbers: 2, 1, 0, 2, 4, and 2.

Fourth system of musical notation. This system continues the complex melodic pattern with sixteenth and eighth notes. The guitar tablature shows fret numbers: 0, 4, 1, 2, 0, 2, 4, and 2.

First system of musical notation. The treble staff begins with a *Fine* marking. The piece is in D major (F# and C#). The first measure contains a half note D4 with a *m* (mezzo) dynamic and a fingering of 2-4. The second measure contains a half note E4 with a *p* (piano) dynamic and a fingering of 0-2. The third measure contains a half note F#4 with a fingering of 1-2. The fourth measure contains a half note G4 with a fingering of 0-1. The fifth measure contains a half note A4 with a fingering of 4-0. The sixth measure contains a half note B4 with a fingering of 2-3. The seventh measure contains a half note C#5 with a fingering of 2-1. The eighth measure contains a half note D5 with a fingering of 1. The bass staff contains a series of fret numbers: 0, 2, 3, 0, 2, 3, 3, 0, 2, 3, 4, 2, 2, 0, 0.

Second system of musical notation. The treble staff continues the melody. The first measure contains a half note D4 with a fingering of 1. The second measure contains a half note E4 with a fingering of 1. The third measure contains a half note F#4 with a fingering of 2-3. The fourth measure contains a half note G4 with a fingering of 0-2. The fifth measure contains a half note A4 with a fingering of 0-2. The sixth measure contains a half note B4 with a fingering of 5-0. The seventh measure contains a half note C#5 with a fingering of 2. The eighth measure contains a half note D5 with a fingering of 3. The ninth measure contains a half note E5 with a fingering of 3. The tenth measure contains a half note F#5 with a fingering of 0. The eleventh measure contains a half note G5 with a fingering of 0. The bass staff contains a series of fret numbers: 0, 0, 0, 2, 3, 0, 2, 3, 3, 0, 2, 3, 4, 2, 2, 0, 0.

Third system of musical notation. The treble staff begins with a half note D4 with a fingering of 3. The second measure contains a half note E4 with a fingering of 1. The third measure contains a half note F#4 with a fingering of 3-2. The fourth measure contains a half note G4 with a fingering of 1-0. The fifth measure contains a half note A4 with a fingering of 2-1. The sixth measure contains a half note B4 with a fingering of 2-1. The seventh measure contains a half note C#5 with a fingering of 3-2. The eighth measure contains a half note D5 with a fingering of 1-2. The ninth measure contains a half note E5 with a fingering of 2. The tenth measure contains a half note F#5 with a fingering of 2. The eleventh measure contains a half note G5 with a fingering of 2. The twelfth measure contains a half note A5 with a fingering of 2. The bass staff contains a series of fret numbers: 2, 4, 2, 0, 4, 3, 1, 0, 2, 0, 2, 2, 4, 3, 2, 2, 0.

Fourth system of musical notation. The treble staff continues the melody. The first measure contains a half note D4 with a fingering of 1. The second measure contains a half note E4 with a fingering of 0. The third measure contains a half note F#4 with a fingering of 4-2. The fourth measure contains a half note G4 with a fingering of 4-3. The fifth measure contains a half note A4 with a fingering of 1-0. The sixth measure contains a half note B4 with a fingering of 2-0. The seventh measure contains a half note C#5 with a fingering of 2-2. The eighth measure contains a half note D5 with a fingering of 4-3. The ninth measure contains a half note E5 with a fingering of 2-2. The tenth measure contains a half note F#5 with a fingering of 2. The eleventh measure contains a half note G5 with a fingering of 2. The twelfth measure contains a half note A5 with a fingering of 2. The bass staff contains a series of fret numbers: 0, 0, 0, 4, 3, 1, 0, 2, 0, 2, 2, 4, 3, 2, 2, 0, 0.

First system of musical notation for guitar. The treble staff shows a melody in 4/4 time, key of F# (three sharps). The bass staff shows fret numbers: 0, 2, 3, 0, 2, 3, 3, 0, 2, 5, 0, 2, 3, 4, 3, 2, 2, 2.

Second system of musical notation for guitar. The treble staff continues the melody. The bass staff shows fret numbers: 0, 0, 0, 2, 3, 0, 2, 3, 3, 3, 0, 2, 3, 4, 3, 0, 0, 2, 1, 2. The instruction *D.C. al Fine* is written in the right margin.

WALTZ

Arr. Ben Bolt

Matteo Carcassi

0 2 1 0 1 0 0 0 1 3 0

mf

0 2 1 0 0 1 0 0 0 0 1 0 2 0

0 2 1 0 0 0 1 3 0 2 0 0 0 0 0 3

f

First system of musical notation (measures 1-5). The treble clef staff contains a melody of eighth notes. The bass clef staff contains a bass line with fingerings 1, 0, 0, 0, 0 in measures 1-3, and 0, 2, 2, 2, 2 in measures 4-5. Measure 4 has a fingering 0 above the first note and 1, 2 above the next two notes. Measure 5 has a fingering 1, 2 above the first two notes.

Second system of musical notation (measures 6-10). The treble clef staff contains a melody with a sharp sign in measures 7 and 9. The bass clef staff contains a bass line with fingerings 0, 2, 2, 2, 2 in measure 6, 0, 0 in measure 7, 2, 1, 0, 0 in measure 8, 1, 0, 0, 0 in measure 9, and 0, 1, 3, 0 in measure 10. Measure 7 has a *mf* dynamic marking. Measure 8 has a 7 (seven) marking above the first note.

Third system of musical notation (measures 11-15). The treble clef staff contains a melody with a sharp sign in measure 13. The bass clef staff contains a bass line with fingerings 1, 0, 2, 0 in measure 11, 2, 1, 0, 0 in measure 12, 1, 0, 0, 0 in measure 13, 0, 1, 3, 0 in measure 14, and 2, 0 in measure 15. Measure 15 ends with a double bar line and a sharp sign, with the word *Fine* written below the staff.

Fourth system of musical notation (measures 16-20). The treble clef staff contains a melody with a sharp sign in measure 16. The bass clef staff contains a bass line with fingerings 0, 2, 2, 2, 0 in measure 16, 2, 2, 2, 0 in measure 17, 2, 5, 4, 2, 0 in measure 18, 3, 3 in measure 19, and 0, 0, 0 in measure 20. Measure 18 has a *p* (piano) dynamic marking. Measure 18 also has a fingering 4, 3, 1 above the first three notes. Measure 20 ends with a double bar line and a sharp sign, with the word *Fine* written below the staff.

0

mf

p

TAB

2 2 0

4 4 0

0 0

2 2 0

2 2 0

0 0

CII.

4

0

f

D.S.

TAB

5 4 2 0

2 3

0 0 0

2 2 5

4 4 0

5 2

0 0

0 0

0 0

0

D.S.

MAESTOSO

Arr. Ben Bolt

Mauro Giuliani

The first system of musical notation consists of a treble clef staff and a guitar TAB staff. The treble staff is in common time (C) and contains four measures of music. The first measure has a half note G4 (finger 1, *p*) and a half note B4 (finger 3, *p*). The second measure has a half note A4 (finger 0, *p*) and a half note G4 (finger 1, *p*). The third measure has a half note F#4 (finger 0, *p*) and a half note E4 (finger 3, *p*). The fourth measure has a half note D4 (finger 1, *p*) and a half note C4 (finger 0, *p*). The TAB staff shows the fretting for each note: 2, 3, 0, 2 for the first measure; 2, 2, 0, 3 for the second; 0, 3, 0, 2 for the third; and 2, 3, 0, 2 for the fourth.

The second system of musical notation consists of a treble clef staff and a guitar TAB staff. The treble staff contains five measures of music. The first measure has a half note G4 (finger 1, *p*) and a half note B4 (finger 3, *p*). The second measure has a half note A4 (finger 0, *p*) and a half note G4 (finger 1, *p*). The third measure has a half note F#4 (finger 0, *p*) and a half note E4 (finger 3, *p*). The fourth measure has a half note D4 (finger 1, *p*) and a half note C4 (finger 0, *p*). The fifth measure has a half note B4 (finger 3, *p*) and a half note A4 (finger 0, *p*). The TAB staff shows the fretting for each note: 3, 1, 0, 1 for the first measure; 3, 0, 0, 3 for the second; 3, 3, 1, 3 for the third; 0, 0, 1, 0 for the fourth; and 3, 1, 3, 0 for the fifth.

$\frac{1}{2}$ C.I.

First system of musical notation (Treble and TAB staves). The melody includes notes marked with fingerings (*m*, *a*, *i*) and dynamics (*mf*). The TAB staff shows fret numbers corresponding to the notes.

Second system of musical notation (Treble and TAB staves). The melody includes notes marked with fingerings (*m*, *i*, *a*) and dynamics (*p*). The TAB staff shows fret numbers.

Third system of musical notation (Treble and TAB staves). The melody includes notes marked with fingerings (*m*, *a*, *i*) and dynamics (*mf*, *p*, *f*). The TAB staff shows fret numbers.

SCARBOROUGH FAIR

Arr. Ben Bolt

Anon.

The musical score is written for guitar. The top staff is in treble clef with a 3/4 time signature. It contains four measures of music. Each measure begins with a half rest followed by a dotted quarter note (F#4), then a series of eighth notes. The notes and their fret numbers are: Measure 1: G4 (3), A4 (0), B4 (3), C5 (2), D5 (0); Measure 2: E5 (0), F#5 (2), G5 (0), A5 (3), B5 (0); Measure 3: C6 (3), D6 (2), E6 (1), F#6 (0); Measure 4: G6 (2), A6 (1), B6 (0), C7 (3), D7 (0). The bottom staff is a guitar-style bass staff with three lines labeled T, A, and B from top to bottom. It contains four measures of music, each starting with a whole rest on the T line, followed by a series of eighth notes on the A and B lines. The notes and their fret numbers are: Measure 1: C4 (0), D4 (2), E4 (0), F#4 (2), G4 (0); Measure 2: A4 (0), B4 (0), C5 (2), D5 (0), E5 (2), F#5 (0); Measure 3: G5 (2), A5 (0), B5 (2), C6 (2), D6 (0); Measure 4: E6 (0), F#6 (0), G6 (2), A6 (0), B6 (2), C7 (0).

This Arrangement © 1991 Cherry Lane Music Company, Inc.
International Copyright Secured All Rights Reserved

First system of guitar music notation. The top staff is a treble clef with a key signature of one sharp (F#). The bottom staff is a bass clef with a key signature of one sharp (F#). The music is in 7/8 time. The first measure has a treble staff with a triplet of eighth notes (G4, A4, B4) and a bass staff with a triplet of eighth notes (G2, A2, B2). The second measure has a treble staff with a half note (G4) and a bass staff with a half note (G2). The third measure has a treble staff with a quarter note (G4) and a bass staff with a quarter note (G2). The fourth measure has a treble staff with a quarter note (G4) and a bass staff with a quarter note (G2).

Second system of guitar music notation. The top staff is a treble clef with a key signature of one sharp (F#). The bottom staff is a bass clef with a key signature of one sharp (F#). The music is in 7/8 time. The first measure has a treble staff with a half note (G4) and a bass staff with a half note (G2). The second measure has a treble staff with a half note (G4) and a bass staff with a half note (G2). The third measure has a treble staff with a half note (G4) and a bass staff with a half note (G2). The fourth measure has a treble staff with a half note (G4) and a bass staff with a half note (G2). The fifth measure has a treble staff with a half note (G4) and a bass staff with a half note (G2).

Third system of guitar music notation. The top staff is a treble clef with a key signature of one sharp (F#). The bottom staff is a bass clef with a key signature of one sharp (F#). The music is in 7/8 time. The first measure has a treble staff with a half note (G4) and a bass staff with a half note (G2). The second measure has a treble staff with a half note (G4) and a bass staff with a half note (G2). The third measure has a treble staff with a half note (G4) and a bass staff with a half note (G2). The fourth measure has a treble staff with a half note (G4) and a bass staff with a half note (G2).

Fourth system of guitar music notation. The top staff is a treble clef with a key signature of one sharp (F#). The bottom staff is a bass clef with a key signature of one sharp (F#). The music is in 7/8 time. The first measure has a treble staff with a half note (G4) and a bass staff with a half note (G2). The second measure has a treble staff with a half note (G4) and a bass staff with a half note (G2). The third measure has a treble staff with a half note (G4) and a bass staff with a half note (G2). The fourth measure has a treble staff with a half note (G4) and a bass staff with a half note (G2). The system ends with a double bar line.

VIVACE

Arr. Ben Bolt

Mauro Giuliani

First system of musical notation for guitar. The treble staff shows a melody with slurs and accents, starting with a forte (*f*) dynamic. The bass staff shows the corresponding fretboard positions with fingerings (0, 3, 1, 3, 1, 3, 2, 3, 1, 3, 1, 3, 3).

Second system of musical notation for guitar. The treble staff continues the melody with slurs and accents. The bass staff shows fretboard positions with fingerings (2, 0, 2, 0, 2, 2, 2, 0, 2, 0, 2, 2, 2).

Third system of musical notation for guitar. The treble staff includes a trill marked with a 'b' and a slur. The bass staff shows fretboard positions with fingerings (3, 1, 3, 1, 3, 3, 3, 1, 3, 1, 3, 3).

Fourth system of musical notation for guitar. The treble staff includes a trill marked with a 'b' and a slur. The bass staff shows fretboard positions with fingerings (1, 0, 1, 0, 1, 1, 0, 1, 0, 1, 1).

First system of musical notation for guitar. The treble staff contains a melodic line with eighth and sixteenth notes. The bass staff contains a bass line with quarter and eighth notes. The system is divided into three measures.

C.I.

Second system of musical notation for guitar, labeled "C.I.". The treble staff contains a melodic line with eighth and sixteenth notes. The bass staff contains a bass line with quarter and eighth notes. The system is divided into three measures.

Third system of musical notation for guitar. The treble staff contains a melodic line with eighth and sixteenth notes. The bass staff contains a bass line with quarter and eighth notes. The system is divided into three measures.

C.I.

Fourth system of musical notation for guitar, labeled "C.I.". The treble staff contains a melodic line with eighth and sixteenth notes. The bass staff contains a bass line with quarter and eighth notes. The system is divided into three measures.

This musical score is for guitar, featuring a treble clef, a key signature of one flat (B-flat), and a 4/4 time signature. The score is divided into three measures. The first two measures contain a complex melodic line in the treble staff, consisting of eighth and sixteenth notes, and a bass line with fret numbers (0, 3, 2, 0) and a tremolo effect. The third measure includes a 'rit.' (ritardando) marking and a final chord. Below the treble staff is a six-line tablature (TAB) system, with the letters 'T', 'A', and 'B' stacked vertically on the left. The tablature uses numbers 0-3 to indicate fret positions for the strings.

Measure 1:

- Treble staff: Eighth notes (B4, A4, G4, F4) and sixteenth notes (E4, D4, C4, B3) with various accidentals. Fret numbers 4, 1, 3, 0 are indicated below the notes.
- Bass staff: Fret numbers 0, 3, 2, 0. A tremolo effect is shown over the final two notes.
- TAB: 3 1 3 3 1 3 2 3 1 3 2 0 2
- String lines: 0 3 0

Measure 2:

- Treble staff: Similar melodic pattern to Measure 1, ending with a double sharp on F4.
- Bass staff: Fret numbers 0, 3, 2, 0. A tremolo effect is shown over the final note, with the marking *rit.* (ritardando).
- TAB: 3 1 3 3 1 3 2 3 1 3 2 0 2
- String lines: 0 3 0

Measure 3:

- Treble staff: A final chord (B4, A4, G4, F4) and a whole note (E4).
- Bass staff: A final chord (B3, A3, G3, F3).
- TAB: 1 3 3 0
- String lines: 0 0

ESTUDIO

Arr. Ben Bolt

Fernando Carulli

The first system of musical notation for 'ESTUDIO' consists of a treble clef staff and a six-line guitar tablature staff. The treble staff is in C major and 2/4 time. The first measure contains a quarter note G4 (fingering 1) and a quarter note A4 (fingering 0). The second measure contains a quarter note B4 (fingering 2), a quarter note C5 (fingering 1), and a quarter note D5 (fingering 0). The third measure contains a quarter note E5 (fingering 1), a quarter note F#5 (fingering 0), and a quarter note G5 (fingering 0). The fourth measure contains a quarter note A5 (fingering 1), a quarter note B5 (fingering 4), and a quarter note C6 (fingering 0). The fifth measure contains a quarter note D6 (fingering 1), a quarter note E6 (fingering 4), and a quarter note F#6 (fingering 0). The tablature staff shows the corresponding fret numbers: 1, 0, 2, 1, 0, 1, 0, 0, 2, 1, 0, 1, 3, 0. Above the second measure, the letters 'i', 'm', and 'a' are written above the notes B4, C5, and D5 respectively. Above the fourth measure, the letters 'i', 'm', and 'a' are written above the notes A5, B5, and C6 respectively. Above the fifth measure, the letters 'i', 'm', and 'a' are written above the notes D6, E6, and F#6 respectively.

The second system of musical notation for 'ESTUDIO' consists of a treble clef staff and a six-line guitar tablature staff. The treble staff continues the melody from the first system. The first measure contains a quarter note G4 (fingering 1), a quarter note A4 (fingering 0), and a quarter note B4 (fingering 4). The second measure contains a quarter note C5 (fingering 1), a quarter note D5 (fingering 1), and a quarter note E5 (fingering 2). The third measure contains a quarter note F#5 (fingering 1), a quarter note G5 (fingering 1), and a quarter note A5 (fingering 1). The fourth measure contains a quarter note B5 (fingering 1), a quarter note C6 (fingering 1), and a quarter note D6 (fingering 1). The fifth measure contains a quarter note E6 (fingering 1), a quarter note F#6 (fingering 1), and a quarter note G6 (fingering 1). The sixth measure contains a quarter note A6 (fingering 1), a quarter note B6 (fingering 1), and a quarter note C7 (fingering 1). The tablature staff shows the corresponding fret numbers: 1, 0, 3, 1, 0, 1, 0, 0, 1, 0, 2, 1, 0, 1, 0, 0. Above the first measure, the letters 'i', 'm', and 'a' are written above the notes G4, A4, and B4 respectively. Above the second measure, the letters 'i', 'm', and 'a' are written above the notes C5, D5, and E5 respectively. Above the third measure, the letters 'i', 'm', and 'a' are written above the notes F#5, G5, and A5 respectively. Above the fourth measure, the letters 'i', 'm', and 'a' are written above the notes B5, C6, and D6 respectively. Above the fifth measure, the letters 'i', 'm', and 'a' are written above the notes E6, F#6, and G6 respectively. Above the sixth measure, the letters 'i', 'm', and 'a' are written above the notes A6, B6, and C7 respectively.

The third system of musical notation for 'ESTUDIO' consists of a treble clef staff and a six-line guitar tablature staff. The treble staff continues the melody from the second system. The first measure contains a quarter note G4 (fingering 1), a quarter note A4 (fingering 0), and a quarter note B4 (fingering 4). The second measure contains a quarter note C5 (fingering 1), a quarter note D5 (fingering 1), and a quarter note E5 (fingering 2). The third measure contains a quarter note F#5 (fingering 1), a quarter note G5 (fingering 1), and a quarter note A5 (fingering 1). The fourth measure contains a quarter note B5 (fingering 1), a quarter note C6 (fingering 1), and a quarter note D6 (fingering 1). The fifth measure contains a quarter note E6 (fingering 1), a quarter note F#6 (fingering 1), and a quarter note G6 (fingering 1). The sixth measure contains a quarter note A6 (fingering 1), a quarter note B6 (fingering 1), and a quarter note C7 (fingering 1). The tablature staff shows the corresponding fret numbers: 1, 0, 3, 1, 0, 1, 0, 0, 1, 0, 2, 1, 0, 1, 0, 0. Above the first measure, the letters 'i', 'm', and 'a' are written above the notes G4, A4, and B4 respectively. Above the second measure, the letters 'i', 'm', and 'a' are written above the notes C5, D5, and E5 respectively. Above the third measure, the letters 'i', 'm', and 'a' are written above the notes F#5, G5, and A5 respectively. Above the fourth measure, the letters 'i', 'm', and 'a' are written above the notes B5, C6, and D6 respectively. Above the fifth measure, the letters 'i', 'm', and 'a' are written above the notes E6, F#6, and G6 respectively. Above the sixth measure, the letters 'i', 'm', and 'a' are written above the notes A6, B6, and C7 respectively.

First system of guitar music notation. The treble clef staff contains a melody starting with a quarter note G4 (fingering 1), followed by an eighth note A4 (fingering 0), and then a series of eighth notes: B4, C#5, D5, E5, F#5, G5, A5, B5, C#6, D6, E6, F#6, G6, A6, B6, C#7, D7, E7, F#7, G7, A7, B7, C#8, D8, E8, F#8, G8, A8, B8, C#9, D9, E9, F#9, G9, A9, B9, C#10, D10, E10, F#10, G10, A10, B10, C#11, D11, E11, F#11, G11, A11, B11, C#12, D12, E12, F#12, G12, A12, B12, C#13, D13, E13, F#13, G13, A13, B13, C#14, D14, E14, F#14, G14, A14, B14, C#15, D15, E15, F#15, G15, A15, B15, C#16, D16, E16, F#16, G16, A16, B16, C#17, D17, E17, F#17, G17, A17, B17, C#18, D18, E18, F#18, G18, A18, B18, C#19, D19, E19, F#19, G19, A19, B19, C#20, D20, E20, F#20, G20, A20, B20, C#21, D21, E21, F#21, G21, A21, B21, C#22, D22, E22, F#22, G22, A22, B22, C#23, D23, E23, F#23, G23, A23, B23, C#24, D24, E24, F#24, G24, A24, B24, C#25, D25, E25, F#25, G25, A25, B25, C#26, D26, E26, F#26, G26, A26, B26, C#27, D27, E27, F#27, G27, A27, B27, C#28, D28, E28, F#28, G28, A28, B28, C#29, D29, E29, F#29, G29, A29, B29, C#30, D30, E30, F#30, G30, A30, B30, C#31, D31, E31, F#31, G31, A31, B31, C#32, D32, E32, F#32, G32, A32, B32, C#33, D33, E33, F#33, G33, A33, B33, C#34, D34, E34, F#34, G34, A34, B34, C#35, D35, E35, F#35, G35, A35, B35, C#36, D36, E36, F#36, G36, A36, B36, C#37, D37, E37, F#37, G37, A37, B37, C#38, D38, E38, F#38, G38, A38, B38, C#39, D39, E39, F#39, G39, A39, B39, C#40, D40, E40, F#40, G40, A40, B40, C#41, D41, E41, F#41, G41, A41, B41, C#42, D42, E42, F#42, G42, A42, B42, C#43, D43, E43, F#43, G43, A43, B43, C#44, D44, E44, F#44, G44, A44, B44, C#45, D45, E45, F#45, G45, A45, B45, C#46, D46, E46, F#46, G46, A46, B46, C#47, D47, E47, F#47, G47, A47, B47, C#48, D48, E48, F#48, G48, A48, B48, C#49, D49, E49, F#49, G49, A49, B49, C#50, D50, E50, F#50, G50, A50, B50, C#51, D51, E51, F#51, G51, A51, B51, C#52, D52, E52, F#52, G52, A52, B52, C#53, D53, E53, F#53, G53, A53, B53, C#54, D54, E54, F#54, G54, A54, B54, C#55, D55, E55, F#55, G55, A55, B55, C#56, D56, E56, F#56, G56, A56, B56, C#57, D57, E57, F#57, G57, A57, B57, C#58, D58, E58, F#58, G58, A58, B58, C#59, D59, E59, F#59, G59, A59, B59, C#60, D60, E60, F#60, G60, A60, B60, C#61, D61, E61, F#61, G61, A61, B61, C#62, D62, E62, F#62, G62, A62, B62, C#63, D63, E63, F#63, G63, A63, B63, C#64, D64, E64, F#64, G64, A64, B64, C#65, D65, E65, F#65, G65, A65, B65, C#66, D66, E66, F#66, G66, A66, B66, C#67, D67, E67, F#67, G67, A67, B67, C#68, D68, E68, F#68, G68, A68, B68, C#69, D69, E69, F#69, G69, A69, B69, C#70, D70, E70, F#70, G70, A70, B70, C#71, D71, E71, F#71, G71, A71, B71, C#72, D72, E72, F#72, G72, A72, B72, C#73, D73, E73, F#73, G73, A73, B73, C#74, D74, E74, F#74, G74, A74, B74, C#75, D75, E75, F#75, G75, A75, B75, C#76, D76, E76, F#76, G76, A76, B76, C#77, D77, E77, F#77, G77, A77, B77, C#78, D78, E78, F#78, G78, A78, B78, C#79, D79, E79, F#79, G79, A79, B79, C#80, D80, E80, F#80, G80, A80, B80, C#81, D81, E81, F#81, G81, A81, B81, C#82, D82, E82, F#82, G82, A82, B82, C#83, D83, E83, F#83, G83, A83, B83, C#84, D84, E84, F#84, G84, A84, B84, C#85, D85, E85, F#85, G85, A85, B85, C#86, D86, E86, F#86, G86, A86, B86, C#87, D87, E87, F#87, G87, A87, B87, C#88, D88, E88, F#88, G88, A88, B88, C#89, D89, E89, F#89, G89, A89, B89, C#90, D90, E90, F#90, G90, A90, B90, C#91, D91, E91, F#91, G91, A91, B91, C#92, D92, E92, F#92, G92, A92, B92, C#93, D93, E93, F#93, G93, A93, B93, C#94, D94, E94, F#94, G94, A94, B94, C#95, D95, E95, F#95, G95, A95, B95, C#96, D96, E96, F#96, G96, A96, B96, C#97, D97, E97, F#97, G97, A97, B97, C#98, D98, E98, F#98, G98, A98, B98, C#99, D99, E99, F#99, G99, A99, B99, C#100, D100, E100, F#100, G100, A100, B100, C#101, D101, E101, F#101, G101, A101, B101, C#102, D102, E102, F#102, G102, A102, B102, C#103, D103, E103, F#103, G103, A103, B103, C#104, D104, E104, F#104, G104, A104, B104, C#105, D105, E105, F#105, G105, A105, B105, C#106, D106, E106, F#106, G106, A106, B106, C#107, D107, E107, F#107, G107, A107, B107, C#108, D108, E108, F#108, G108, A108, B108, C#109, D109, E109, F#109, G109, A109, B109, C#110, D110, E110, F#110, G110, A110, B110, C#111, D111, E111, F#111, G111, A111, B111, C#112, D112, E112, F#112, G112, A112, B112, C#113, D113, E113, F#113, G113, A113, B113, C#114, D114, E114, F#114, G114, A114, B114, C#115, D115, E115, F#115, G115, A115, B115, C#116, D116, E116, F#116, G116, A116, B116, C#117, D117, E117, F#117, G117, A117, B117, C#118, D118, E118, F#118, G118, A118, B118, C#119, D119, E119, F#119, G119, A119, B119, C#120, D120, E120, F#120, G120, A120, B120, C#121, D121, E121, F#121, G121, A121, B121, C#122, D122, E122, F#122, G122, A122, B122, C#123, D123, E123, F#123, G123, A123, B123, C#124, D124, E124, F#124, G124, A124, B124, C#125, D125, E125, F#125, G125, A125, B125, C#126, D126, E126, F#126, G126, A126, B126, C#127, D127, E127, F#127, G127, A127, B127, C#128, D128, E128, F#128, G128, A128, B128, C#129, D129, E129, F#129, G129, A129, B129, C#130, D130, E130, F#130, G130, A130, B130, C#131, D131, E131, F#131, G131, A131, B131, C#132, D132, E132, F#132, G132, A132, B132, C#133, D133, E133, F#133, G133, A133, B133, C#134, D134, E134, F#134, G134, A134, B134, C#135, D135, E135, F#135, G135, A135, B135, C#136, D136, E136, F#136, G136, A136, B136, C#137, D137, E137, F#137, G137, A137, B137, C#138, D138, E138, F#138, G138, A138, B138, C#139, D139, E139, F#139, G139, A139, B139, C#140, D140, E140, F#140, G140, A140, B140, C#141, D141, E141, F#141, G141, A141, B141, C#142, D142, E142, F#142, G142, A142, B142, C#143, D143, E143, F#143, G143, A143, B143, C#144, D144, E144, F#144, G144, A144, B144, C#145, D145, E145, F#145, G145, A145, B145, C#146, D146, E146, F#146, G146, A146, B146, C#147, D147, E147, F#147, G147, A147, B147, C#148, D148, E148, F#148, G148, A148, B148, C#149, D149, E149, F#149, G149, A149, B149, C#150, D150, E150, F#150, G150, A150, B150, C#151, D151, E151, F#151, G151, A151, B151, C#152, D152, E152, F#152, G152, A152, B152, C#153, D153, E153, F#153, G153, A153, B153, C#154, D154, E154, F#154, G154, A154, B154, C#155, D155, E155, F#155, G155, A155, B155, C#156, D156, E156, F#156, G156, A156, B156, C#157, D157, E157, F#157, G157, A157, B157, C#158, D158, E158, F#158, G158, A158, B158, C#159, D159, E159, F#159, G159, A159, B159, C#160, D160, E160, F#160, G160, A160, B160, C#161, D161, E161, F#161, G161, A161, B161, C#162, D162, E162, F#162, G162, A162, B162, C#163, D163, E163, F#163, G163, A163, B163, C#164, D164, E164, F#164, G164, A164, B164, C#165, D165, E165, F#165, G165, A165, B165, C#166, D166, E166, F#166, G166, A166, B166, C#167, D167, E167, F#167, G167, A167, B167, C#168, D168, E168, F#168, G168, A168, B168, C#169, D169, E169, F#169, G169, A169, B169, C#170, D170, E170, F#170, G170, A170, B170, C#171, D171, E171, F#171, G171, A171, B171, C#172, D172, E172, F#172, G172, A172, B172, C#173, D173, E173, F#173, G173, A173, B173, C#174, D174, E174, F#174, G174, A174, B174, C#175, D175, E175, F#175, G175, A175, B175, C#176, D176, E176, F#176, G176, A176, B176, C#177, D177, E177, F#177, G177, A177, B177, C#178, D178, E178, F#178, G178, A178, B178, C#179, D179, E179, F#179, G179, A179, B179, C#180, D180, E180, F#180, G180, A180, B180, C#181, D181, E181, F#181, G181, A181, B181, C#182, D182, E182, F#182, G182, A182, B182, C#183, D183, E183, F#183, G183, A183, B183, C#184, D184, E184, F#184, G184, A184, B184, C#185, D185, E185, F#185, G185, A185, B185, C#186, D186, E186, F#186, G186, A186, B186, C#187, D187, E187, F#187, G187, A187, B187, C#188, D188, E188, F#188, G188, A188, B188, C#189, D189, E189, F#189, G189, A189, B189, C#190, D190, E190, F#190, G190, A190, B190, C#191, D191, E191, F#191, G191, A191, B191, C#192, D192, E192, F#192, G192, A192, B192, C#193, D193, E193, F#193, G193, A193, B193, C#194, D194, E194, F#194, G194, A194, B194, C#195, D195, E195, F#195, G195, A195, B195, C#196, D196, E196, F#196, G196, A196, B196, C#197, D197, E197, F#197, G197, A197, B197, C#198, D198, E198, F#198, G198, A198, B198, C#199, D199, E199, F#199, G199, A199, B199, C#200, D200, E200, F#200, G200, A200, B200, C#201, D201, E201, F#201, G201, A201, B201, C#202, D202, E202, F#202, G202, A202, B202, C#203, D203, E203, F#203, G203, A203, B203, C#204, D204, E204, F#204, G204, A204, B204, C#205, D205, E205, F#205, G205, A205, B205, C#206, D206, E206, F#206, G206, A206, B206, C#207, D207, E207, F#207, G207, A207, B207, C#208, D208, E208, F#208, G208, A208, B208, C#209, D209, E209, F#209, G209, A209, B209, C#210, D210, E210, F#210, G210, A210, B210, C#211, D211, E211, F#211, G211, A211, B211, C#212, D212, E212, F#212, G212, A212, B212, C#213, D213, E213, F#213, G213, A213, B213, C#214, D214, E214, F#214, G214, A214, B214, C#215, D215, E215, F#215, G215, A215, B215, C#216, D216, E216, F#216, G216, A216, B216, C#217, D217, E217, F#217, G217, A217, B217, C#218, D218, E218, F#218, G218, A218, B218, C#219, D219, E219, F#219, G219, A219, B219, C#220, D220, E220, F#220, G220, A220, B220, C#221, D221, E221, F#221, G221, A221, B221, C#222, D222, E222, F#222, G222, A222, B222, C#223, D223, E223, F#223, G223, A223, B223, C#224, D224, E224, F#224, G224, A224, B224, C#225, D225, E225, F#225, G225, A225, B225, C#226, D226, E226, F#226, G226, A226, B226, C#227, D227, E227, F#227, G227, A227, B227, C#228, D228, E228, F#228, G228, A228, B228, C#229, D229, E229, F#229, G229, A229, B229, C#230, D230, E230, F#230, G230, A230, B230, C#231, D231, E231, F#231, G231, A231, B231, C#232, D232, E232, F#232, G232, A232, B232, C#233, D233, E233, F#233, G233, A233, B233, C#234, D234, E234, F#234, G234, A234, B234, C#235, D235, E235, F#235, G235, A235, B235, C#236, D236, E236, F#236, G236, A236, B236, C#237, D237, E237, F#237, G237, A237, B237, C#238, D238, E238, F#238, G238, A238, B238, C#239, D239, E239, F#239, G239, A239, B239, C#240, D240, E240, F#240, G240, A240, B240, C#241, D241, E241, F#241, G241, A241, B241, C#242, D242, E242, F#242, G242, A242, B242, C#243, D243, E243, F#243, G243, A243, B243, C#244, D244, E244, F#244, G244, A244, B244, C#245, D245, E245, F#245, G245, A245, B245, C#246, D246, E246, F#246, G246, A246, B246, C#247, D247, E247, F#247, G247, A247, B247, C#248, D248, E248, F#248, G248, A248, B248, C#249, D249, E249, F#249, G249, A249, B249, C#250, D250, E250, F#250, G250, A250, B250, C#251, D251, E251, F#251, G251, A251, B251, C#252, D252, E252, F#252, G252, A252, B252, C#253, D253, E253, F#253, G253, A253, B253, C#254, D254, E254, F#254, G254, A254, B254, C#255, D255, E255, F#255, G255, A255, B255, C#256, D256, E256, F#256, G256, A256, B256, C#257, D257, E257, F#257, G257, A257, B257, C#258, D258, E258, F#258, G258, A258, B258, C#259, D259, E259, F#259, G259, A259, B259, C#260, D260, E260, F#260, G260, A260, B260, C#261, D261, E261, F#261, G261, A261, B261, C#262, D262, E262, F#262, G262, A262, B262, C#263, D263, E263, F#263, G263, A263, B263, C#264, D264, E264, F#264, G264, A264, B264, C#265, D265, E265, F#265, G265, A265, B265, C#266, D266, E266, F#266, G266, A266, B266, C#267, D267, E267, F#267, G267, A267, B267, C#268, D268, E268, F#268, G268, A268, B268, C#269, D269, E269, F#269, G269, A269, B269, C#270, D270, E270, F#270, G270, A270, B270, C#271, D271, E271, F#271, G271, A271, B271, C#272, D272, E272, F#272, G272, A272, B272, C#273, D273, E273, F#273, G273, A273, B273, C#274, D274, E274, F#274, G274, A274, B274, C#275, D275, E275, F#275, G275, A275, B275, C#276, D276, E276, F#276, G276, A276, B276, C#277, D277, E277, F#277, G277, A277, B277, C#278, D278, E278, F#278, G278, A278, B278, C#279, D279, E279, F#279, G279, A279, B279, C#280, D280, E280, F#280, G280, A280, B280, C#281, D281, E281, F#281, G281, A281, B281, C#282, D282, E282, F#282, G282, A282, B282, C#283, D283, E283, F#283, G283, A283, B283, C#284, D284, E284, F#284, G284, A284, B284, C#285, D285, E285, F#285, G285, A285, B285, C#286, D286, E286, F#286, G286, A286, B286, C#287, D287, E287, F#287, G287, A287, B287, C#288, D288, E288, F#288, G288, A288, B288, C#289, D289, E289, F#289, G289, A289, B289, C#290, D290, E290, F#290, G290, A290, B290, C#291, D291, E291, F#291, G291, A291, B291, C#292, D292, E292, F#292, G292, A292, B292, C#293, D293, E293, F#293, G293, A293, B293, C#294, D294, E294, F#294, G294, A294, B294, C#295, D295, E295, F#295, G295, A295, B295, C#296, D296, E296, F#296, G296, A296, B296, C#297, D297, E297, F#297, G297, A297, B297, C#298, D298, E298, F#298, G298, A298, B298, C#299, D299, E299, F#299, G299, A299, B299, C#300, D300, E300, F#300, G300, A300, B300, C#301, D301, E301, F#301, G301, A301, B301, C#302, D302, E302, F#302, G302, A302, B302, C#303, D303, E303, F#303, G303, A303, B303, C#304, D304, E304, F#304, G304, A304, B304, C#305, D305, E305, F#305, G305, A305, B305, C#306, D306, E306, F#306, G306, A306, B306, C#307, D307, E307, F#307, G307, A307, B307, C#308, D308, E308, F#308, G308, A308, B308, C#309, D309, E309, F#309, G309, A309, B309, C#310, D310, E310, F#310, G310, A310, B310, C#311, D311, E311, F#311, G311, A311, B311, C#312, D312, E312, F#312, G312, A312, B312, C#313, D313, E313, F#313, G313, A313, B313, C#314, D314, E314, F#314, G314, A314, B314, C#315, D315, E315, F#315, G315, A315, B315, C#316, D316, E316, F#316, G316, A316, B316, C#317, D317, E317, F#317, G317, A317, B317, C#318, D318, E318, F#318, G318, A318, B318, C#319, D319, E319, F#319, G319, A319, B319, C#320, D320, E320, F#320, G320, A320, B320, C#321, D321, E321, F#321, G321, A321, B321, C#322, D322, E322, F#322, G322, A322, B322, C#323, D323, E323, F#323, G323, A323, B323, C#324, D324, E324, F#324, G324, A324, B324, C#325, D325, E325, F#325, G325, A325, B325, C#326, D326, E326, F#326, G326, A326, B326, C#327, D327, E327, F#327, G327, A327, B327, C#328, D328, E328, F#328, G328, A328, B328, C#329, D329, E329, F#329, G329, A329, B329, C#330, D330, E330, F#330, G330, A330, B330, C#331, D331, E331, F#331, G331, A331, B331, C#332, D332, E332, F#332, G332, A332, B332, C#333, D333, E333, F#333, G333, A333, B333, C#334, D334, E334, F#334, G334, A334, B334, C#335, D335, E335, F#335, G335, A335, B335, C#336, D336, E336, F#336, G336, A336, B336, C#337, D337, E337, F#337, G337, A337, B337, C#338, D338, E338, F#338, G338, A338, B338, C#339, D339, E339, F#339, G339, A339, B339, C#340, D340, E340, F#340, G340, A340, B340, C#341, D341, E341, F#341, G341, A341, B341, C#342, D342, E342, F#342, G342, A342, B342, C#343, D343, E343, F#343, G343, A343, B343, C#344, D344, E344, F#344, G344, A344, B344, C#345, D345, E345, F#345, G345, A345, B345, C#346, D346, E346, F#346, G346, A346, B346, C#347, D347, E347, F#347, G347, A347, B347, C#348, D348, E348, F#348, G348, A348, B348, C#349, D349, E349, F#349, G349, A349, B349, C#350, D350, E350, F#350, G350, A350, B350, C#351, D351, E351, F#351, G351, A351, B351, C#352, D352, E352, F#352, G352, A352, B352, C#353, D353, E353, F#353, G353, A353, B353, C#354, D354, E354, F#354, G354, A354, B354, C#355, D355, E355, F#355, G355, A355, B355, C

First system of musical notation. The treble staff contains a melody with a triplet of eighth notes (fret 3) and a fourteenth-note triplet (fret 1). The TAB staff shows fret numbers: 0, 1, 0, 0, 3, 1. The system concludes with a double bar line.

Second system of musical notation. The treble staff continues the melody with a triplet of eighth notes (fret 1) and a fourteenth-note triplet (fret 0). The TAB staff shows fret numbers: 0, 0, 0, 1, 1, 0, 3. The system concludes with a double bar line.

Third system of musical notation. The treble staff continues the melody with a triplet of eighth notes (fret 0) and a fourteenth-note triplet (fret 2). The TAB staff shows fret numbers: 0, 2, 3, 0, 0, 0, 3, 0, 0, 3. The system concludes with a double bar line.

Fourth system of musical notation. The treble staff continues the melody with a triplet of eighth notes (fret 0) and a fourteenth-note triplet (fret 4). The TAB staff shows fret numbers: 0, 0, 0, 1, 0, 1, 0, 3, 0, 0, 0, 2, 3, 0, 0, 0, 3. The system concludes with a double bar line.

D.C. al Fine

T
A
B

2 0 1 0 2 0 1 0

0 0 0 1 0 0 0 0

3 3 0 0 3 2 0 3

D.C. al Fine

GRAZIOSO

Arr. Ben Bolt

Mauro Giuliani

[illegible]

The musical score for 'The Rose Tree' is presented in two systems. The first system contains the first two measures of the piece. The second system contains the next two measures. The notation includes a treble clef, a key signature of one flat (B-flat), and a 2/4 time signature. The melody is written in the treble clef, and the bass line is written in the bass clef. The score includes various musical notations such as notes, rests, and fingerings. The lyrics 'The Rose Tree' are written below the bass line.

First system of musical notation. The top staff is a treble clef with a key signature of one flat (B-flat). The bottom staff is a bass clef. The music is in 4/4 time. The notation includes various notes, rests, and fingerings (0, 1, 2, 3, 4). The bottom staff includes tablature (TAB) with fret numbers (0, 1, 2, 3, 4) and a bass line (B) with fret numbers (3, 4, 5).

First system of musical notation. The top staff is a treble clef with a key signature of one flat (B-flat). The bottom staff is a bass clef. The music is in 4/4 time. The notation includes various notes, rests, and fingerings (0, 1, 2, 3, 4). The bottom staff includes tablature (TAB) with fret numbers (0, 1, 2, 3, 4) and a bass line (B) with fret numbers (3, 4, 5).

Second system of musical notation. The top staff is a treble clef with a key signature of one flat (B-flat). The bottom staff is a bass clef. The music is in 4/4 time. The notation includes various notes, rests, and fingerings (0, 1, 2, 3, 4). The bottom staff includes tablature (TAB) with fret numbers (0, 1, 2, 3, 4) and a bass line (B) with fret numbers (3, 4, 5). The notation includes dynamic markings: *rit.* (ritardando) and *f* (forte). The notation also includes the instruction *a tempo*.

Second system of musical notation. The top staff is a treble clef with a key signature of one flat (B-flat). The bottom staff is a bass clef. The music is in 4/4 time. The notation includes various notes, rests, and fingerings (0, 1, 2, 3, 4). The bottom staff includes tablature (TAB) with fret numbers (0, 1, 2, 3, 4) and a bass line (B) with fret numbers (3, 4, 5). The notation includes dynamic markings: *rit.* (ritardando) and *f* (forte). The notation also includes the instruction *a tempo*.

Third system of musical notation. The top staff is a treble clef with a key signature of one flat (B-flat). The bottom staff is a bass clef. The music is in 4/4 time. The notation includes various notes, rests, and fingerings (0, 1, 2, 3, 4). The bottom staff includes tablature (TAB) with fret numbers (0, 1, 2, 3, 4) and a bass line (B) with fret numbers (3, 4, 5). The notation includes dynamic markings: *rit.* (ritardando).

Third system of musical notation. The top staff is a treble clef with a key signature of one flat (B-flat). The bottom staff is a bass clef. The music is in 4/4 time. The notation includes various notes, rests, and fingerings (0, 1, 2, 3, 4). The bottom staff includes tablature (TAB) with fret numbers (0, 1, 2, 3, 4) and a bass line (B) with fret numbers (3, 4, 5). The notation includes dynamic markings: *rit.* (ritardando).

ALLEGRO

Arr. Ben Bolt

Mauro Giuliani

The image shows a musical score for guitar, consisting of a treble staff and a bass staff. The treble staff is in 6/8 time and features a series of eighth and sixteenth notes, with a key signature change to one sharp (F#) in the third measure. The bass staff contains fret numbers (0, 1, 2, 3, 4) and some accidentals. The score is divided into four measures. The first measure has a treble staff with two eighth notes and a bass staff with two zeros. The second measure has a treble staff with a half note and a bass staff with a half note and a three-fret slur. The third measure has a treble staff with a half note and a bass staff with a half note and a four-fret slur. The fourth measure has a treble staff with a half note and a bass staff with a half note and a three-fret slur.

This Arrangement © 1991 Cherry Lane Music Company, Inc.
International Copyright Secured All Rights Reserved

The musical score for 'The Rose Tree' is presented in a three-staff system. The top staff is a treble clef with a key signature of one sharp (F#). The melody consists of eighth and quarter notes, with some measures containing beamed eighth notes. The bottom two staves are labeled 'T' (Tenor), 'A' (Alto), and 'B' (Bass) on the left. They contain a sequence of numbers representing the lyrics: 1, 0, 1, 2, 0, 3, 1, 2, 1, 0, 2, 1, 0, 1, 2, 4, 1, 2, 0, 1, 0, 3, 0. The numbers are placed on the lines of the staves, with some numbers having a dot above them. The score is divided into four measures by vertical bar lines.

[illegible]

The musical score for 'The Rose Tree' is presented in a four-staff format. The top staff is a treble clef with a key signature of one flat (B-flat). The melody is written in a simple, folk-like style. The bottom three staves are labeled T, A, and B, representing the Tenor, Alto, and Bass parts respectively. These parts are written in a simplified notation using numbers 0, 1, 2, 3, and 4, which correspond to the fret positions on a guitar. The music is divided into four measures, each containing a measure of melody and a corresponding measure of guitar accompaniment for each voice part.

[illegible]

First system of guitar music. The treble staff contains a melody in G major (one sharp) with eighth and quarter notes. The TAB staff shows the fretting: 1 0 1 2 | 0 3 1 1 0 2 | 1 0 1 2 4 1 | 2 0 1 0 3 0.

Second system of guitar music. The treble staff continues the melody with some triplets and slurs. The TAB staff shows: 2 2 2 0 2 2 | 1 0 2 2 2 2 | 2 2 0 0 2 | 1 2 1 0 3 0.

Third system of guitar music. The treble staff includes a double bar line and a 'CV' (Coda) instruction. The TAB staff shows: 2 5 4 5 0 1 | 0 2 1 2 2 3 | 0 0 | 0.

ETUDE

Arr. Ben Bolt

Matteo Carcassi

Allegro

The musical score is for a guitar etude in common time (C). It consists of two measures. The first measure features a treble clef and a common time signature. The melody is written on a single staff, starting with a half note G4 (fingering 2, dynamic *p*, articulation *a*), followed by a quarter note A4 (fingering 3, articulation *m*), and a quarter note B4 (fingering 4, articulation *i*). The bass staff shows the corresponding fretting: G4 on the 2nd fret, A4 on the 3rd fret, and B4 on the 4th fret. The second measure continues the melody with a half note C5 (fingering 1), followed by a quarter note D5 (fingering 3, articulation *i*), a quarter note E5 (fingering 1, articulation *a*), and a quarter note F#5 (fingering 3, articulation *i*). The bass staff shows the corresponding fretting: C5 on the 1st fret, D5 on the 3rd fret, E5 on the 4th fret, and F#5 on the 2nd fret. The score includes various fingerings and articulations throughout, such as triplets and slurs.

This Arrangement © 1991 Cherry Lane Music Company, Inc.
International Copyright Secured All Rights Reserved

First system of guitar notation. The treble staff contains a melodic line with eighth-note patterns and triplets. The tablature staff below it shows the corresponding fret numbers: 0, 2, 0, 2, 1, 2, 0, 2, 2, 2, 0, 2, 3, 2, 0, 2 in the first measure, and 2, 2, 1, 2, 2, 1, 2, 2, 2, 0, 2, 1, 1 in the second measure.

Second system of guitar notation. The treble staff continues the melodic line. The tablature staff shows fret numbers: 2, 2, 2, 2, 2, 2, 3, 2, 2, 2, 2, 2, 2 in the first measure, and 0, 2, 1, 2, 2, 0, 2, 1, 3, 1, 2, 1, 2 in the second measure.

Third system of guitar notation. The treble staff features a melodic line ending with a half note. The tablature staff shows fret numbers: 0, 2, 0, 2, 1, 2, 0, 2, 2, 2, 1, 2, 1, 0, 0 in the first measure, and 2, 1, 0, 1, 0, 4, 0, 5 in the second measure.

Fourth system of guitar notation. The treble staff contains a melodic line with various fret numbers. The tablature staff shows fret numbers: 1, 1, 1, 1, 1, 1, 2, 1, 1, 1, 0, 1, 1, 1 in the first measure, and 3, 2, 3, 2, 2, 2, 0, 2, 3, 1, 3, 1, 2, 1 in the second measure.

First system of guitar notation. The treble staff contains a melodic line with fingerings 0, 4, 4, 3, 1, 0, 4, 1, 0, 3. The TAB staff shows fret numbers: 0, 0, 3, 0, 0, 3, 0, 0, 2, 0, 0, 1, 0, 0, 3, 0, 0, 2, 0, 1, 0, 0, 0, 3.

Second system of guitar notation. The treble staff contains a melodic line with fingerings 2, 2, 3, 1, 0, 4, 0, 4, 1. The TAB staff shows fret numbers: 3, 2, 2, 2, 2, 2, 2, 0, 3, 3, 3, 1, 1, 1, 0, 0, 0, 0, 4, 4, 4, 0, 0, 0, 1, 3, 3, 3.

Third system of guitar notation. The treble staff contains a melodic line with fingerings 1, 0, 3, 1, 0, 4, 0. The TAB staff shows fret numbers: 2, 1, 1, 1, 1, 1, 1, 0, 0, 0, 0, 1, 2, 2, 2, 2, 1, 0, 0, 1, 0, 0, 0, 4, 0, 0, 0, 7, 0, 0, 0.

Fourth system of guitar notation. The treble staff contains a melodic line with fingerings 2, 1, 0, 4, 0, 3, 1, 0, 3, 1, 1, 4, 0. The TAB staff shows fret numbers: 5, 0, 0, 0, 1, 0, 4, 0, 3, 0, 1, 0, 0, 0, 0, 2, 0, 2, 1, 0, 0, 1, 0, 0, 0, 4, 0, 0, 0, 7, 0, 0, 0.

The musical score for 'The Rose Tree' is presented in two systems. The first system contains the first two measures of the melody and the corresponding bass line. The second system contains the next two measures. The melody is written in treble clef with a key signature of one sharp (F#). The bass line is written in bass clef. The melody consists of eighth and sixteenth notes, with some measures containing beamed sixteenth notes. The bass line consists of eighth and sixteenth notes, with some measures containing beamed sixteenth notes. The lyrics 'The Rose Tree' are written below the bass line.

Musical score for the piece 'CIII'. The score is written for a single melodic line (treble clef) and a three-part guitar accompaniment (labeled T, A, B). The melodic line features various intervals and accidentals, including a circled '5' and a '3' below the first measure. The guitar accompaniment consists of three staves with fret numbers and some rhythmic markings. The piece is marked with a 'C' time signature and a 'III' key signature.

LAGRIMA

Arr. Ben Bolt

Francisco Tarrega

Largo

The musical score for "The Rose Tree" is presented in two systems. The first system consists of a treble clef staff with a key signature of three sharps (F#, C#, G#) and a common time signature (C). The melody begins with a quarter note G#4, followed by a quarter note A4, and then a quarter note B4. The second system continues the melody with a quarter note C5, followed by a quarter note B4, and then a quarter note A4. The score concludes with a double bar line and the word "Fine".

This musical score is for a guitar piece in G major, indicated by a single sharp (F#) on the treble staff. The notation includes a treble staff with standard musical notation and a bass staff with guitar tablature. The piece is divided into four measures. The first measure contains a treble staff with eighth notes and a bass staff with fret numbers. The second measure features a treble staff with a slur over two eighth notes, a circled '2' above the second note, and a bass staff with a slur over two eighth notes. The third measure has a treble staff with notes labeled with fingerings (a, m, a, m) and a bass staff with fret numbers. The fourth measure concludes with a double bar line and the instruction 'D.C. al Fine' in both staves.

Treble Staff:

- Measure 1: Four eighth notes, all with a fingering of '4'. The notes are G4, A4, B4, and C5.
- Measure 2: A slur over two eighth notes, G4 and A4, with a circled '2' above the second note. The notes are G4 and A4.
- Measure 3: Notes labeled with fingerings: 'a' (G4), 'm' (F#4), 'a' (G4), and 'm' (F#4).
- Measure 4: A whole note G4.

Bass Staff (TAB):

- Measure 1: Fret numbers 3, 0, 5, 0, 7, 0.
- Measure 2: Fret numbers 10, 8, 7, 10, 8, 7.
- Measure 3: Fret numbers 0, 0, 2, 1, 0, 2.
- Measure 4: Fret numbers 0, 0, 2.

Other markings:

- Measure 2: A 'p' (piano) marking below the first note.
- Measure 3: A 'p' (piano) marking below the first note.
- Measure 4: A 'D.C. al Fine' instruction below the staff.

MODERATO

Arr. Ben Bolt

Mauro Giuliani

The first system of musical notation for the piece 'Moderato' by Mauro Giuliani, arranged by Ben Bolt. It consists of a treble clef staff and a three-part guitar staff (T, A, B). The treble staff contains a melody with a triplet of eighth notes (G4, A4, B4) marked with a circled '3'. The guitar staff includes fingerings (e.g., 4, 0, 1 for the treble; 2, 0, 3, 2, 0, 5, 5, 5 for the bass) and dynamics such as *p* (piano) and *pp* (pianissimo).

The second system of musical notation. The treble staff continues the melody with various eighth and sixteenth note patterns. The guitar staff provides accompaniment with fingerings like 1, 0, 3, 2, 0 and 1, 3, 2, 0, 2, 1, 0, 2. Dynamics include *p* and *pp*.

The third system of musical notation. The treble staff features a triplet of eighth notes (G4, A4, B4) marked with a circled '3'. The guitar staff includes fingerings such as 2, 1, 2, 1, 2, 4, 0, 1 and 2, 0, 3, 2, 0, 5, 5, 5. Dynamics include *p* and *pp*.

First system of musical notation. The treble staff contains eighth and sixteenth notes with various fingerings (1, 2, 3, 4). The bass staff shows fret numbers: 0, 2, 3, 1, 0, 1, 0, 3, 1, 0, 1, 0, 3, 2, 1, 3, 0.

Second system of musical notation. The treble staff continues with eighth and sixteenth notes. The bass staff shows fret numbers: 1, 0, 2, 0, 2, 0, 0, 3, 1, 0, 0, 0, 0, 0, 0, 0, 0, 3, 0, 2, 0, 3, 0, 5, 0, 0, 5, 0, 0, 0, 0, 1, 0.

Third system of musical notation. The treble staff features a more active eighth-note melody. The bass staff shows fret numbers: 1, 0, 0, 0, 2, 0, 1, 2, 0, 1, 3, 0, 2, 0, 1, 2, 0, 1, 3, 0, 2, 0, 1, 0, 2, 1, 3, 1, 0, 3, 0.

Fourth system of musical notation. The treble staff concludes with eighth notes. The bass staff shows fret numbers: 1, 0, 2, 0, 1, 3, 0, 1, 3, 2, 2, 2, 1, 2, 1, 1, 0, 1, 0, 0, 2, 1, 0, 2, 1, 3, 1, 0, 0, 0. Dynamic markings *p*, *i*, and *m* are present in the second measure.

First system of guitar notation. The treble staff contains a melodic line with eighth and sixteenth notes, including triplets and four-note runs. The bass staff provides harmonic support with chords and single notes. The tablature staff below shows fingerings (0-4) and fret numbers (1, 2, 3, 4) for both hands.

Second system of guitar notation. A 'CI' (Capo) marking is placed above the treble staff at the beginning of the system. The notation continues with similar melodic and harmonic patterns as the first system, with corresponding tablature below.

Third system of guitar notation. This system continues the piece with more complex melodic lines in the treble and sustained chords in the bass. The tablature provides detailed fingering and fret information.

Fourth system of guitar notation, concluding the piece. It features a final melodic phrase in the treble and a resolving bass line. A dynamic marking of *p* (piano) is present. The system ends with a double bar line. The tablature staff shows the final fretting for both hands.

STUDY IN A

Arr. Ben Bolt

Matteo Carcassi

First system of musical notation. The treble clef staff is in A major (three sharps) and common time. It features a melody with triplets and slurs, and a bass line with fingerings. The guitar tablature below shows fret numbers for the Treble (T) and Bass (B) staves.

CV CII

Second system of musical notation. The treble clef staff continues the melody. The guitar tablature shows fret numbers for the Treble (T) and Bass (B) staves.

Third system of musical notation. The treble clef staff continues the melody. The guitar tablature shows fret numbers for the Treble (T) and Bass (B) staves.

Fourth system of musical notation. The treble clef staff continues the melody. The guitar tablature shows fret numbers for the Treble (T) and Bass (B) staves.

BOUREE

Transcribed by
BEN BOLT (1987)

J. S. Bach

First system of musical notation (measures 1-3). The system includes a treble clef, a key signature of one sharp (F#), and a common time signature (C). The notation features a melody line with various fingerings (e.g., 0, 2, 4, 1) and a bass line with corresponding fret numbers (e.g., 2, 0, 4, 0, 2). A 'CII' marking is present above the first measure.

Second system of musical notation (measures 4-6). The notation continues the melody and bass lines with various fingerings and fret numbers. A 'CII' marking is present above the first measure of this system.

Third system of musical notation (measures 7-9). The notation continues the melody and bass lines. A double bar line is present at the end of the system, indicating the end of a phrase.

Fourth system of musical notation (measures 10-12). The notation continues the melody and bass lines. A circled '3' is present above the first measure of this system, indicating a triplet.

First system of musical notation. Treble clef, key signature of one sharp (F#). The notation includes a melody line and a bass line with fingerings and fret numbers.

Measure 1: Treble clef, F#4 quarter note, F#4 quarter note, F#4 quarter note, F#4 quarter note, F#4 quarter note, F#4 quarter note. Bass line: 0, 1, 0, 3, 1.

Measure 2: Treble clef, F#4 quarter note, F#4 quarter note, F#4 quarter note, F#4 quarter note, F#4 quarter note, F#4 quarter note. Bass line: 0, 3, 2.

Measure 3: Treble clef, F#4 quarter note, F#4 quarter note, F#4 quarter note, F#4 quarter note, F#4 quarter note, F#4 quarter note. Bass line: 0, 3, 3, 0, 4, 3.

Measure 4: Treble clef, F#4 quarter note, F#4 quarter note, F#4 quarter note, F#4 quarter note, F#4 quarter note, F#4 quarter note. Bass line: 5, 5, 5, 7, 2, 0.

Measure 5: Treble clef, F#4 quarter note, F#4 quarter note, F#4 quarter note, F#4 quarter note, F#4 quarter note, F#4 quarter note. Bass line: 0, 4, 0, 1.

Second system of musical notation. Treble clef, key signature of one sharp (F#). The notation includes a melody line and a bass line with fingerings and fret numbers.

Measure 6: Treble clef, F#4 quarter note, F#4 quarter note, F#4 quarter note, F#4 quarter note, F#4 quarter note, F#4 quarter note. Bass line: 3, 2, 0, 3, 0.

Measure 7: Treble clef, F#4 quarter note, F#4 quarter note, F#4 quarter note, F#4 quarter note, F#4 quarter note, F#4 quarter note. Bass line: 0, 7, 7.

Measure 8: Treble clef, F#4 quarter note, F#4 quarter note, F#4 quarter note, F#4 quarter note, F#4 quarter note, F#4 quarter note. Bass line: 0, 7, 5, 5, 0, 3.

Measure 9: Treble clef, F#4 quarter note, F#4 quarter note, F#4 quarter note, F#4 quarter note, F#4 quarter note, F#4 quarter note. Bass line: 7, 0, 4, 0.

Third system of musical notation. Treble clef, key signature of one sharp (F#). The notation includes a melody line and a bass line with fingerings and fret numbers.

Measure 10: Treble clef, F#4 quarter note, F#4 quarter note, F#4 quarter note, F#4 quarter note, F#4 quarter note, F#4 quarter note. Bass line: 2, 0, 3, 3, 3, 0.

Measure 11: Treble clef, F#4 quarter note, F#4 quarter note, F#4 quarter note, F#4 quarter note, F#4 quarter note, F#4 quarter note. Bass line: 0, 3, 2, 3.

Measure 12: Treble clef, F#4 quarter note, F#4 quarter note, F#4 quarter note, F#4 quarter note, F#4 quarter note, F#4 quarter note. Bass line: 5, 5, 0, 2, 2, 5.

Measure 13: Treble clef, F#4 quarter note, F#4 quarter note, F#4 quarter note, F#4 quarter note, F#4 quarter note, F#4 quarter note. Bass line: 4, 0, 0, 0.

Measure 14: Treble clef, F#4 quarter note, F#4 quarter note, F#4 quarter note, F#4 quarter note, F#4 quarter note, F#4 quarter note. Bass line: 2, 3, 2, 0, 4.

Fourth system of musical notation. Treble clef, key signature of one sharp (F#). The notation includes a melody line and a bass line with fingerings and fret numbers.

Measure 15: Treble clef, F#4 quarter note, F#4 quarter note, F#4 quarter note, F#4 quarter note, F#4 quarter note, F#4 quarter note. Bass line: 1, 3, 2, 0, 1, 0.

Measure 16: Treble clef, F#4 quarter note, F#4 quarter note, F#4 quarter note, F#4 quarter note, F#4 quarter note, F#4 quarter note. Bass line: 2, 4, 4, 4, 5, 4, 2.

Measure 17: Treble clef, F#4 quarter note, F#4 quarter note, F#4 quarter note, F#4 quarter note, F#4 quarter note, F#4 quarter note. Bass line: 1, 2, 4, 5, 4, 2.

Measure 18: Treble clef, F#4 quarter note, F#4 quarter note, F#4 quarter note, F#4 quarter note, F#4 quarter note, F#4 quarter note. Bass line: 2, 0.

TABLATURE EXPLANATION

TABLATURE: A six-line staff that graphically represents the guitar fingerboard, with the top line indicating the highest sounding string (high E). By placing a number on the appropriate line, the string and fret of any note can be indicated.

The number 0 represents an open string.

1st string - High E		15	0
2nd string - B		15	0
3rd string - G			1
4th string - D			2
5th string - A	3		2
6th string - Low E			0

5th string, 3rd fret

1st string, 15th fret,
2nd string, 15th fret,
played together

an open E chord

PERFORMANCE NOTES

Stem Direction and Right-Hand Fingering:

In music of two or more parts, notes with downward stems are played by the thumb; notes with upward stems are played by the fingers; a note with a double stem (up and down) is played by the thumb. The letters *p*, *i*, *m* and *a* are used to specify which right-hand fingers are to play the indicated notes (*p* = thumb; *i* = index; *m* = middle; *a* = ring).



Barre:

The letter *C* and accompanying Roman numeral indicate which fret is to be barred by the left-hand index finger. A dotted line indicates how long the barre is to be held.



String Numbers and Left-hand Fingering:

Numbers inside circles indicate on which string a note is to be played, and uncircled numbers indicate which left-hand fingers to use (1 = index; 2 = middle; 3 = ring; 4 = little).



The music that comes with the tab will sound a bit sharp if you try to play along to it.
I ripped the pieces from the cassette that came with the book and i thought my cassette deck
was going to fast but i checked it against other tapes but they was okay.
So it is the original recording that is sharp.
If you find it disturbing playing along to something that is to sharp i would suggest using
something
like Cool Edit or Wavelab or anything that can change the pitch of a recording.