



2466

ALFRED'S BASIC ADULT CHRISTMAS PIANO BOOK

LEVEL ONE



786.2
PAL



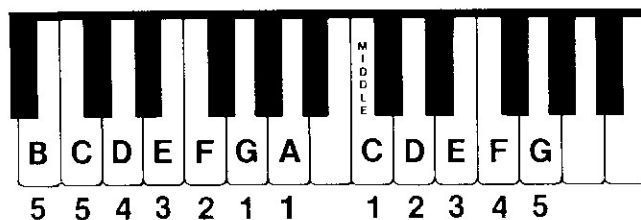
WILLARD A. PALMER

MORTON MANUS

AMANDA VICKI LETHBRIDGE

JOLLY OLD SAINT NICHOLAS

C POSITION



5 on B or C!
1 on G or A!

Happily

Traditional

Chord progression: C (3), G⁷, C

f Jol - ly Old Saint Nich - o - las, lean your ear this way!

Fingerings: 1 3 5, 1 2 5, 1 3 5

DUET PART: (Student plays 1 octave higher.)

R.H. (Right Hand) and L.H. (Left Hand) parts.

Measures 9, 13, and 17 are marked with box numbers.

Dynamic markings: *f* (forte) and *p* (piano).

5 F C D bass G7

1

Don't you tell a sin - gle soul what I'm going to say;

1 2 5 1 3 5 4 1 2 5

9 C G7 C

3

p Christ - mas Eve is com - ing soon, now, you dear old man,

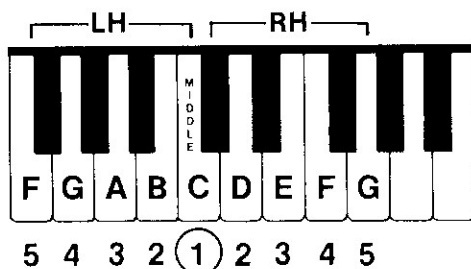
13 F C D bass G7 C

1

Whis - per what you'll bring to me, tell me if you can.

WE THREE KINGS OF ORIENT ARE

MIDDLE C POSITION



John Henry Hopkins

Moderately

Both thumbs on Middle C!

3

mf

1. We three kings of O - ri - ent are;
2. Bear - ing gifts of we trav - erse a - far.

3

5

1

Field and foun - tain, moor and moun - tain,

DUET PART: (Student plays 1 octave higher.)

R.H.

mf L.H.

5

9

13

17

21

25

p

mf

9

Fol - low - ing yon - der star.

0

1 2 4

13

Star of won - der, star of night,

p

1

17

Star with roy - al beau - ty bright,

21

mf West - ward lead - ing, still pro - ceed - ing,

25

Small notes optional

Guide us to Thy per - fect light.

IT CAME UPON THE MIDNIGHT CLEAR

MIDDLE C POSITION

Moderately

p It came up - on the mid - night clear, That

glo - rious song of old, From

an - gels bend - ing near the earth To

DUET PART: (Student plays 1 octave higher.)

R.H. *p*

L.H. *p*

mf

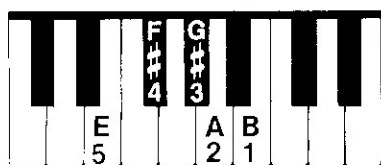
p

13

touch their harps of gold. *mf* Peace

3

Move LH to this position:



17

on the earth, good will to men, From

Move LH back to
MIDDLE C POSITION!

21

heav'n's all gra - cious King." *p* The

25

world in sol - emn still - ness lay, To

29

hear the an - gels sing.

WE WISH YOU A MERRY CHRISTMAS

MIDDLE C POSITION

Traditional

Merrily

mf We wish you a mer-ry Christ-mas, We wish you a mer-ry Christ-mas, We

4 1 2

5 wish you a mer-ry Christ-mas And a hap-py New Year!

3 1 2

DUET PART: (Student plays 1 octave higher.)

R.H. *mf* L.H. 5

9 13

17 21 *p*

9

Good tid - ings to you, Where - ev - er you are; Good

f

4 2

13

tid - ings for Christ - mas And a hap - py New Year!

4 2

17

We wish you a mer - ry Christ - mas, We wish you a mer - ry Christ - mas, We

p

4 1 2

21

wish you a mer - ry Christ - mas And a hap - py New Year!

3 2 5 3

1 2

O COME, ALL YE FAITHFUL

MIDDLE C POSITION

J.F. Wade

Joyfully

f O come, all ye faith - ful, Joy - ful and tri - umph - ant, O

1 2 3 4

DUET PART: (Student plays 1 octave higher.)

R.H.
f L.H.

5

9

13

17

5

come ye, O come ye to Beth-le-hem.

9

Come and be-hold Him, Born the King of An-gels, *mf* O

13

come, let us a-dore Him, O come, let us a-dore Him, *f* O

17

come, let us a-dore Him, Christ the Lord.

GO TELL IT ON THE MOUNTAIN

COMBINING POSITIONS

Brightly

Traditional

BEGIN IN
MIDDLE C POSITION

f Go tell it on the moun - tain, O - ver the hills and ev - 'ry - where;

Go tell it on the moun - tain, That Je - sus Christ is born!

Move LH to C POSITION!

C G7 C F C

DUET PART: (Student plays 1 octave higher. Pairs of EIGHTH NOTES may be played long-short.)

f R.H. L.H.

mf

Fine

D.C. al Fine

Move RH one key to right:

D E F G A

1 2 3 4 5

9

mf When I was a seek - er, I sought both night and day; I

Return LH to
MIDDLE C POSITION!

13

asked the Lord to help me, And He showed me the way. *f* Oh!

RETURN TO
MIDDLE C POSITION.

G7

4

2

2
4

17

Go tell it on the moun - tain, O - ver the hills and ev - 'ry - where;

1
4

3

21

Go tell it on the moun - tain, That Je - sus Christ is born!

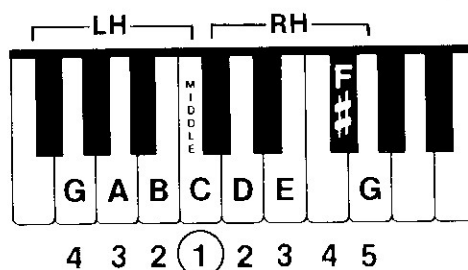
Move LH TO
C POSITION!

1
3
5

MIDDLE C POSITION (WITH F#)

Use after page 49.

THE FIRST NOËL



Traditional

Moderately

mf The first No - ël, the an - gel did

2 1

4 3 5 2

say, Was to cer - tain poor shep - herds in fields as they

2 4 3

DUET PART: (Student plays 1 octave higher.)

Moderately

R.H.

mf L.H.

4 8 12 17 21

f

8

lay; in fields where they lay keep - ing their

2 2 1

12

sheep, On a cold win - ter's night that was so deep.

3

2 4 2 4

17

No - ël, No - ël, No - ël, No - ël,

2 5

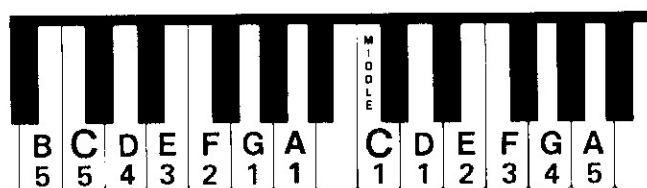
21

Born is the King of Is - ra - el!

5 5 2

UP ON THE HOUSETOP

C POSITION + 1



5 on B or C!
1 on G or A!

1 on C or D!

B.R. Hanby

Moderately fast

DUET PART: (Student plays 1 octave higher.)

Moderately fast

4 G7 C

1 4 4 1 2 4

San - ta - Claus, Down through the chim - ney with lots of toys,

5 1 2 5

> ACCENT SIGN means
play with special EMPHASIS!

7 F C G7 C F

5 4 2 1 4 1 3

All for the lit - tle ones' Christ - mas joys! *f* Ho! Ho! Ho!

2 5

10 C G7 C

4 1 3 2 4 1 2

Who would - n't go? Ho! Ho! Ho! Who would - n't go?

3 5 1 5 1 2 5 1 3 5

13 N.C.* G7 C

4 2 3 4 5 4 1 4 1

mf Up on the house - top Click! Click! Click! Down through the chim - ney with good Saint Nick!

5 4 3 2 5 1 2 1 3 5

*N.C. = no chord.

Moderately slow

Franz Gruber

13

Ho - ly In - fant so ten - der and mild,

The musical score is for a four-part setting of the hymn. It features a soprano part (treble clef) and a bass part (bass clef). The soprano part begins with a treble clef and a key signature of one flat (B-flat). The first measure of the soprano part is marked with a '3' and a 'F' above it, indicating a triplet of eighth notes. The lyrics 'Ho - ly In - fant so ten - der and mild,' are written below the notes. The bass part begins with a bass clef and a key signature of one flat (B-flat). The lyrics 'Ho - ly In - fant so ten - der and mild,' are written below the notes. The score is divided into four measures by vertical bar lines. The first measure contains the lyrics 'Ho - ly', the second 'In - fant so', the third 'ten - der and', and the fourth 'mild,'. The notes are written in a simple, clear style, with stems and beams indicating the rhythm. The overall layout is clean and professional, typical of a published musical score.

17 G7 C

mf Sleep in heav - en - ly peace,

5 2 1

21 G7 C

p Sleep in heav - en - ly peace!

5 2 1 5 4 2 1

5 1

DUET PART:

Moderately slow

Play this part 8va throughout

R.H.

p

L.H.

5

9

13

17

mf

21

pp

HERE WE COME A-CAROLING

Traditional

Rhythmically, with a lilt

p

3/5 2/5 1/5

mf 1

Here we come a - car - ol - ing a - mong the

5

leaves so green; Here we come a -

4 1 2 1 2 3 1 2

wan - d'ring so fair to be seen. *f* Love and

ritardando

1/5 4 1 1/5

1 4 2 1 1 2 1 4 1

joy come to you, And to you glad Christ-mas too, And God

3/5 2/5 3/5

*a tempo ... return to original tempo

24

3 1 4 2 1 2 1 3 4 2 5 1 1

bless you and send you a Hap - py New Year, And God

28

4 2 1 2 1 *a tempo*

send you a *ritard.* Hap - py New Year. *dim* - - - - *in* - - -

33

- - u - - - - en - - - - do - - - - *ritardando* *pp*

DUET PART:

Rhythmically, with a lilt

Play this part 8^{va} throughout

R.H.

5

pp *p*

10

R.H.

15

L.H.

ritard. *a tempo*

20

R.H.

f *legato*

24

28

ritard.

33

R.H.

L.H.

dim - - - - *in* - - - - *u* - - - - *en* - - - - *do* - - - - *ritardando* *pp*

O CHRISTMAS TREE

(O Tannenbaum)

Traditional

Rhythmically

1 1 3 5 1 2 5 1 3 5 1

3 N.C. D7 G D7

leaves are so un - chang - ing! O Christ - mas tree, O

2 1 1 2 5 1 3 5 1 2 5

DUET PART: (Student plays 1 octave higher.)

Rhythmically

R.H. L.H.

3 6 9 11 14

f *mf* *f*

*The dotted rhythm may be taught by memory, or by rote, at this point.

Here's a very fancy arrangement, full of sleigh bells and laughter!

JINGLE BELLS

Moderately fast

James Pierpont

2 octaves higher ----- 8va -----

f L.H. 2 2 2 2

mf Dash-ing through the snow In a

2 5 1 3

7

f one-horse o-pen sleigh, O'er the fields we go, Laugh-ing all the way! Ha, ha, ha

1 2 4 1 2 5

F G7 C

13

mf Bells on bob-tail ring, Mak-ing spir-its bright, What fun it is to ride and sing a

5 1 2

F G7

19

2 octaves higher ----- 8va -----

f sleigh-ing song to - night!

L.H. 2 2 2 2

5 2

F

25 *f* Jin-gle bells! Jin-gle bells! Jin-gle all the way! Oh what fun it

30 is to ride in a one-horse o - pen sleigh! Ha, ha, ha! one-horse o - pen sleigh!

35 *8va* - - - - -

DUET PART:

Moderately fast

Play this part 8va throughout.

Play this part 8va throughout.

2 R.H. *f* L.H. *mf!* (*staccato*)

7

13

19

3

25

30

1. 2. 35 2

ANGELS WE HAVE HEARD ON HIGH

Moderately fast

Tradition

mf An - gels we have heard on high, Sweet - ly sing - ing o'er the plains,

And the moun-tains in re - ply, Ech - o - ing their joy - ous strains.

DUET PART: (Student plays 1 octave higher.)

Moderately fast

R.H.
L.H. *mf*

5 9 12 15 18

ritard.

9

Musical score for measures 9-11. The system consists of a treble and bass staff. Measure 9: Treble staff has a triplet of eighth notes (G4, A4, B4) beamed together, with a '3' above. Bass staff has a triplet of eighth notes (F3, G3, A3) beamed together, with a '1' below. Measure 10: Treble staff has a triplet of eighth notes (B4, C5, D5) beamed together, with a '3' above. Bass staff has a triplet of eighth notes (G3, A3, B3) beamed together, with a '1' below. Measure 11: Treble staff has a triplet of eighth notes (C5, D5, E5) beamed together, with a '3' above. Bass staff has a triplet of eighth notes (A3, B3, C4) beamed together, with a '2' below. The word 'Glo' is written under the first measure.

12

Musical score for measures 12-14. The system consists of a treble and bass staff. Measure 12: Treble staff has a triplet of eighth notes (G4, A4, B4) beamed together, with a '3' above. Bass staff has a triplet of eighth notes (F3, G3, A3) beamed together, with a '1' below. Measure 13: Treble staff has a triplet of eighth notes (B4, C5, D5) beamed together, with a '2' above. Bass staff has a triplet of eighth notes (G3, A3, B3) beamed together, with a '1' below. Measure 14: Treble staff has a triplet of eighth notes (C5, D5, E5) beamed together, with a '4' above. Bass staff has a triplet of eighth notes (A3, B3, C4) beamed together, with a '2' below. The words 'ri - a', 'in ex - cel - sis', and 'De - o!' are written under the measures.

15

Musical score for measures 15-17. The system consists of a treble and bass staff. Measure 15: Treble staff has a triplet of eighth notes (G4, A4, B4) beamed together, with a '3' above. Bass staff has a triplet of eighth notes (F3, G3, A3) beamed together, with a '1' below. Measure 16: Treble staff has a triplet of eighth notes (B4, C5, D5) beamed together, with a '3' above. Bass staff has a triplet of eighth notes (G3, A3, B3) beamed together, with a '1' below. Measure 17: Treble staff has a triplet of eighth notes (C5, D5, E5) beamed together, with a '3' above. Bass staff has a triplet of eighth notes (A3, B3, C4) beamed together, with a '2' below. The word 'Glo' is written under the first measure.

18

Musical score for measures 18-21. The system consists of a treble and bass staff. Measure 18: Treble staff has a triplet of eighth notes (G4, A4, B4) beamed together, with a '3' above. Bass staff has a triplet of eighth notes (F3, G3, A3) beamed together, with a '1' below. Measure 19: Treble staff has a triplet of eighth notes (B4, C5, D5) beamed together, with a '2' above. Bass staff has a triplet of eighth notes (G3, A3, B3) beamed together, with a '1' below. Measure 20: Treble staff has a triplet of eighth notes (C5, D5, E5) beamed together, with a '4' above. Bass staff has a triplet of eighth notes (A3, B3, C4) beamed together, with a '2' below. Measure 21: Treble staff has a triplet of eighth notes (G4, A4, B4) beamed together, with a '3' above. Bass staff has a triplet of eighth notes (F3, G3, A3) beamed together, with a '1' below. The words 'ri - a', 'in ex - cel - sis', and 'De - o!' are written under the measures. The word 'ritardando' is written under the final measure.

PAT-A-PAN

KEY OF A MINORKey Signature: no \sharp 's, no \flat 's

Moderately fast

Bernard de la Monnoye

First system of musical notation (measures 1-4). The key signature is A minor (no sharps or flats). The tempo is 'Moderately fast'. The first measure has a forte (*f*) dynamic. The second measure has a first finger (1) fingering. The third measure has a first finger (1) fingering. The fourth measure has a first finger (1) fingering and a mezzo-forte (*mf*) dynamic. The lyrics 'Wil - lie,' are written under the fourth measure.

Second system of musical notation (measures 5-8). The key signature is A minor. The first measure has a first finger (1) fingering. The second measure has a first finger (1) fingering. The third measure has a first finger (1) fingering. The fourth measure has a first finger (1) fingering. The lyrics 'bring your lit - tle drum, Rob-in, get your flute and come. When we' are written under the measures.

Third system of musical notation (measures 9-12). The key signature is A minor. The first measure has a first finger (1) fingering. The second measure has a first finger (1) fingering. The third measure has a first finger (1) fingering. The fourth measure has a first finger (1) fingering. The lyrics 'hear your fife and drum, Tu-re-lu-re-lu, pat-a-pat-a-pan; When we' are written under the measures.

Fourth system of musical notation (measures 13-16). The key signature is A minor. The first measure has a first finger (1) fingering. The second measure has a first finger (1) fingering. The third measure has a first finger (1) fingering. The fourth measure has a first finger (1) fingering. The lyrics 'hear your fife and drum, how can an - y - one be glum?' are written under the measures.

Play the above THREE TIMES.

17

5
1

ritardando - - - - -

f *p*

Verse 2: When the men of olden days
Gave the King of Kings their praise,
They had pipes to play upon,
Turelurelu, patapatapan.
They had drums on which to play,
Full of joy on Christmas Day.

Verse 3: God and man this day become
Joined as one with flute and drum.
Let the happy tune play on!
Turelurelu, patapatapan,
Flute and drum together play
As we sing on Christmas Day.

DUET PART:

Play all of this ONE OCTAVE HIGHER than written:

R.H.

ff *mf*

5

3

L.H.

9

13

tr

Play the above THREE TIMES.

17

ff *p*

ritardando

GOD REST YOU MERRY, GENTLEMEN

Happily, rhythmically

Traditional

Introduction in 4/4 time, key of D minor. The right hand (treble clef) plays a melody of eighth notes, starting with a first ending bracket. The left hand (bass clef) plays a bass line of eighth notes. Dynamics include *pp* (pianissimo) and *f* (forte). Fingerings are indicated with numbers 1, 2, and 5. A legend indicates: 1. God, 2. Re.

DUET PART: (Student plays 1 octave higher.)

Happily, rhythmically

Duet Part in 4/4 time, key of D minor. The right hand (R.H., treble clef) and left hand (L.H., bass clef) play in parallel motion, one octave apart. The score is divided into measures with measure numbers 5, 9, 13, 17, and 21. Dynamics include *pp* (pianissimo), *f* (forte), *p* (piano), and *ff* (fortissimo). The piece concludes with a final cadence.

5

rest you mer - ry, gen - tle - men, Let noth - ing you dis - may,
mem - ber Christ our Sav - ior was born on Christ - mas Day:

9

To save us all from Sa - tan's pow'r when we were gone a - stray, O

13

tid - ings of com - fort and joy, com-fort and joy, O

17

tid - ings of com - fort and joy!

21

tid - ings of com - fort and joy!

STILL, STILL, STILL

Moderately slow

Traditional

First system of the musical score. The treble clef staff contains the melody with lyrics: "Still, still, still, He sleeps in Win - ter's chill, As". The bass clef staff provides harmonic accompaniment. Chords F and C7 are indicated above the staff. Fingerings are shown with numbers 1-5. Dynamics include *mp* and *p*. Pedal markings are present under the bass line.

Second system of the musical score, starting at measure 5. The treble clef staff continues the melody with lyrics: "Ma - ry's ten - der arms en - fold Him, Safe - ly, gent - ly, Warm-ly they hold Him.". The bass clef staff continues the accompaniment. Chords C7 and F are indicated. Pedal markings are present.

Third system of the musical score, starting at measure 9. The treble clef staff continues the melody with lyrics: "Still, still, still, He sleeps in Win - ter's chill.". The bass clef staff continues the accompaniment. Chords C7 and F are indicated. Dynamics include *p*. Pedal markings are present.

DUET PART: (Student plays 1 octave higher.)

Moderately slow

Duet part of the musical score. It consists of two staves, both in bass clef. The top staff is labeled "R.H." (Right Hand) and the bottom staff is labeled "L.H." (Left Hand). The music is written an octave higher than the main score. It includes measures 5 and 9, with lyrics "Safe - ly, gent - ly, Warm-ly they hold Him." and "Still, still, still, He sleeps in Win - ter's chill.". Dynamics include *p* and *pp*. Pedal markings are present.