GUITAR • VOCAL WITH TABLATURE

PLAY IT LIKE IT IS

THE BRIAN SETZER ORCHESTRA

10 GREAT SONGS, INCLUDING:
THE DIRTY BOOGIE • JUMP, JIVE AN' WAIL • ROCK THIS TOWN •
THIS CAT'S ON A HOT TIN ROOF

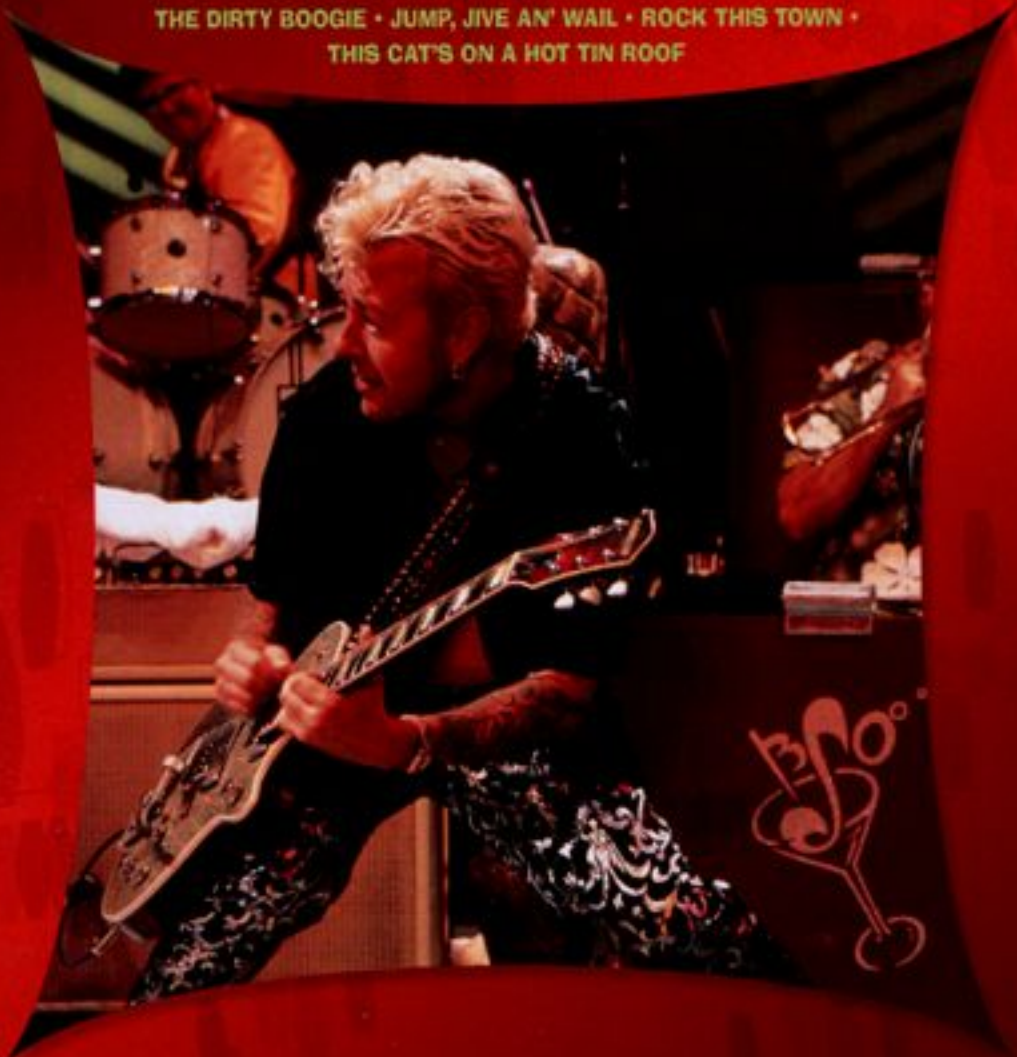

Guitar one

THE DIRTY BOOGIE

Words and Music by
Brian Setzer



*Horns arr. for gtr.

**Play all gtr. parts w/slight variations ad lib on repeats (throughout).

Copyright © 1998 Setzersongs (BMI)
International Copyright Secured All Rights Reserved


Gm6
D7
Gm6
A7#5
1st, 2nd & 3rd Verses
Dm6
1. Well, I got a lit - tle boog - ie but it
2.3. See additional lyrics
(end Riff A)
(Gtr. II out)
sl.
(end Rhy. Fig. 1)
(Gtr. I out)
N.C.
ain't too clean. It's real low - down and it's kind - a mean. The dirt - y

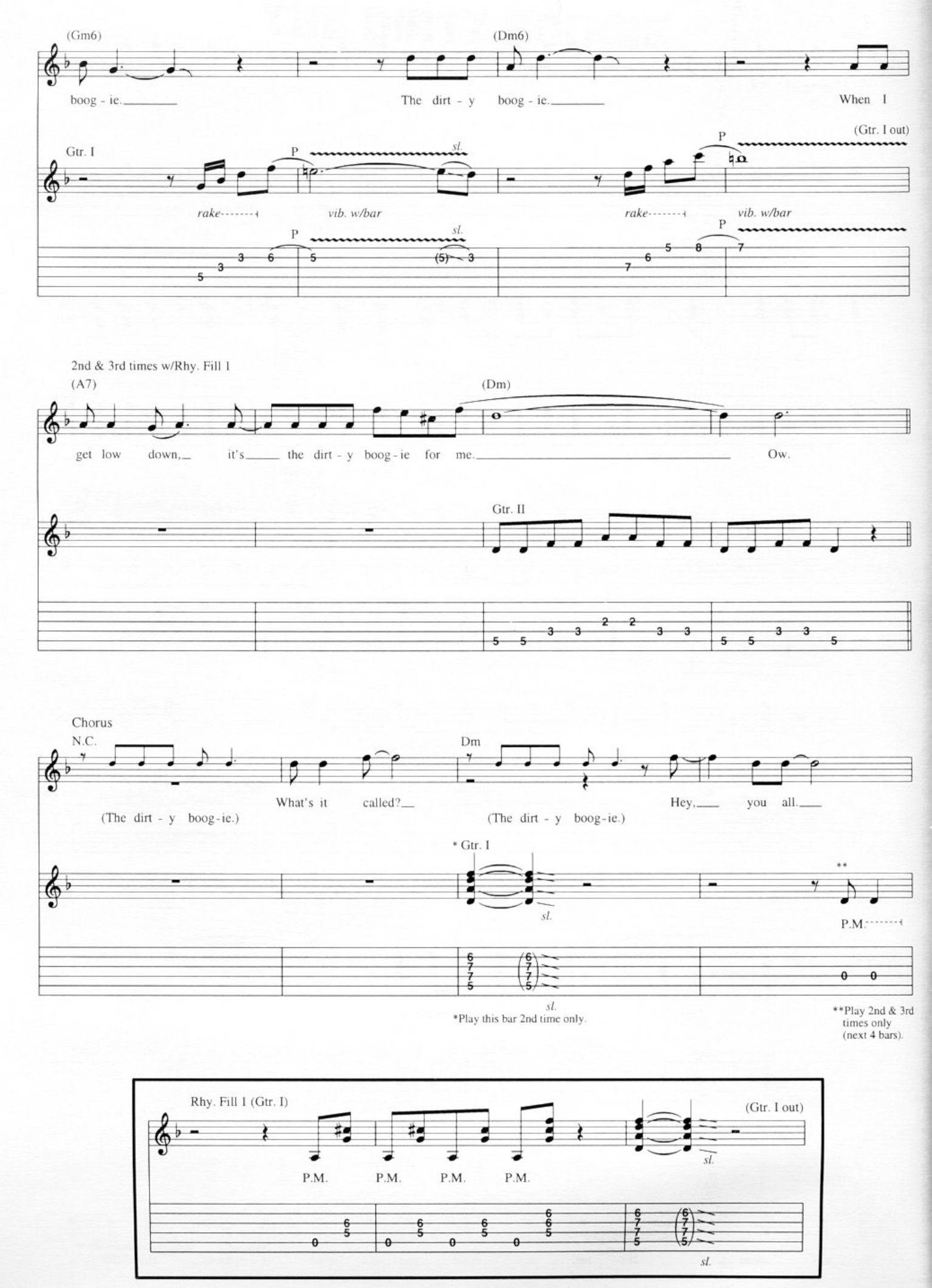
(Gm6)
(Dm6)
boog - ie.
The dirt - y boog - ie.
When I
Gtr. I
(Gtr. I out)
P
sl.
rake
vib. w/bar
2nd & 3rd times w/Rhy. Fill 1
(A7)
(Dm)
get low down, it's the dirt - y boog - ie for me.
Ow.
Gtr. II
Chorus
N.C.
Dm
What's it called?
Hey, you all.
(The dirt - y boog - ie.)
(The dirt - y boog - ie.)
* Gtr. I
**
P.M.
*Play this bar 2nd time only.
**Play 2nd & 3rd times only (next 4 bars).
Rhy. Fill 1 (Gtr. I)
(Gtr. I out)
P.M.


To Coda
Gm
Dm
How's it go?
Not too slow. When I
(The dirt - y boog-ie.)
(The dirt - y boog-ie.)
sl.
vib. w/bar
sl.
1.
N.C.(A7)
Dm6
get low down, it's the dirt - y boog - ie for me.
Ow.
Gtr. II
sl.
sl.
2.
A7
Dm
get low down, it's the dirt - y boog-ie for me.
Na, na, na, na.
(Let it go, let it go, let it go, let it go.)
P.M.
w/Riff A and Rhy. Fig. 1
Gm6
Cm
Gm6
D7
Gm6



*Chords implied by band till end of solo.


Coda
A7
Dm
get low down, it's the dirt - y boog - ie for me. Na, na, na, na.
(Let it go, let it go, let it go, let it go.)
Gm6
Gtr. II
P P P P
Gtr. I
Outro
E♭7
sl.
Gm
Gm6


D7
sl.
Gm6
rake
rake
rake
Gm6
A7
A♭7
Gm6
A7
A♭7
Gm6
G♭7
F7
F♭7
E♭7
Gm6
A7
A♭7
Gm6
D7
When I get low down, it's



Additional Lyrics

2. Well, you rattle and shake and you moan and groan.
   A girl like you I could never bring home.
   The dirty boogie, the dirty boogie.
   When I get low down, it's the dirty boogie for me. *(To Chorus)*

3. Well, they're shakin' their hips and scream and shout,
   And doin' things I can't even talk about.
   The dirty boogie. Catch my drift. The dirty boogie.
   When I get low down, it's the dirty boogie for me. *(To Chorus)*

HOODOO VOODOO DOLL

Words and Music by
Brian Setzer



*Chords are implied till Verse.
**Use neck pickup till otherwise indicated.

Copyright © 1995 Setzersongs (BMI)
International Copyright Secured All Rights Reserved


3rd time substitute Rhy. Fill 1
A6 A5 A6 A5 A6 A5 A6 A5
___ got just one deal to make,_ then I'll____ be trou - ble bound.__ They
D5 D6 D5 D6 D5 D5 D6 D5 D6
say that you're a doll,___ that with you____ I'll keep on win-nin'. I think__
To Coda
A5 A6 A5 A6 A5 A6 A5 A6 A5
____ they're talk - in' 'bout___ the kind__ of doll____ that you stick pins in. You're my


Rhy. Fill 1 (Gtr. I)
0 0 2 2 3 3 4

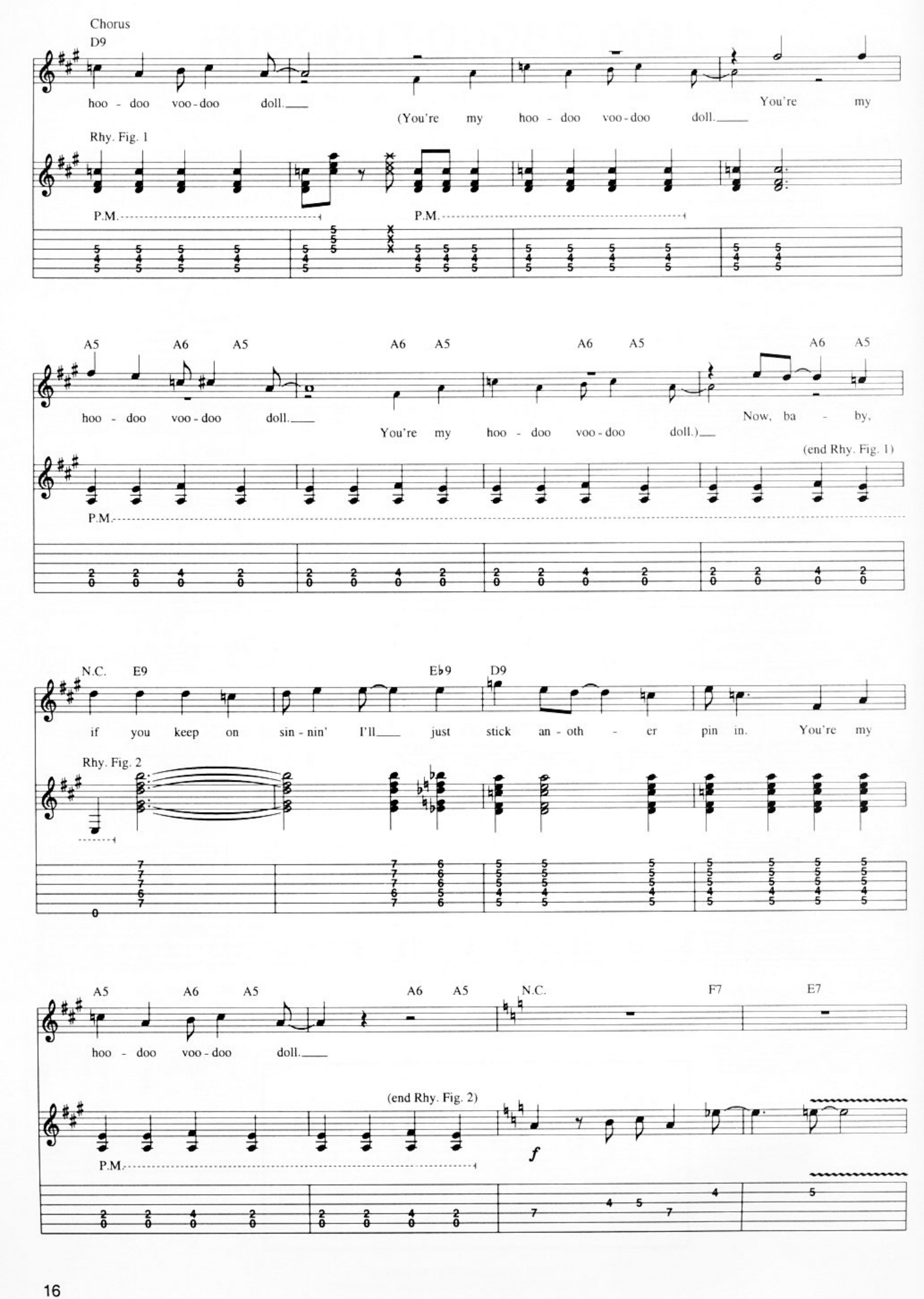
Chorus
D9
hoo - doo voo - doo doll.
(You're my hoo - doo voo - doo doll.
You're my
Rhy. Fig. 1
P.M.
P.M.
A5 A6 A5 A6 A5 A6 A5 A6 A5
hoo - doo voo - doo doll.
You're my hoo - doo voo - doo doll.)
Now, ba - by,
(end Rhy. Fig. 1)
P.M.
N.C. E9 E♭9 D9
if you keep on sin - nin' I'll just stick an - oth - er pin in. You're my
Rhy. Fig. 2
A5 A6 A5 A6 A5 N.C. F7 E7
hoo - doo voo - doo doll.
(end Rhy. Fig. 2)
P.M.
f


N.C.
E7
1.
E7#9
2.
E7#9
Guitar solo
*A7
2. I asked_
1/2
sl.
rake
*Chords are implied by band till end of solo.
P
Full
H
D7
A7
E7

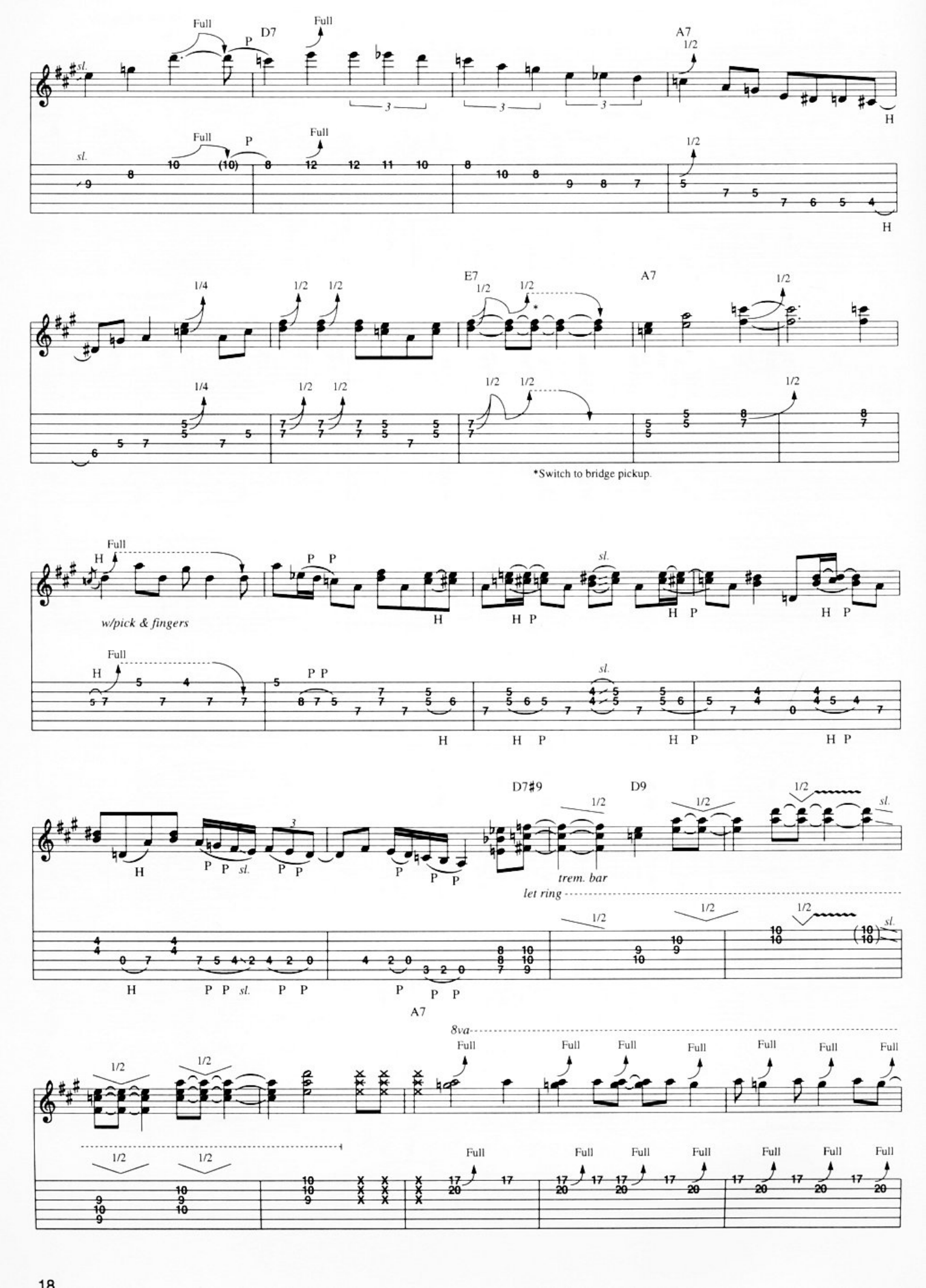
Full
P
D7
Full
A7
1/2
sl.
H
Full
P
Full
1/2
sl.
H
1/4
1/2
1/2
E7
1/2
1/2
A7
1/2
1/4
1/2
1/2
1/2
1/2
1/2
*Switch to bridge pickup.
Full
H
w/pick & fingers
P P
H
H P
sl.
H P
H P
Full
H
P P
sl.
H
H P
H P
H P
D7#9
D9
1/2
1/2
1/2
sl.
H
P P sl.
P P
P
P P
trem. bar
let ring
1/2
1/2
1/2
sl.
H
P P sl.
P P
P
P P
A7
8va
Full
1/2
1/2
1/2
1/2
Full

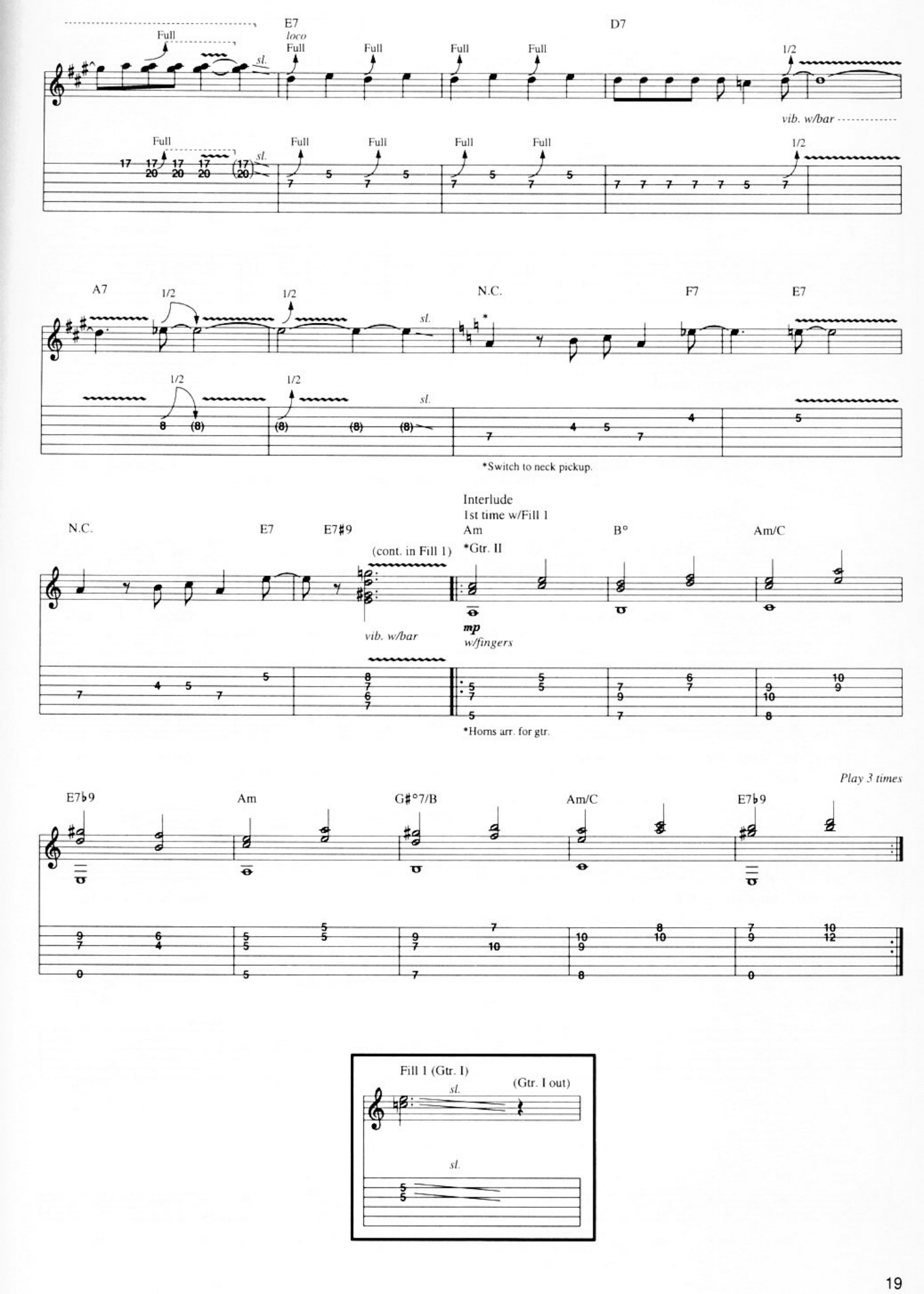
E7
loco
D7
Full
sl.
1/2
vib. w/bar
A7
N.C.
F7
E7
*Switch to neck pickup.
Interlude
1st time w/Fill 1
Am
B°
Am/C
*Gtr. II
(cont. in Fill 1)
mp
w/fingers
*Horns arr. for gtr.
Play 3 times
E7♭9
G♯°7/B
Fill 1 (Gtr. I)
(Gtr. I out)

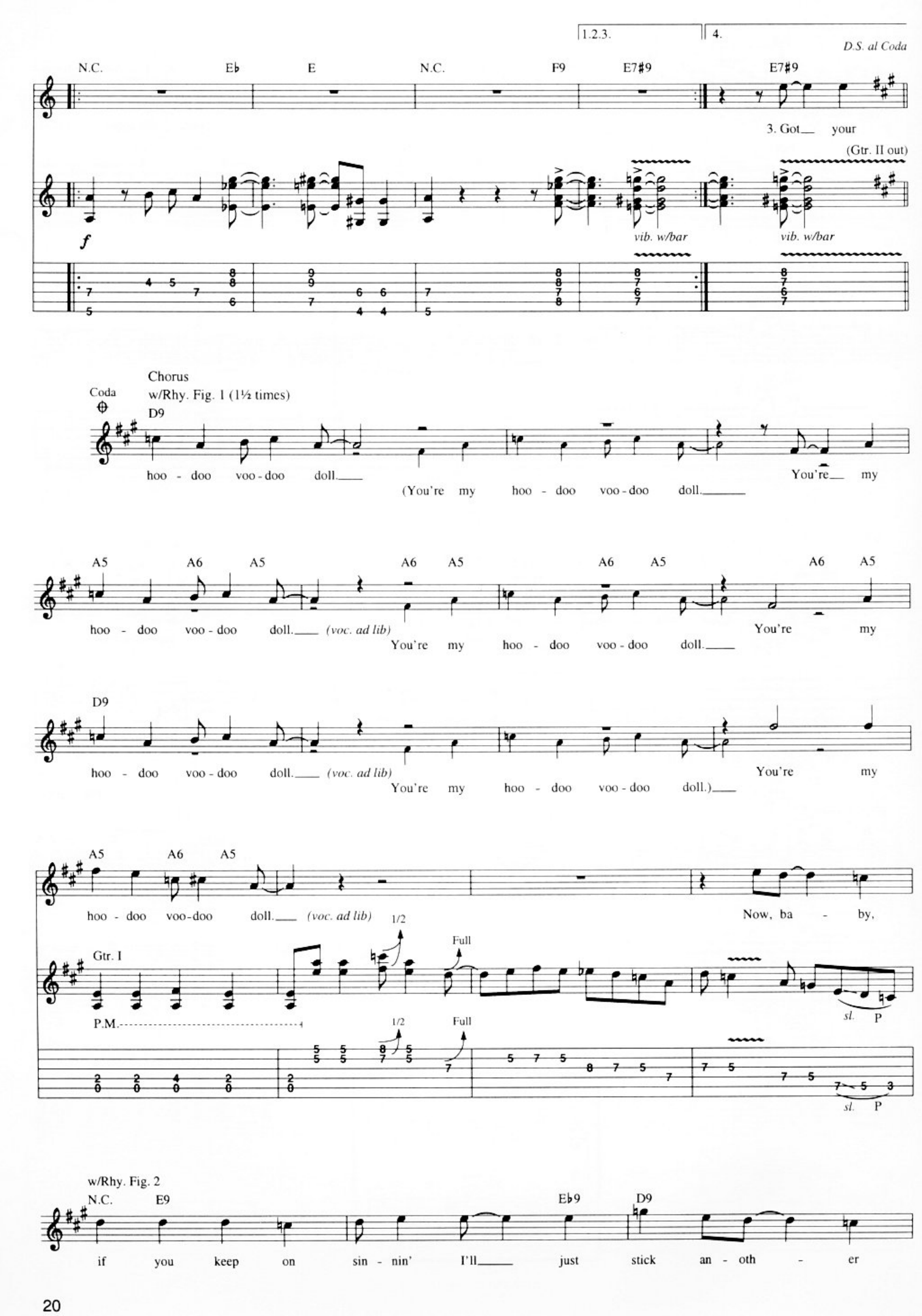
1.2.3.
4.
D.S. al Coda
N.C.
E♭
E
N.C.
F9
E7♯9
E7♯9
3. Got__ your
(Gtr. II out)
f
vib. w/bar
vib. w/bar
Coda
Chorus
w/Rhy. Fig. 1 (1½ times)
D9
hoo - doo voo - doo doll.___
(You're my hoo - doo voo - doo doll.___
You're__ my
A5
A6
A5
A6
A5
A6
A5
A6
A5
hoo - doo voo - doo doll.___ (voc. ad lib)
You're my hoo - doo voo - doo doll.___
You're my
D9
hoo - doo voo - doo doll.___ (voc. ad lib)
You're my hoo - doo voo - doo doll.)___
You're my
A5
A6
A5
hoo - doo voo-doo doll.___ (voc. ad lib)
Now, ba - by,
Gtr. I
1/2
Full
P.M.
1/2
Full
sl.
P
sl.
P
w/Rhy. Fig. 2
N.C.
E9
E♭9
D9
if you keep on sin - nin' I'll___ just stick an - oth - er



Additional Lyrics

2. I asked the fortune teller where my true love might be.
   She gazed into her crystal ball then looked straight up at me.
   I told her when your eyes met mine you cast an evil spell.
   I made a deal with the devil man, my soul to you I'd sell. *(To Chorus)*

3. Got your gris-gris and your mojo, but it won't work on me, no.
   Now you're mixin' up some love potion number three.
   Got my deal signed in blood and there ain't no turnin' back.
   Cost me all of my money and my pink Cadillac. *(To Chorus)*

JUMP, JIVE AN' WAIL

Words and Music by
Louis Prima

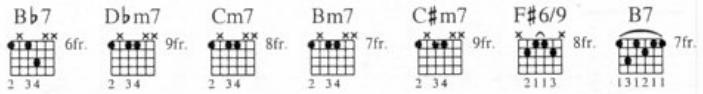

Fast Rockabilly Swing ♩ = 208 (♫ = ♩³♪)

Intro

*B♭7
Gtr. I

mf P.M.
clean tone

*Chords are implied throughout.

1st Verse

B♭7

1. Ba - by, ba - by, it looks like it's gon - na hail.

Rhy. Fig. 1

P.M.

E♭7

Ba - by, ba - by, it looks like it's gon - na hail.

Copyright © 1956; Renewed and Assigned to LGL Music Co.
Administered by Larry Spier, Inc., New York
International Copyright Secured All Rights Reserved

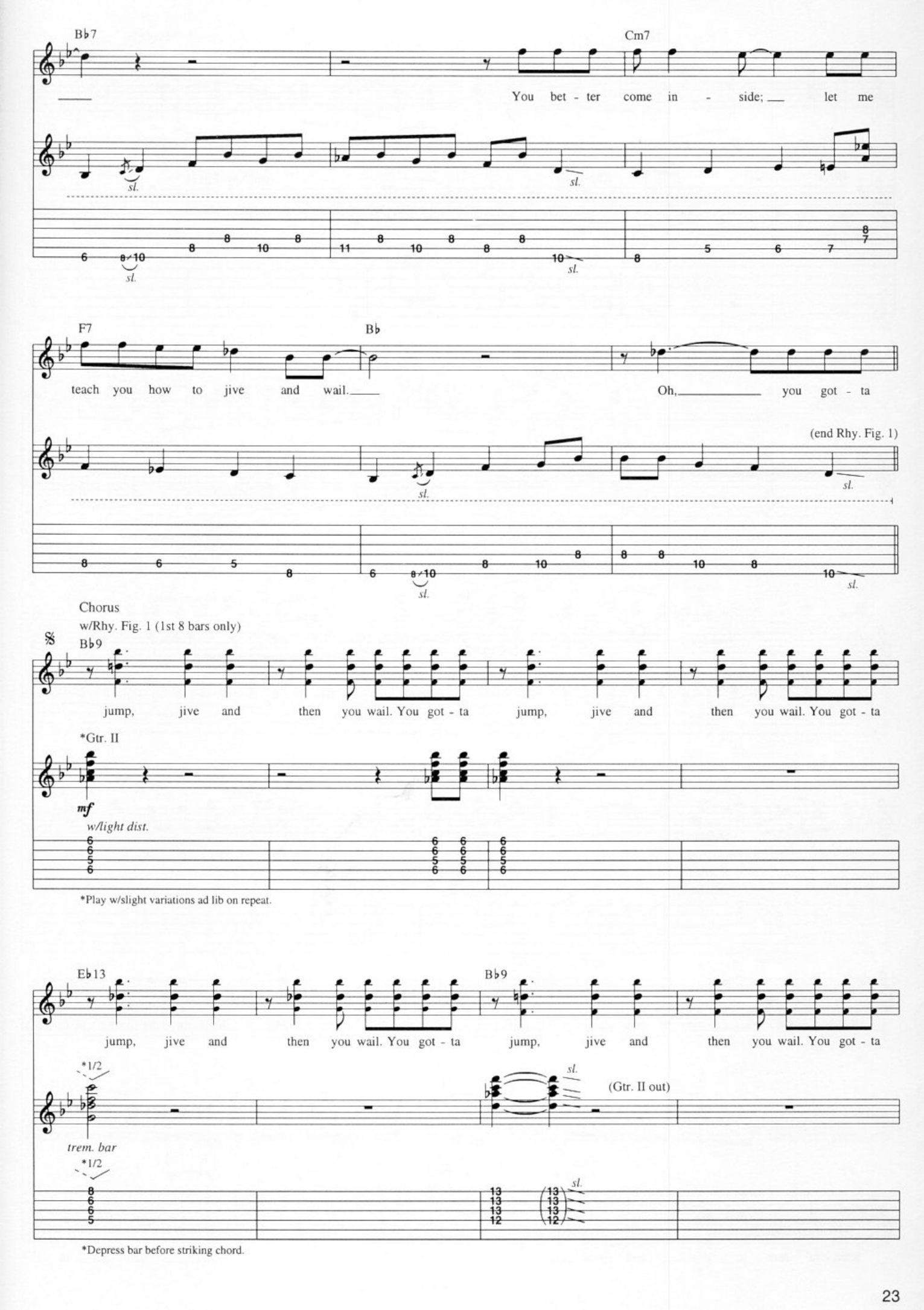
B♭7
Cm7
You bet - ter come in - side; let me
sl.
F7
B♭
teach you how to jive and wail.
Oh, you got - ta
(end Rhy. Fig. 1)
Chorus
w/Rhy. Fig. 1 (1st 8 bars only)
B♭9
jump, jive and then you wail. You got - ta
jump, jive and then you wail. You got - ta
*Gtr. II
mf
w/light dist.
*Play w/slight variations ad lib on repeat.
E♭13
B♭9
jump, jive and then you wail. You got - ta
jump, jive and then you wail. You got - ta
*1/2
trem. bar
(Gtr. II out)
*Depress bar before striking chord.

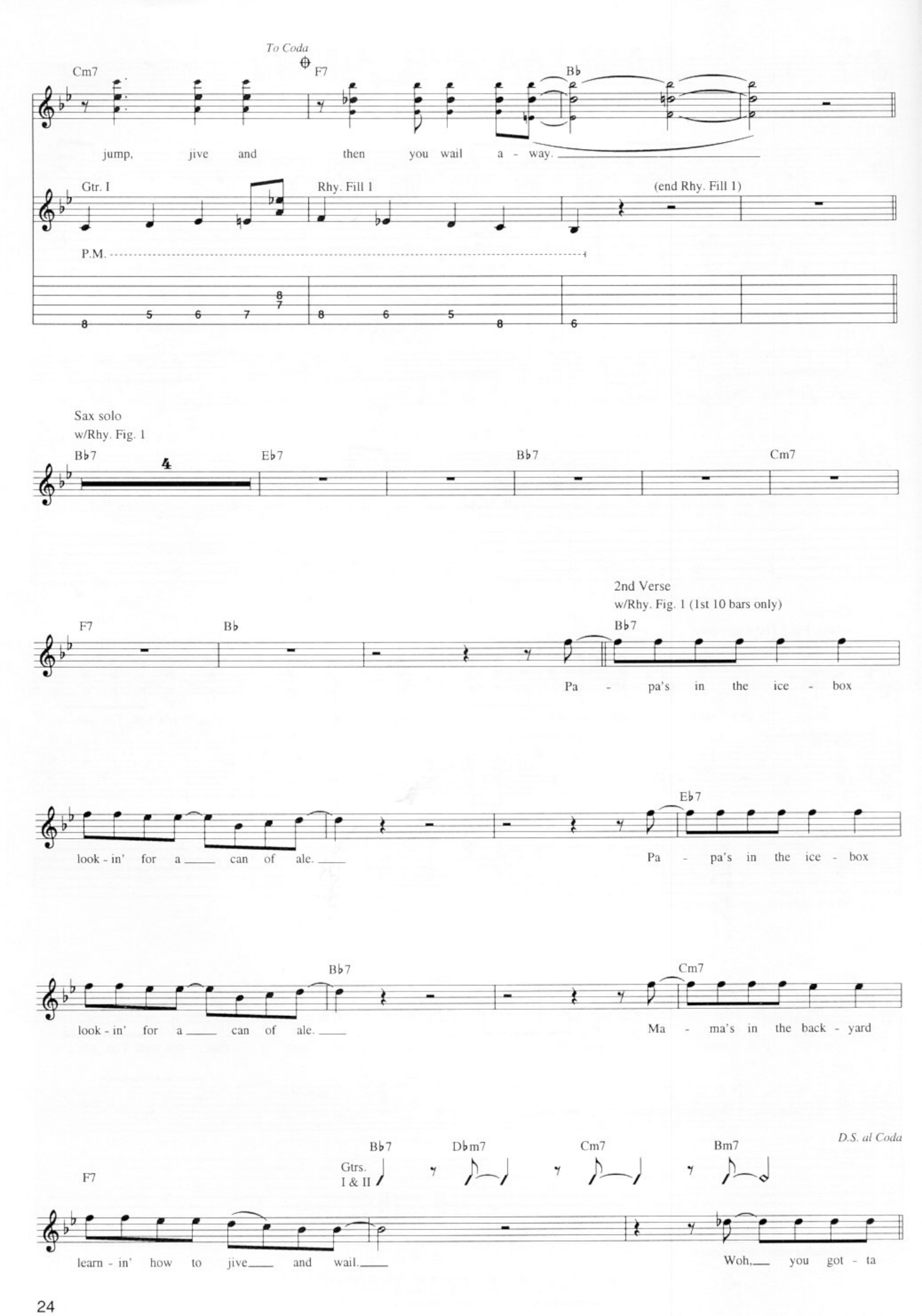
To Coda
Cm7
F7
B♭
jump, jive and then you wail a - way.
Gtr. I
Rhy. Fill 1
(end Rhy. Fill 1)
P.M.
Sax solo
w/Rhy. Fig. 1
B♭7
E♭7
B♭7
Cm7
F7
B♭
2nd Verse
w/Rhy. Fig. 1 (1st 10 bars only)
B♭7
Pa - pa's in the ice - box
E♭7
look - in' for a can of ale.
Pa - pa's in the ice - box
B♭7
Cm7
look - in' for a can of ale.
Ma - ma's in the back - yard
D.S. al Coda
B♭7
D♭m7
Cm7
Bm7
Gtrs. I & II
F7
learn - in' how to jive and wail.
Woh, you got - ta


Coda
w/Rhy. Fill 1
F7
Bb
(Gtr. I out)
then you wail a - way.
Gtr. II
f
Guitar Solo
Bb7
1/2
trem. bar
Eb7
Bb7
Cm7
F7
Bb
N.C.
A
Full
sl.

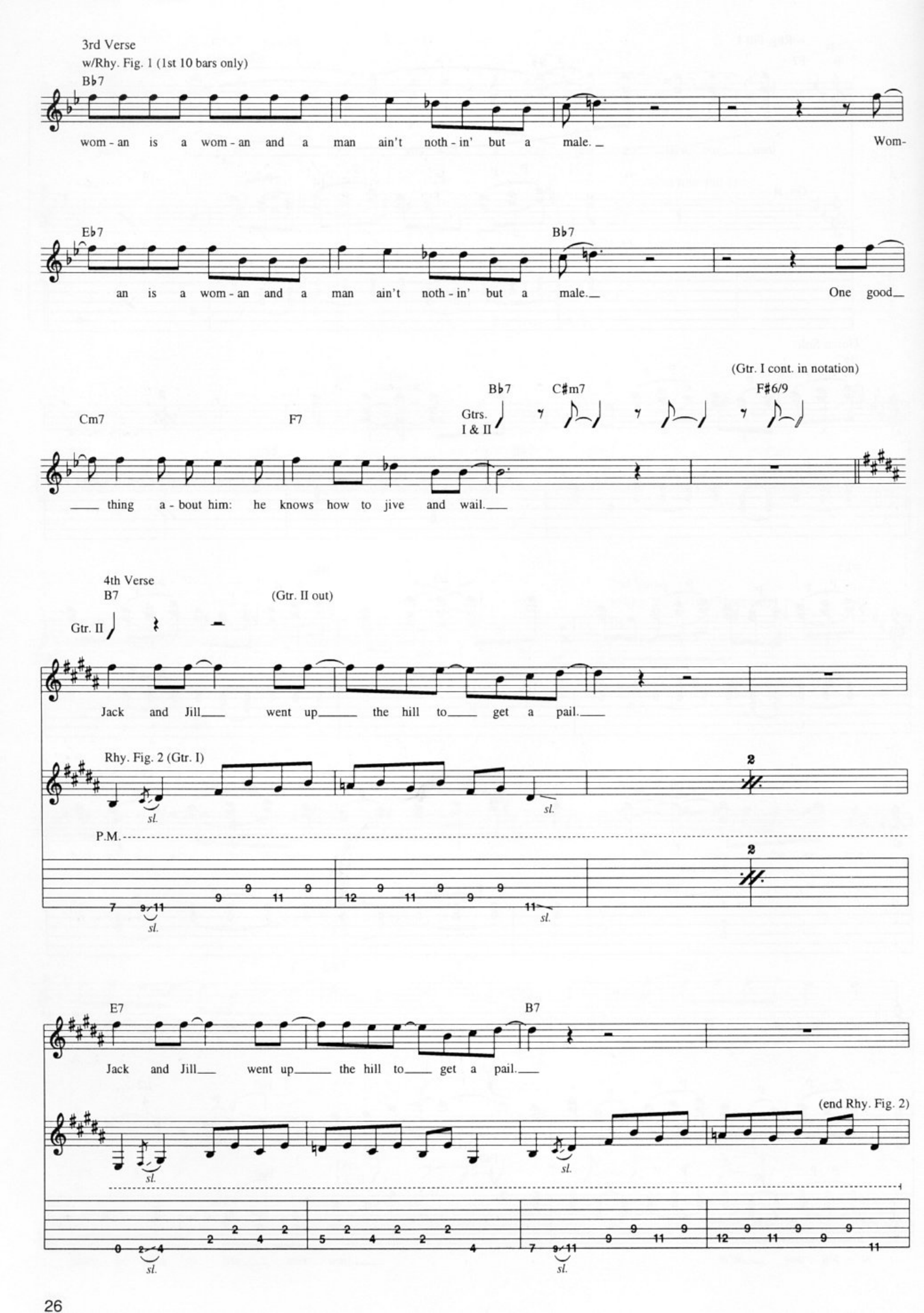
3rd Verse
w/Rhy. Fig. 1 (1st 10 bars only)
B♭7
wom - an is a wom - an and a man ain't noth - in' but a male.
Wom-
E♭7
B♭7
an is a wom - an and a man ain't noth - in' but a male.
One good
(Gtr. I cont. in notation)
B♭7
C♯m7
F♯6/9
Cm7
F7
Gtrs. I & II
thing a - bout him: he knows how to jive and wail.
4th Verse
B7
(Gtr. II out)
Gtr. II
Jack and Jill went up the hill to get a pail.
Rhy. Fig. 2 (Gtr. I)
sl.
P.M.
E7
B7
Jack and Jill went up the hill to get a pail.
(end Rhy. Fig. 2)

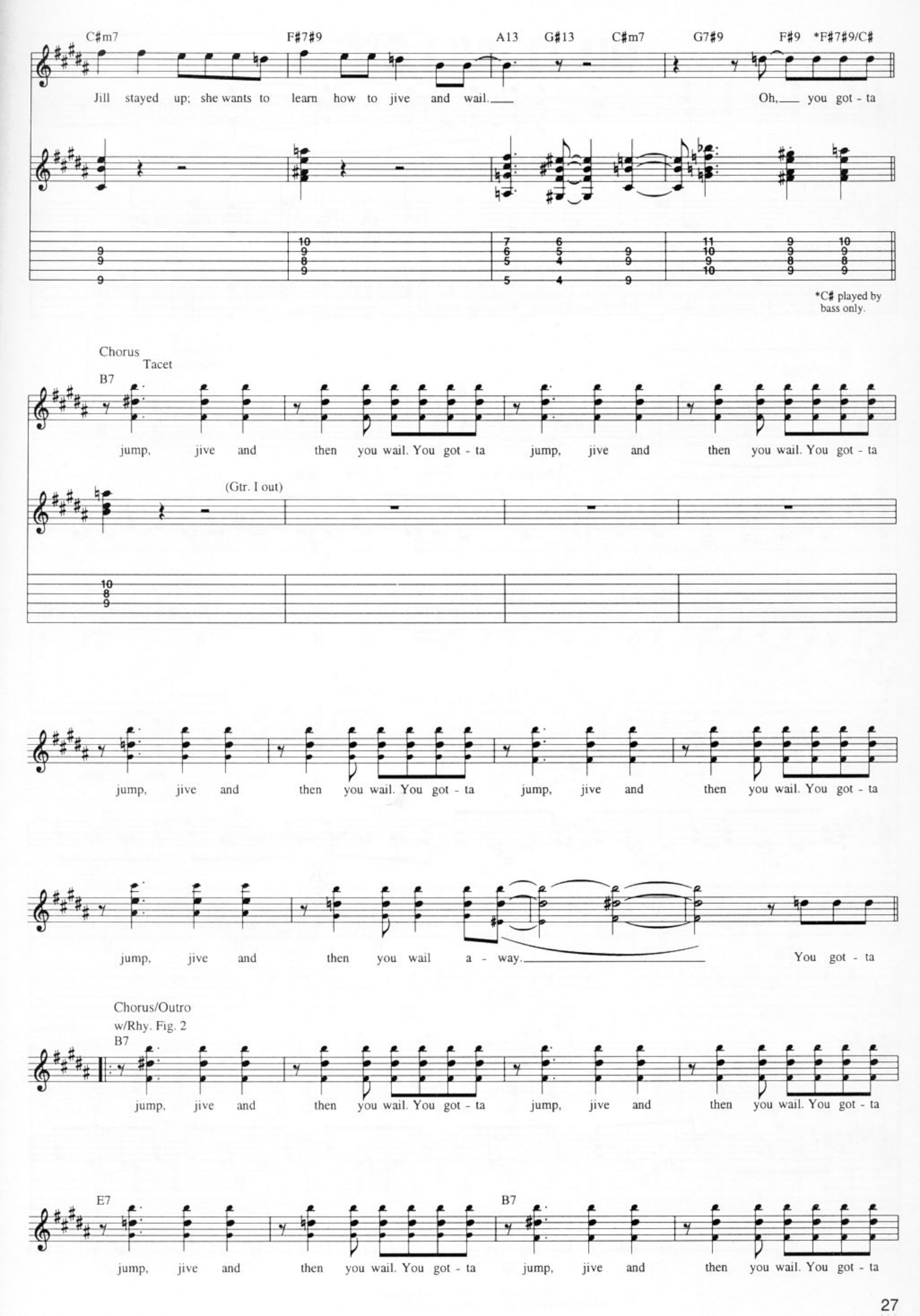
C#m7
F#7#9
A13
G#13
C#m7
G7#9
F#9
*F#7#9/C#
Jill stayed up; she wants to learn how to jive and wail.
Oh, you got - ta
*C# played by bass only.
Chorus
Tacet
B7
jump, jive and then you wail. You got - ta
jump, jive and then you wail. You got - ta
(Gtr. I out)
jump, jive and then you wail. You got - ta
jump, jive and then you wail. You got - ta
jump, jive and then you wail a - way.
You got - ta
Chorus/Outro
w/Rhy. Fig. 2
B7
jump, jive and then you wail. You got - ta
jump, jive and then you wail. You got - ta
E7
B7
jump, jive and then you wail. You got - ta
jump, jive and then you wail. You got - ta


1.
C#m7
F#7
B7
A7
G#7
Dm7
C#m7
G7
F#7
jump, jive and then you wail a - way.
Oh, you got - ta.
Gtr. I
P.M.
2.
Begin fade
N.C.
B
You got - ta jump, jive and...
Jump, jive and...
E
Jump, jive and...
B
Jump, jive and...
Fade out

LET'S LIVE IT UP

Words and Music by
Brian Setzer



*Horns arr. for gtr.

Copyright © 1998 Setzersongs (BMI)
International Copyright Secured All Rights Reserved





*Chords are implied (next 8 bars only).



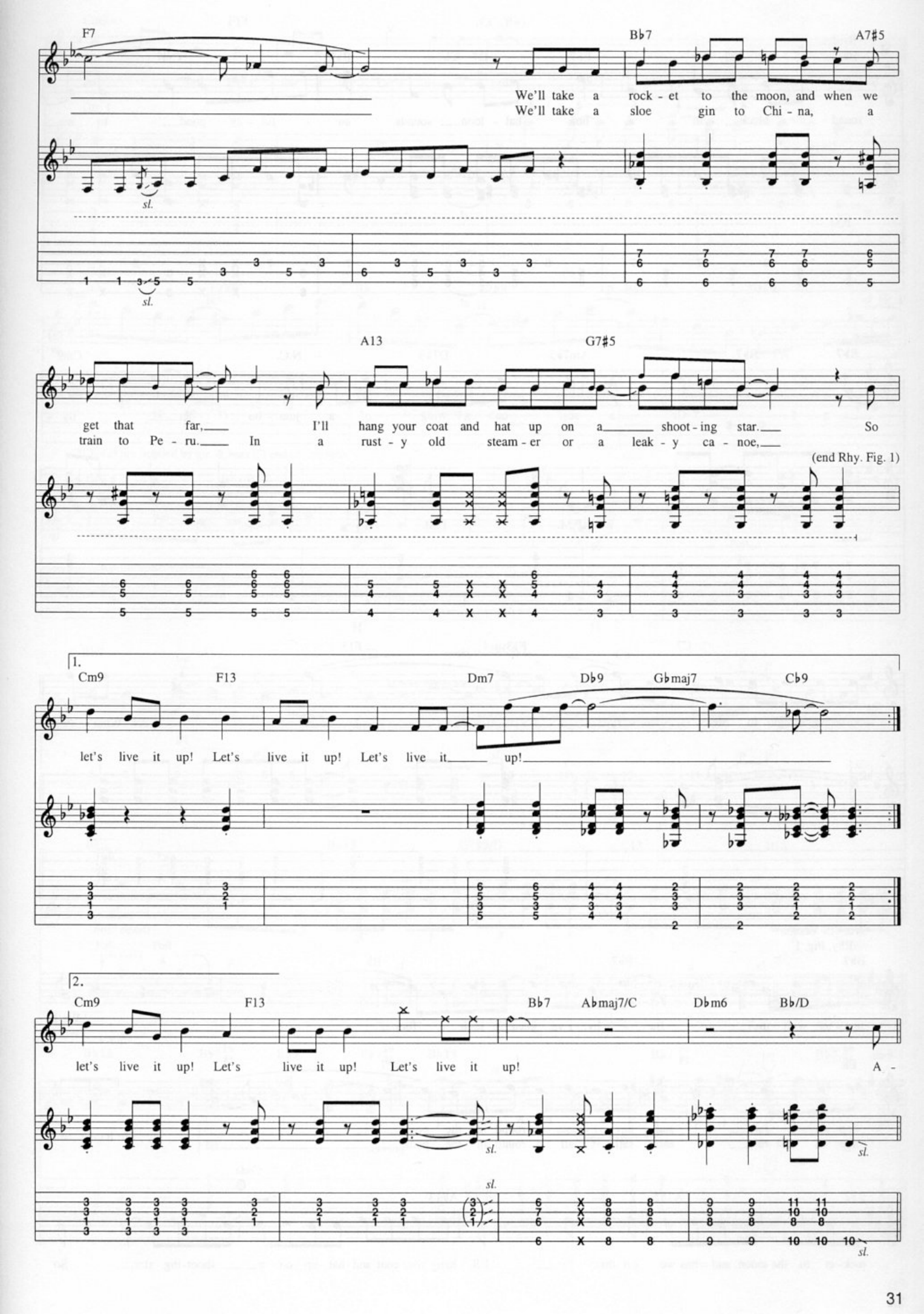
F7
Bb7
A7#5
We'll take a rock - et to the moon, and when we
We'll take a sloe gin to Chi - na, a
sl.
A13
G7#5
get that far, I'll hang your coat and hat up on a shoot - ing star. So
train to Pe - ru. In a rust - y old steam - er or a leak - y ca - noe,
(end Rhy. Fig. 1)
1.
Cm9
F13
Dm7
Db9
Gbmaj7
Cb9
let's live it up! Let's live it up! Let's live it up!
2.
Cm9
F13
Bb7
Abmaj7/C
Dbm6
Bb/D
let's live it up! Let's live it up! Let's live it up!
A -

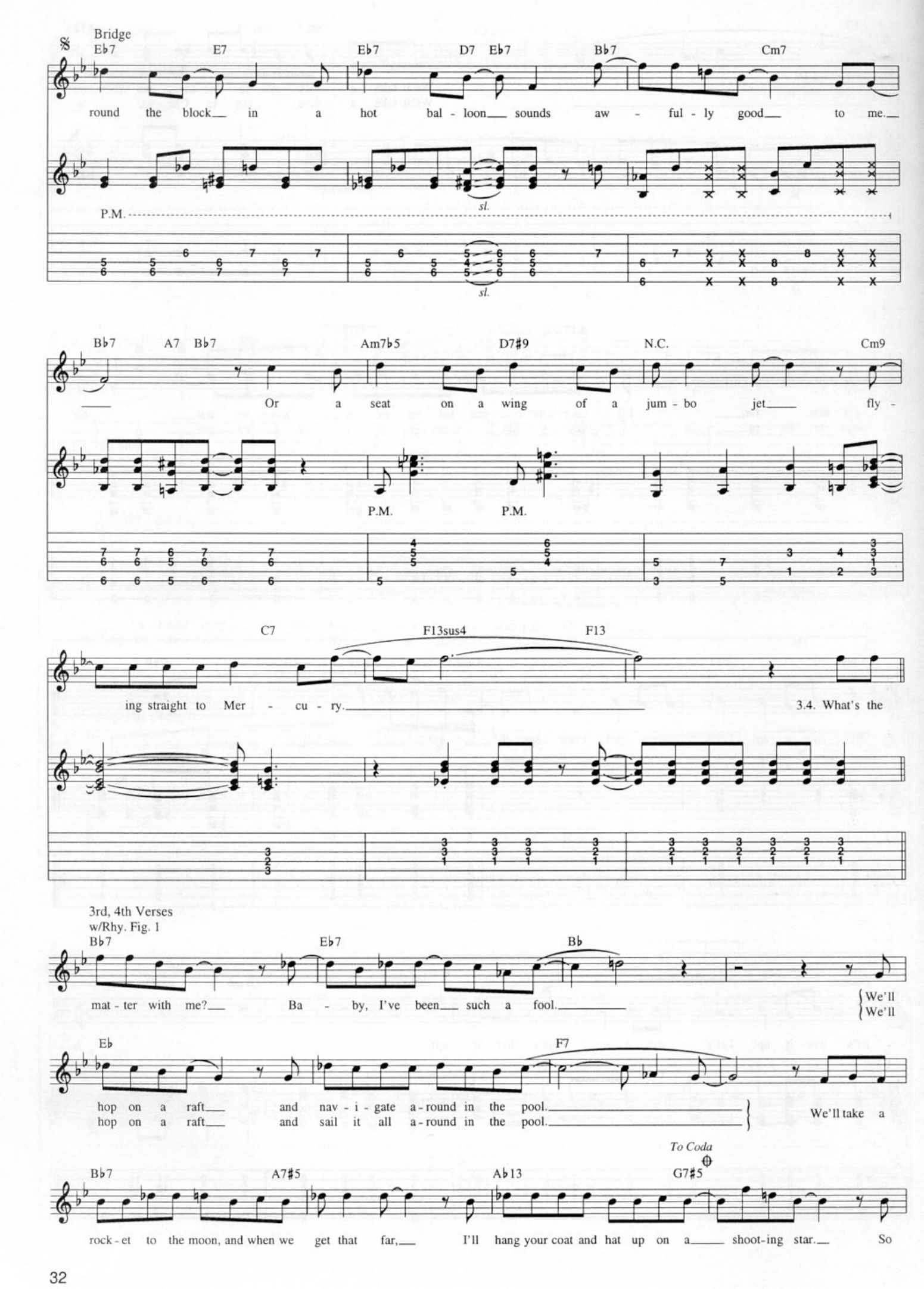
Bridge
Eb7 E7 Eb7 D7 Eb7 Bb7 Cm7
round the block in a hot bal - loon sounds aw - ful - ly good to me.
P.M.
sl.
Bb7 A7 Bb7 Am7b5 D7#9 N.C. Cm9
Or a seat on a wing of a jum - bo jet fly -
P.M. P.M.
C7 F13sus4 F13
ing straight to Mer - cu - ry.
3.4. What's the
3rd, 4th Verses
w/Rhy. Fig. 1
Bb7 Eb7 Bb
mat - ter with me? Ba - by, I've been such a fool.
We'll
We'll
Eb F7
hop on a raft and nav - i - gate a - round in the pool.
hop on a raft and sail it all a - round in the pool.
We'll take a
To Coda
Bb7 A7#5 Ab13 G7#5
rock - et to the moon, and when we get that far, I'll hang your coat and hat up on a shoot - ing star. So


Cm9
F13
N.C.(B♭)
let's live it up! Let's live it up! Let's live it up!
Gtr. I
Guitar solo
B♭
F7♭9
*Chords are implied by gtr. & bass till end of Sax solo.
E♭7
B♭7/F
A♭7
G7
D♭7
Cm7
F7
B♭13
G7♯9/D
C13
B13
hold bends
Sax solo
B♭7♭9♯5
E♭9
E♭7♯9♯5
let ring
trem. bar

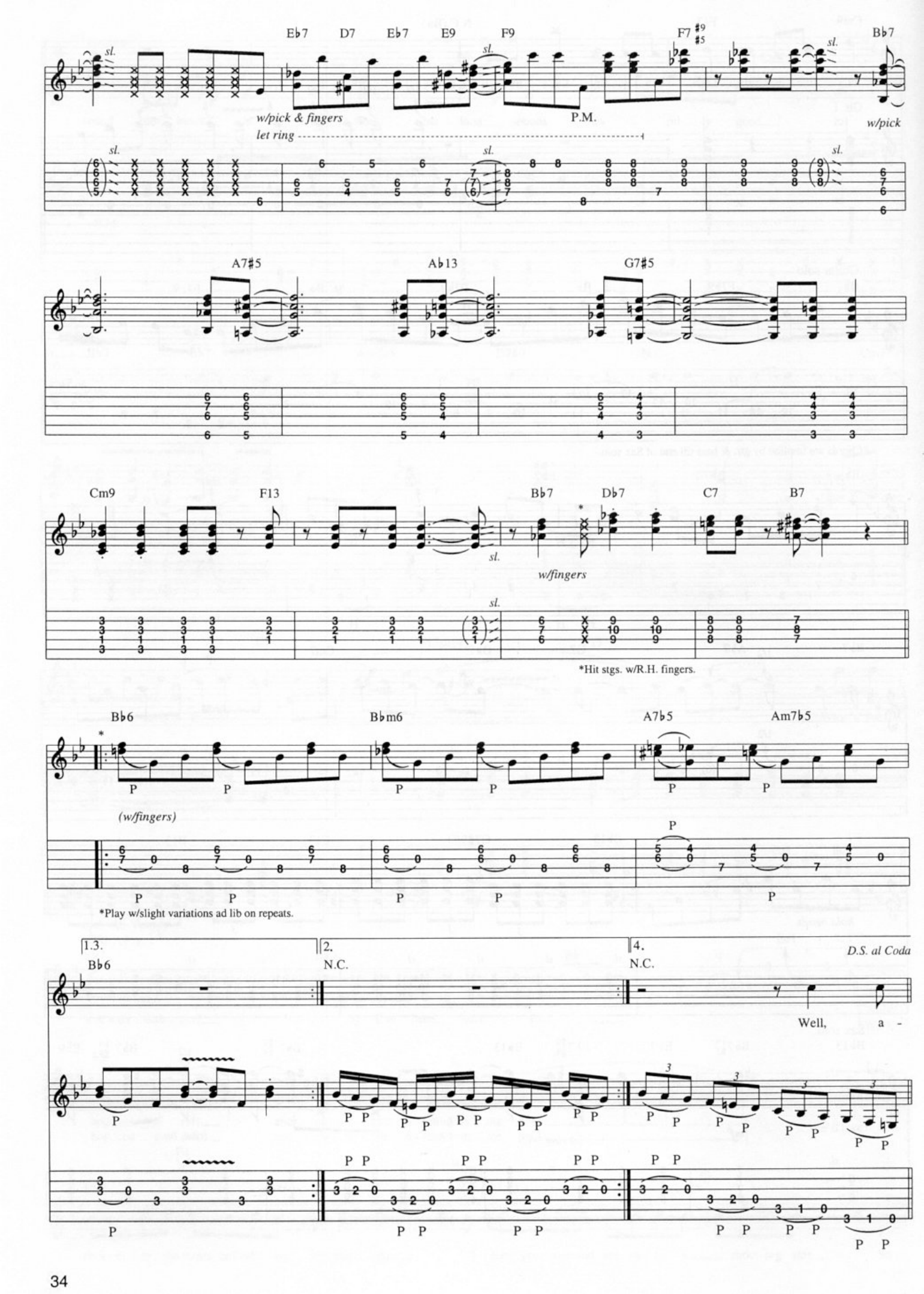
E♭7 D7 E♭7 E9 F9 F7 #9 #5 B♭7
sl.
w/pick & fingers
let ring
P.M.
w/pick
A7#5 A♭13 G7#5
Cm9 F13 B♭7 D♭7 C7 B7
w/fingers
*Hit stgs. w/R.H. fingers.
B♭6 B♭m6 A7♭5 Am7♭5
(w/fingers)
P
*Play w/slight variations ad lib on repeats.
1.3. B♭6
2. N.C.
4. N.C.
D.S. al Coda
Well, a -


Coda
(w/last bar of Rhy. Fig. 1)
Cm9
F13
F♯13 G13 E♭m9
shoot - ing star.
Let's live it up! Let's live it up!
Don't
Gtr. I
A♭13
Cm9
F13
you ev - er think of, ba - by, giv - in' it up.
Let's live it up! Let's
Dm7
D♭9
G♭maj7
C♭9
live it up! Let's live it up!
Free time
B♭7♯9
Let's live it up!
rit.

ROCK THIS TOWN

Words and Music by
Brian Setzer

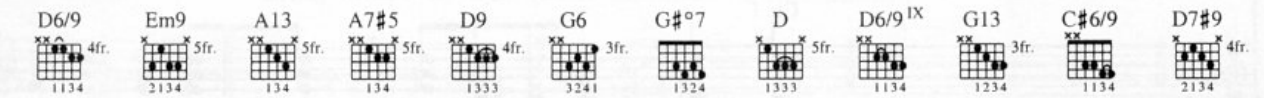

Fast Rockabilly Swing ♩ = 212 (♫ = ♩³♪)

Intro

Gtr. I

D7#9 N.C.(G)

f

w/slight dist.

C7#9 N.C.(F)

B♭maj7 E7#9 A7♭5

vib. w/bar

To Coda

A7#9 A7#9/#5 N.C.(D)

Rhy. Fill 1 Riff A

sl.

(hand vib.) *slight P.M.*

(end Riff A) 1. w/Riff A (7 times)

14

© 1982 CATSTYLE MUSIC
All Rights for the Western Hemisphere Administered by WARNER-TAMERLANE PUBLISHING CORP.
All Rights Reserved


2.
w/Riff A (3 times)
1st Verse
D5 D6 D5 D6 D5 D6 D5 D6 D5
Well, my ba - by and me went out late Sat - ur - day night.
*Rhy. Fig. 1
slight P.M.
*Play all gtr. parts w/slight variations ad lib when recalled (throughout).
D6 D5 D6 D5 D6 D5 D6 D5 D6 D5
I had my hair piled high, my
H
D6 D5 A6
ba - by just looked so right.
Well,
(end Rhy. Fig. 1)
sl.
w/pick & fingers
let ring
let ring
D Eb9 D9 G6
pick you up at ten, gon - na get you home at two. Your ma - ma don't know what I
sl.
H
let ring
let ring

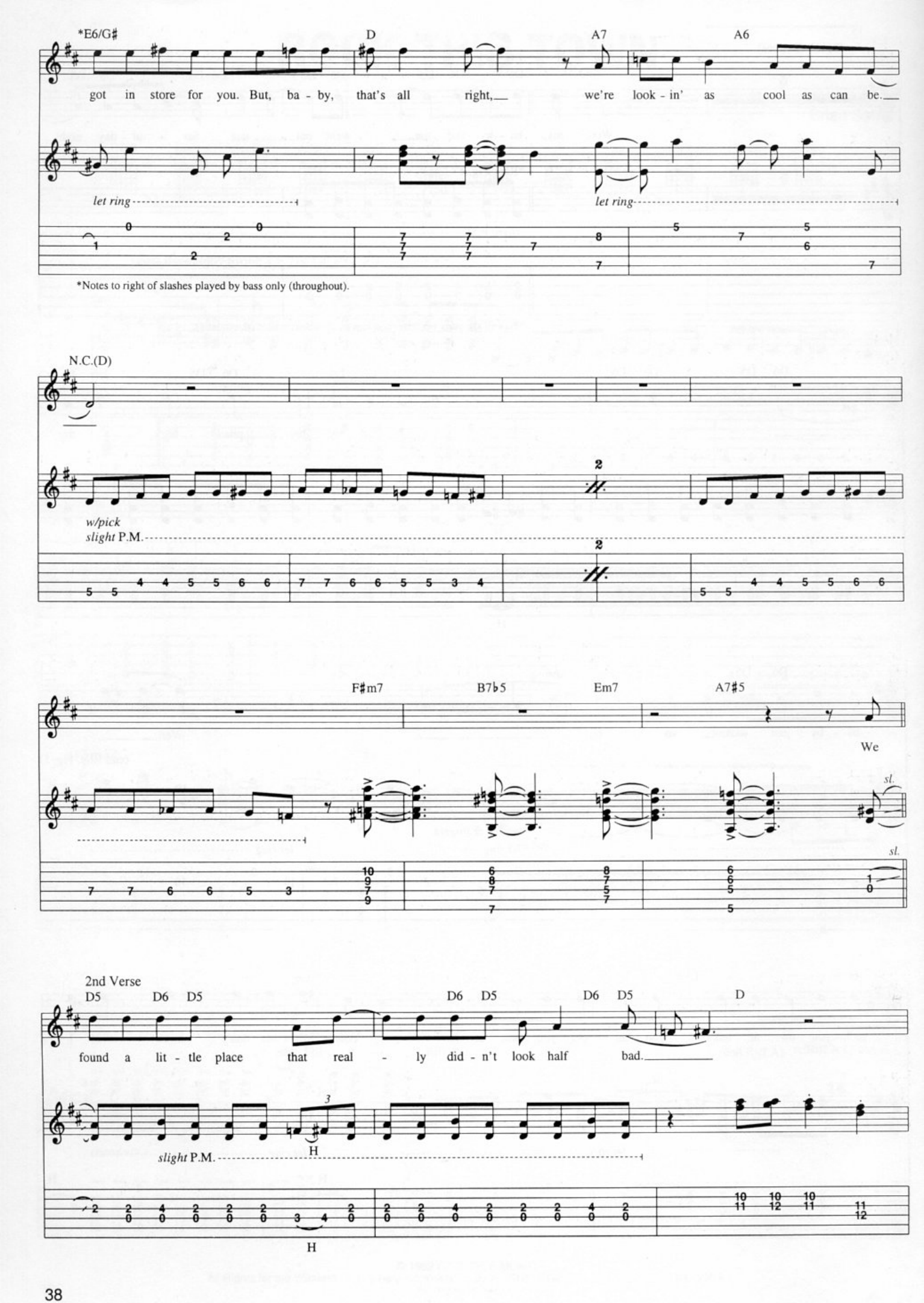
*E6/G#
D
A7
A6
got in store for you. But, ba - by, that's all right, we're look - in' as cool as can be.
let ring
let ring
*Notes to right of slashes played by bass only (throughout).
N.C.(D)
w/pick
slight P.M.
F#m7
B7b5
Em7
A7#5
We
sl.
sl.
2nd Verse
D5
D6
D5
D6
D5
D6
D5
D
found a lit - tle place that real - ly did - n't look half bad.
slight P.M.
H
H



*Depress bar before striking notes.


Chorus
D5
rock this town, rock it in - side out. We're gon - na
slight P.M.
rock this town, make 'em scream and shout.
A
B°
C°
C#°
D
E♭9
D9
G
Well, let's rock, rock, rock, man, rock. Rock till we pop, we're gon - na
roll till we drop. We're gon - na rock this town, rock it in - side out.
D
A6
D
w/pick & fingers
let ring
P.M.
P.M.


Guitar solo
* D
Go!
P.M.
w/pick
sl.
1/4
1/2
*Chords are implied by band till end of solo.
1½
Full
P
A
B°
C°
C#°
D
H P
hold bend
w/pick & middle finger
G
G#°
Fdbk.
(15ma)
trem. bar
Fdbk. pitch: A
*Using tuning peg, lower pitch of 6th stg. one whole step to D.
**Depress bar before striking notes.


A
B°
C°
C#°
D
G
G#°
D
A
D
trem. pick
8va


A B° C° C#° D
Full 1/2 Full Full Full Full Full Full Full Full
sl. loco
P P
G G#° D A
1/2 1/2
sl.
3rd Verse
D D
Well, we're hav - in' a ball just tear - ing up the big dance floor.
vib. w/bar
let ring
vib. w/bar
D5 D6 D5 D6 D5 D6 D5 D6 D5 D6 D5 D6 D5
Well, there's a real square cat; he looks
slight P.M.


A
nine - teen - sev - en - ty - four.
Well, he
sl.
w/pick & fingers
let ring
D
Eb9
D9
G
looked at me once, he looked at me twice.
Look at me a - gain and there's - a
w/pick
D
A6
N.C.(D5)
gon - na be a fight. We're gon - na rock this town, rip this place a - part.
w/pick & fingers
let ring
P.M.
Chorus
D7#9
D5
D6 D5
D6 D5
We're gon - na rock this town, rock it in - side out.
slight P.M.


D6 D5
D7#9
We're gon - na rock this town make 'em scream and shout.
H
w/pick & fingers
let ring
H
*A
B°
C°
C#°
D7#9
Well, let's rock, rock, rock,
Rhy. Fig. 2
sl.
w/pick
*Chords are implied by band (next 2 bars only).
G
rock. Rock till we pop, we're gon - na roll till we drop.
D
A6
D
Rock this town, rip this place a - part.
(end Rhy. Fig. 2)
(Gtr. I out)
P.M.
w/pick & fingers
let ring


Interlude
D
G7
D
D6/9
1/2
Gtr. I
trem. bar
Riff B (*Gtr. II)
*Saxophones arr. for gtr.


Em9
A13
A7#5
sl.


D6/9
D9
1/2
G6
G#°7
Rhy.
Fig. 3
trem. bar
P P P
P P P


(end Rhy. Fig. 3)
D
Em9
A13
D6/9 IX
1/2
1/2
trem. bar
trem. bar
Gtr. II
**(end Riff B)
*Gtr. III
sl.
*Trombones arr. for gtr.
sl.
**Refers to
Gtr. II only.


w/Riff B
D6/9
G13
D6/9
C#6/9 D6/9
Rhy. Fig. 4
Riff C (Gtr. III)
sl.


G13
Em9
A13
(end Rhy. Fig. 4)


w/Rhy. Fig. 3
D6/9
D9
G6
G#°7
sl.


D
Em9
A13
D6/9 IX
(end Riff C)
sl.

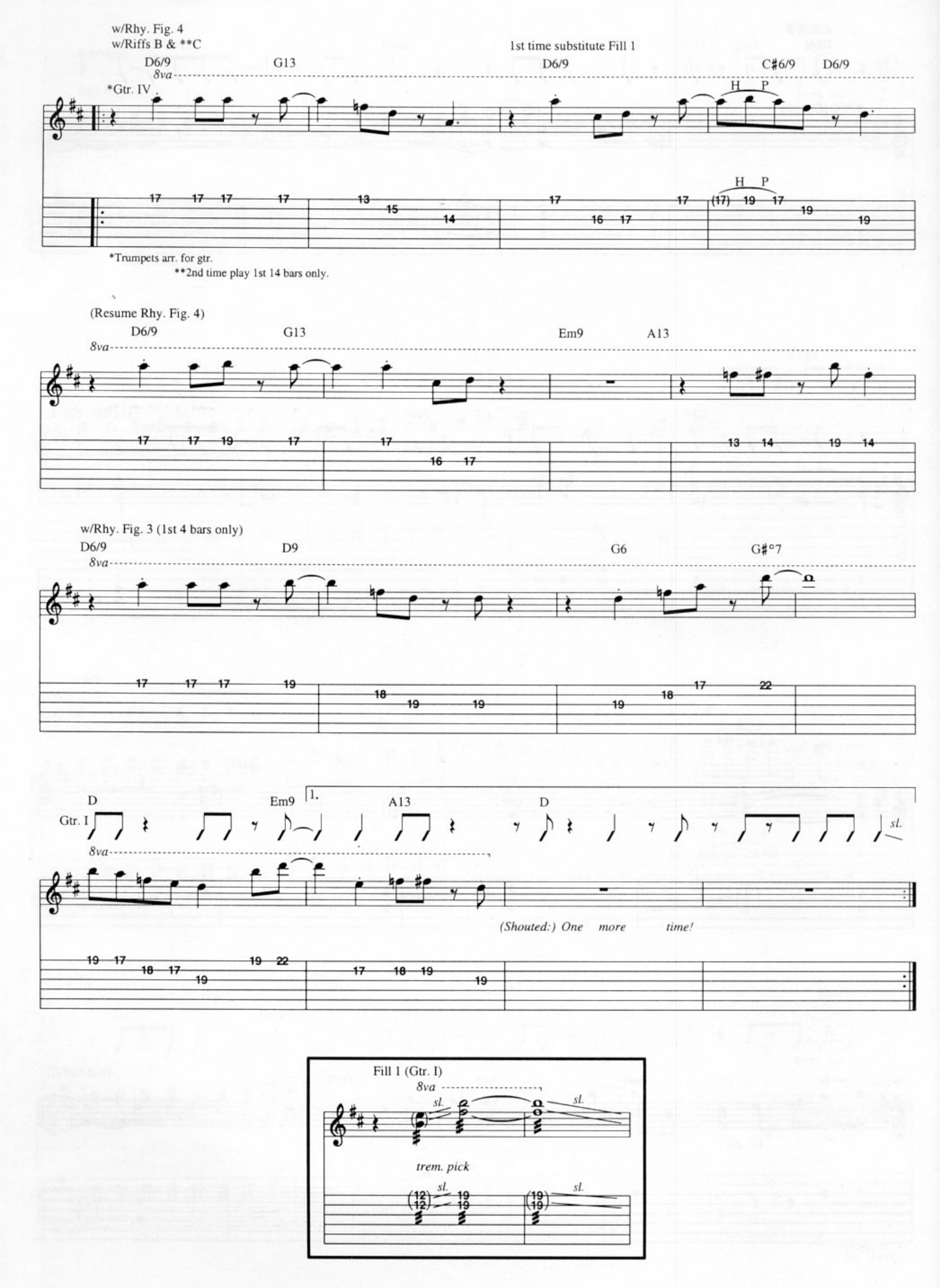
w/Rhy. Fig. 4
w/Riffs B & **C
1st time substitute Fill 1
D6/9
G13
D6/9
C#6/9
D6/9
8va
*Gtr. IV
H P
*Trumpets arr. for gtr.
**2nd time play 1st 14 bars only.
(Resume Rhy. Fig. 4)
D6/9
G13
Em9
A13
8va
w/Rhy. Fig. 3 (1st 4 bars only)
D6/9
D9
G6
G#°7
8va
D
Em9
1.
A13
D
Gtr. I
sl.
8va
(Shouted:) One more time!
Fill 1 (Gtr. I)
8va
sl.
sl.
trem. pick
sl.
sl.

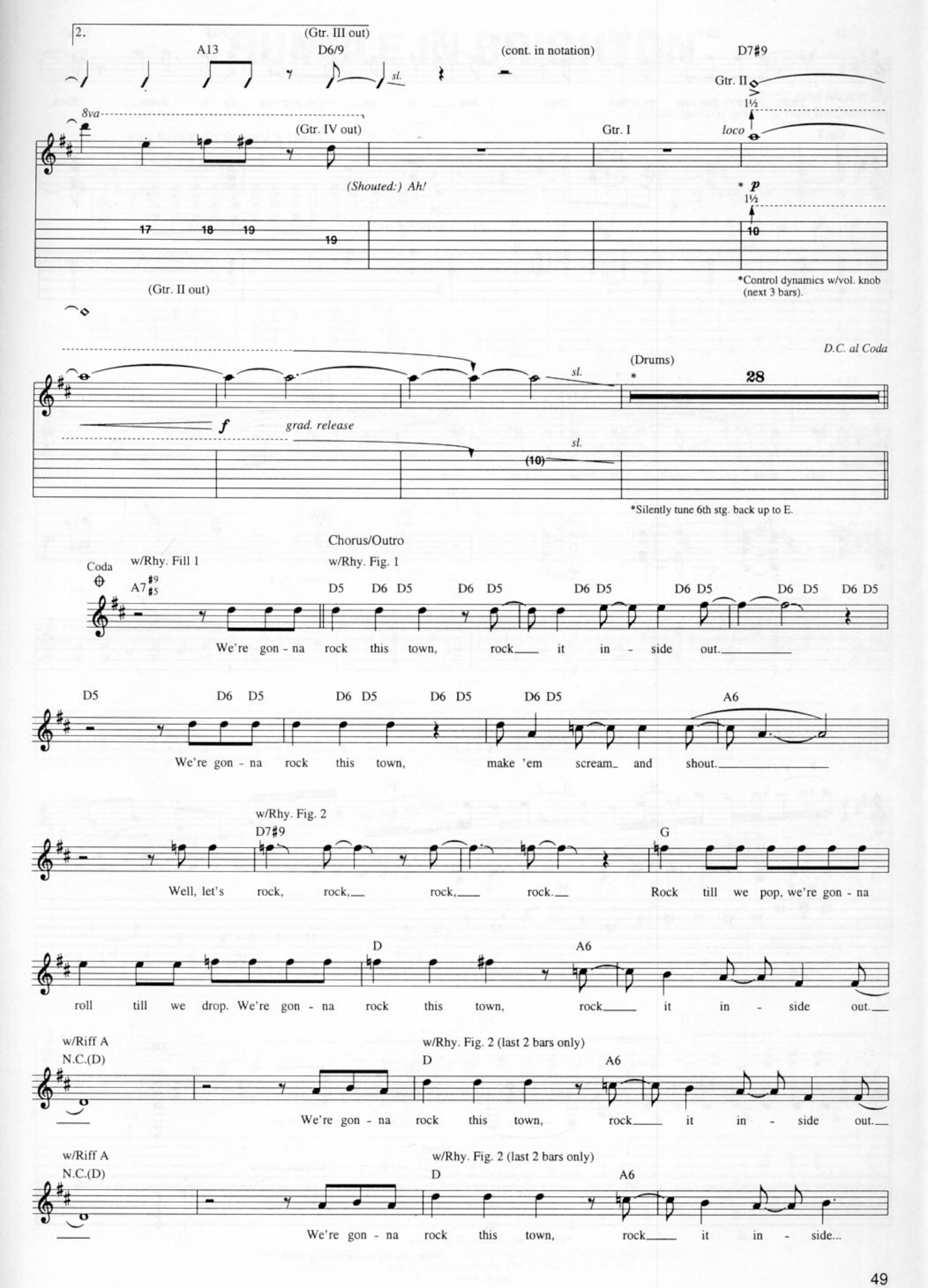
2.
(Gtr. III out)
A13
D6/9
(cont. in notation)
D7#9
sl.
Gtr. II
1½
8va
(Gtr. IV out)
Gtr. I
loco
(Shouted:) Ah!
* p
1½
17 18 19
19
10
*Control dynamics w/vol. knob (next 3 bars).
(Gtr. II out)
D.C. al Coda
(Drums)
sl.
*
28
f
grad. release
sl.
(10)
*Silently tune 6th stg. back up to E.
Chorus/Outro
Coda
w/Rhy. Fill 1
w/Rhy. Fig. 1
A7#9 #5
D5 D6 D5 D6 D5 D6 D5 D6 D5 D6 D5 D6 D5
We're gon - na rock this town, rock it in - side out.
D5 D6 D5 D6 D5 D6 D5 D6 D5 A6
We're gon - na rock this town, make 'em scream and shout.
w/Rhy. Fig. 2
D7#9
G
Well, let's rock, rock, rock, rock. Rock till we pop, we're gon - na
D A6
roll till we drop. We're gon - na rock this town, rock it in - side out.
w/Riff A
N.C.(D)
w/Rhy. Fig. 2 (last 2 bars only)
D A6
We're gon - na rock this town, rock it in - side out.
w/Riff A
N.C.(D)
w/Rhy. Fig. 2 (last 2 bars only)
D A6
We're gon - na rock this town, rock it in - side...

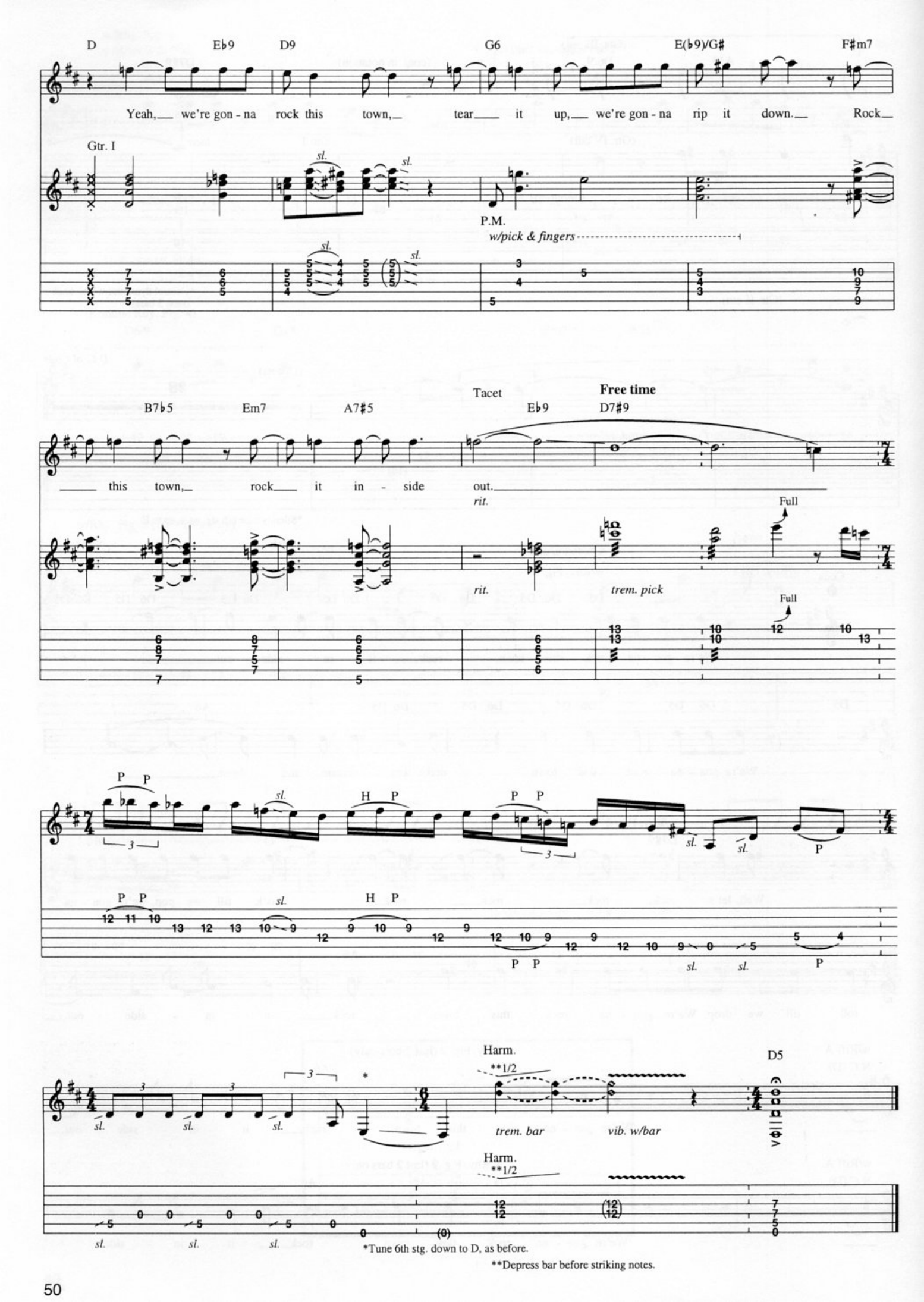

*Tune 6th stg. down to D, as before.

**Depress bar before striking notes.

RUMBLE IN BRIGHTON

Words and Music by
Brian Setzer and James McDonnell



*E played by bass only (next 6 bars).

© 1981 EMI LONGITUDE MUSIC, PRESSED HAM HITS and ROCKIN' BONES MUSIC
All Rights Controlled and Administered by EMI LONGITUDE MUSIC
All Rights Reserved


A/E
1/2
Bm/E
C/E
D/E
trem. bar
sl.
B7 #9 #5
Em
1/4
1st, 3rd Verses
1. Well, there's the rock - a - bil - ly cats with their pomps real high, wear - in'
ain't a man left stand - in', so let's
P.M.
black drape coats, all real gone guys. Cool skin - heads with their
all go get a beer. I said, "No team is a win -
Am


Em
D5/A
A#5
rolled - up jeans. look - in' real tough and might - y mean. There's a
ner. We're gon - na see you all next year." Well, there's a
Bm
Am
Bm
Am
rum - ble in Brigh - ton to - night, ring - side seats for the neigh - bor - hood fight. There
slight P.M.
slight P.M.
slight P.M.
To Coda
Bm
Am
Em
ain't a damn thing that the cops can do. There's a rum - ble in Brigh - ton to - night.
B7 #9 #5
Em
1/4
1/4
1/4
1/4
1/4
1/4
1/4
1/4


F♯m/E
G/E
A/E
1/2
P.M.
trem. bar
1/2
Bm/E
C/E
D/E
B7♯9 ♯5
sl.
sl.
N.C.(Em)
2. They sew
sl.
sl.
sl.
Full
let ring
sl.
sl.
Full
sl.
2nd Verse
Em
fish hooks un - der their col - lars, they got ra - zors in their shoes, I said, "Go,
P.M.


Am
Em
cat, go," their bat-tle cry. World war three is start-in' to brew. Now the
1/2
P.M.
trem. bar
1/2
skin-heads all use black jacks and they're look-in' might-y mean. They got
P.M.
let ring
Am
Am6
Em
chains wrapped a-round their fin-gers and their heads are all shav-en clean.
1/2
trem. bar
1/2
slight P.M.
D5/A
A#5
Bm
Am
Bm
Well, there's a rum-ble in Brigh-ton to-night, ring-side seats for the
1/4
slight P.M.
slight P.M.
1/4


Am
Bm
Am
D5
neigh - bor - hood fight. There ain't a damn thing that the cops can do. There's a
slight P.M.
Em
B7#9#5
Guitar solo
*Em
rum - ble in Brigh - ton to - night. Ah, ha!
sl.
*Chords are implied by bass (next 10 bars only).
1/4
1/2
Am
Em
Full
trem. bar
1½
P P


Bm
Am
Full
P
sl.
Bm
Am
Bm
N.C.
Em
hold bend
1/2
1/4
F♯m/E
G/E
A/E
P.M.
Bm/E
C/E
D/E
B7 ♯9 ♯5


N.C.(Em)
D.S. al Coda
3. Well, there
trem. bar
*1
*Depress bar before striking note.
Coda
Am
D5
Em
B7 #9 #5
cops can do. There's a rum - ble in Brigh - ton to - night.
Rum -
Outro
Em
ble in Brigh - ton to - night.
Rum - ble on the beach to - night.
1/4
1/2
H


Am
Rum - ble in Brigh - ton to - night.
Rum -
Full
hold bend
1/2 1/2 1/2
P.M.
Em
Bm
Am
ble on the beach to - night.
Well, man, there ain't a damn thing that the cops can do.
Line
1/4
slight P.M.
Bm
Am
Bm
Am
D5
right up for a side - line view.
Ring - side seats for the neigh-bor-hood fight.
There's a
Freely
Em6/9
Em
N.C.
rum - ble in Brigh - ton to - night.
rit.
trem. pick
vib. w/bar

SINCE I DON'T HAVE YOU

Words and Music by James Beaumont, Janet Vogel, Joseph Verscharen,
Walter Lester, Lennie Martin, Joseph Rock and John Taylor



* Throughout song, chord names reflect gtr. and band and are occasionally implied.







Copyright © 1959 by Bonnyview Music Corp.
Copyright Renewed
All Rights Administered by Southern Music Pub. Co. Inc.
International Copyright Secured All Rights Reserved


Bbm6 Gm7b5 C7 F Dm7
hopes and dreams. Ba - by, I just don't have an - y -
sl.
Bbm6 Am7 D7#9 Gm7 Gm11 C13sus4 C7#5
thing since I don't have you.
sl.
let ring
vib. w/bar
2nd Verse
F6/9 B7b5 Bbm6 C7#9 F Dm7 B7b5
I don't have fond de - sires. And I don't have
slight P.M.
Bbm6 Bbm7 Eb7 F6/9 Dm7 Bbm6 A7#5 D7#9
hap - py hours. Ba - by, I don't have an - y - thing, an - y - thing,


Gm7 C7♭9 Bm7♭5 B♭m7 F Cm7 F7
since I don't have you, I don't have you.
let ring
sl.
𝄋 Bridge
2nd time substitute Fill 1
B♭maj7 B♭m7 F/A F°/A♭ Gm7 C7
I don't have hap-pi-ness and I guess I nev-er will ev-er a-
let ring let ring sim.
Fmaj7 Cm7 B7♭5 B♭maj7 Bm7♭5 E7♯9 Am7 D7♭9
gain. When you walked out on me, in walked old mis-er-y,
slight P.M.
Fill 1
sl.
mf
let ring
sl.


To Coda
3rd Verse
Gm7
A♭m11 D♭7 Gm11 C7
F
and he's been here since then. I don't have
slight P.M.
B♭m6 C7♯9 F Dm7 B7♭5 B♭m6 B♭m7 E♭7
love to share. And I don't have one who cares.
F Dm7 B♭m6 F/A D♭7/A♭ Gm7 B♭/C
Ba - by, I just don't have an-y - thing since I don't have
Bm7♭5 B♭m F Gm7 C9sus4 F B7
you, I don't have you. Oh!
let ring
sl.
let ring
slight P.M.
cresc.
Full
Full
Full
Full
sl.


B♭m6
E♭7
F
Dm7
Gm7♭5
C7
1/2
sl.
Full
Full


G♯m7♭5 Am7♭5 G♯m7♭5 Am7♭5 D7♯9
Gm9
C7♯9♯5
F
B7
f
slight vib. w/bar
sl.
Full
Full


B♭m6
E♭7
F
Dm7
Gm7♭5
C7
1/2
sl.
Full
Full
vib. w/bar
hold bend


G♯m7♭5 Am7♭5 G♯m7♭5 Am7♭5 D7♯9
A13
D7♯9
G13
C7♯9
F6/9
G♭6/9
Fmaj7
f
sl.


D.S. al Coda
Cm7
B7
Well,
(cont. in Fill 1)
H P P
H P
P
H P
rake
H P P
H P
P
H P


4th Verse
Coda
C7 A♭m11 D♭9 G♭maj7 C7♭5 C♭m6 D♭7♯9
then. I don't have love to share. And
G♭maj7 C7♭5 C♭m6 F♭7 G♭ E♭m7
I don't have one who cares. Ba - by, I just don't have an-y -
let ring let ring
C♭m6 B♭7♯5 E♭7♯9 A♭m7 C♭/D♭
thing since I don't have
let ring
Freely, slower
G♭ F♭6 G♭ 6/9 F 6/9/C G♭ 6/9/D♭
you. You.
let ring trem. bar
1/2

SLEEPWALK

By Santo Farina, John Farina and Ann Farina



Copyright © 1959 by Carbert Music Inc., Trio Music Company, Inc. and John Farina
Copyright Renewed
All Rights Administered by Carbert Music Inc.
International Copyright Secured All Rights Reserved
Used by Permission


C
Am7
Fm
G6
1/2
P P P
sl.
Am
Full
w/pick & middle finger
G
vib. w/bar
Fm11
G(b9)
G7#9
G13b9
trem. bar
Fm7
* Db9
* Db played by bass only.
Fmaj7
f
H







* Artificial harmonics achieved by lightly touching string w/R.H. index finger and picking from behind. (Pick held between thumb and middle finger.)



* Chords implied by bass (next 3 bars only).




C6/9
Am7
Fm
G6
C
Fmaj7
Fm
sl.
trem. pick
C
P
3
F
Fmaj7
Fm
f
N.C.
Full
C
* w/pick & middle finger
* Alternately strike note w/pick & middle finger.
8va
w/pick & middle finger

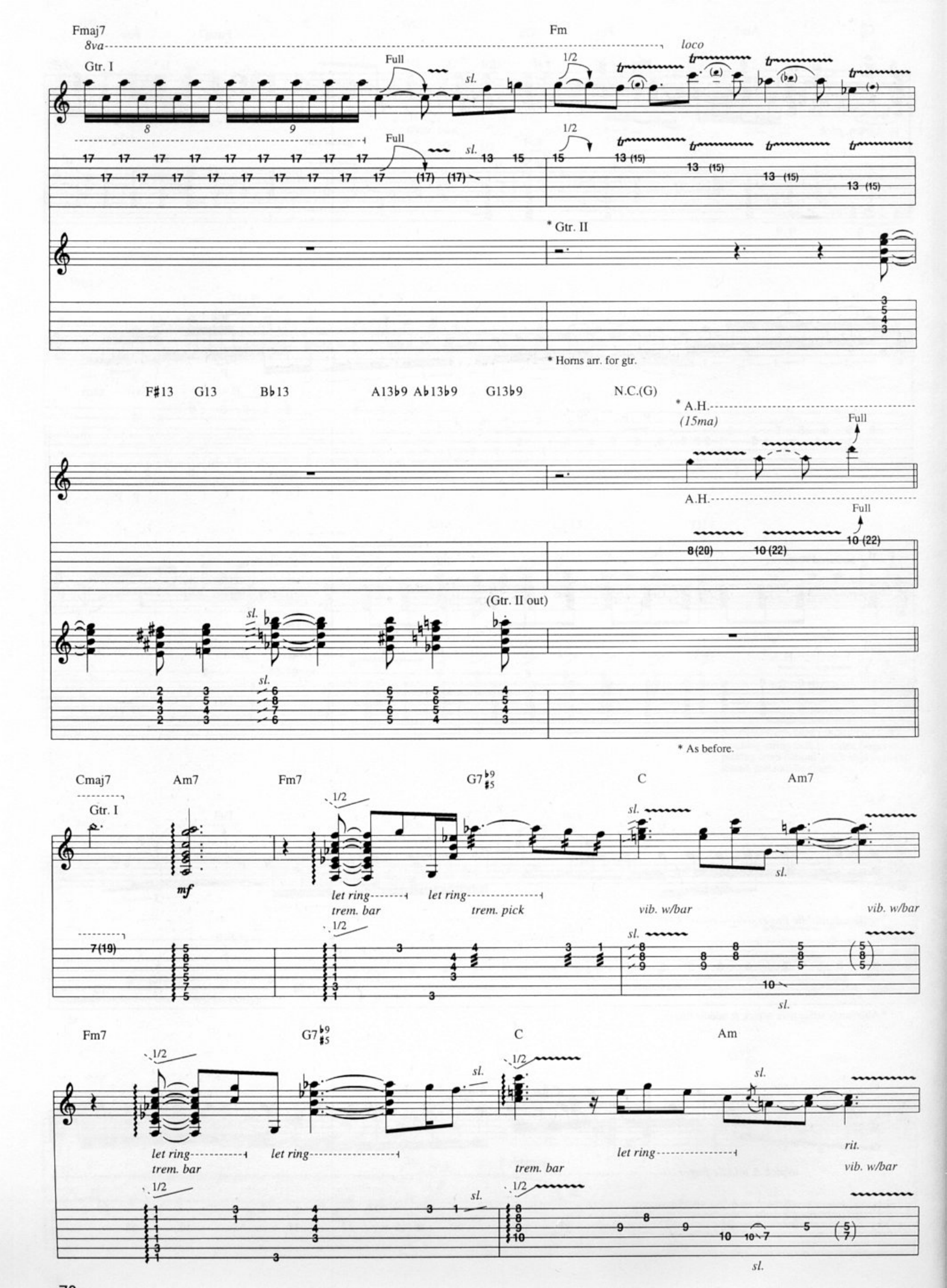
Fmaj7
Fm
8va
loco
Gtr. I
Full
sl.
1/2
* Gtr. II
* Horns arr. for gtr.
F♯13
G13
B♭13
A13♭9
A♭13♭9
G13♭9
N.C.(G)
* A.H.
(15ma)
Full
A.H.
(Gtr. II out)
* As before.
Cmaj7
Am7
Fm7
G7♭9 ♯5
C
Am7
let ring
trem. bar
trem. pick
vib. w/bar
Fm7
G7♭9 ♯5
C
Am
let ring
trem. bar
rit.
vib. w/bar


Free time, slower
Fm
G6
G9
N.C.(Cmaj7)
Faster
vib. w/bar
trem. bar
vib. w/bar
sl.
rake
(echo repeat)
rake
rake
sim.
(Db maj7)
(Cmaj7)
Full
A little slower
N.C.
C13
Eb13
let ring
let ring
Abmaj7
Db7b5
N.C.
Cmaj7
Db 6/9
Cmaj13
Full
vib. w/bar
* Vol. swell

SWITCHBLADE 327

Words and Music by
Brian Setzer



Copyright © 1998 Setzersongs (BMI)
International Copyright Secured. All Rights Reserved


1st, 2nd & 3rd Verses
A5
Oh!
1. Switch - blade
2.3. See additional lyrics
three - twen - ty - sev - en, lit cig - a - rette in his hand.
P.M.
E5
Steel - toed boots on the ac - cel - er - a - tor, oil leak - in' out - ta the pan.
A5
D7#9
E♭7#9
Switch - blade, three two - bar - rels, get - tin' there as fast as he can.
E7#9
A5
E5
All juiced up like a hot car - bu - re - tor spit - tin' gas on - to the fan.
P.M.


A5
E7#9
F#7#9
Black - top burn-out, Sat - ur - day night.
Try and catch him if you can.
To Coda II
Chorus
G7#9
G#7#9
A7#9
A5
...three - twen - ty - sev - en.
(Switch - blade...)
Rhy. Fig. 1
D7#9
D5
B7#9
Sev - en come e - lev - en.
Aw,
(Switch - blade.)
(Switch - blade.)
To Coda I
E7#9
he's all right.
When he gets drunk he fights all night.
(end Rhy. Fig. 1)
sl.
sl.
sl.
sl.


w/Riff A (1¾ times)
N.C.
D5
N.C.
w/Rhy. Fill 1
E
w/Riff B
N.C.
D
3
3
N.C.
Gtr. I
D.S. al Coda I
E7#9
Coda I
E7
Guitar solo
*A7#9
When he gets drunk he fights all night.
Full
H
*Chords are implied by bass (next 16 bars only).
1/2
P
sl.
rake


D7#9
E♭7#9
w/pick & fingers
E7#9
A7#9
Full
sl.
w/pick
E7#9
D.S.S. (w/repeat) al Coda II
F#7#9
G7#9
G#7#9
A7#9
Coda II
Chorus
Gtr. I
A7#9
D7#9
...three - twen - ty - sev - en.
Sev - en come e - lev - en.
(Switch-blade...)
(Switch-blade.)
B7
E5
P.M.
Aw, he's all right.
When he gets drunk he fights all night.
(Switch-blade.)


w/Rhy. Fig. 1
A7#9
A5
D7#9
D5
(Switch - blade...)
...three - twen - ty - sev - en.
(Switch - blade.)
Sev - en come e - lev - en.
B7#9
E7 #9 #5
Gtr. I
(Switch - blade.)
Aw, he's all right.
When he gets drunk he fights
all night.
When he gets drunk he fights all night.
sl.
E7#9
(cont. in notation)
When he gets drunk he fights all night.
Outro
A5
Rhy. Fig. 2 (Gtr. I)
P.M.
(end Rhy. Fig. 2)
w/Rhy. Fig. 2 (4 times)
*Gtr. II
P
*Horns arr. for gtr.







Additional Lyrics

2. Swtichblade 327,
Pullin' way ahead of the pack.
Chop-top deuce, Saturday night,
Flames shootin' outta the back.
Switchblade, don't cut him off;
He won't cut you no slack.
He'll cut you to ribbons if you come to town.
He'll carve out his name in your back.
Blacktop burnout, Saturday night.
Try and catch him if you can. *(To Chorus)*

3. Switchblade 327.
Someone was callin' his name.
All he could hear was his engine
And the sound of the pouring-down rain.
Switchblade 327
Ran 125 down the lane.
But someone had cut both his fuel lines
And the '32 burst into flames.
Blacktop burnout, Saturday night.
Try and catch him if you can. *(To Chorus)*

THIS CAT'S ON A HOT TIN ROOF

Fast Rockabilly Swing ♩ = 204(♫ = ♩³♪)

Words and Music by
Brian Setzer

Intro

N.C. (C) (Bb) Ab9 G7#9 F7 C G7 F7 C G7 C5 C6 C5 C6 C5 C6 C5 C6 C5

f *w/light dist.* *w/pick & fingers* *sl.* *hold bend* 1/2 Full P H

1st, 2nd, 3rd Verses

1. Well, this cat's on a hot tin roof, drink -

2.3. *See additional lyrics*

P.M. *w/pick*

Copyright © 1998 Setzersongs (BMI)
International Copyright Secured All Rights Reserved

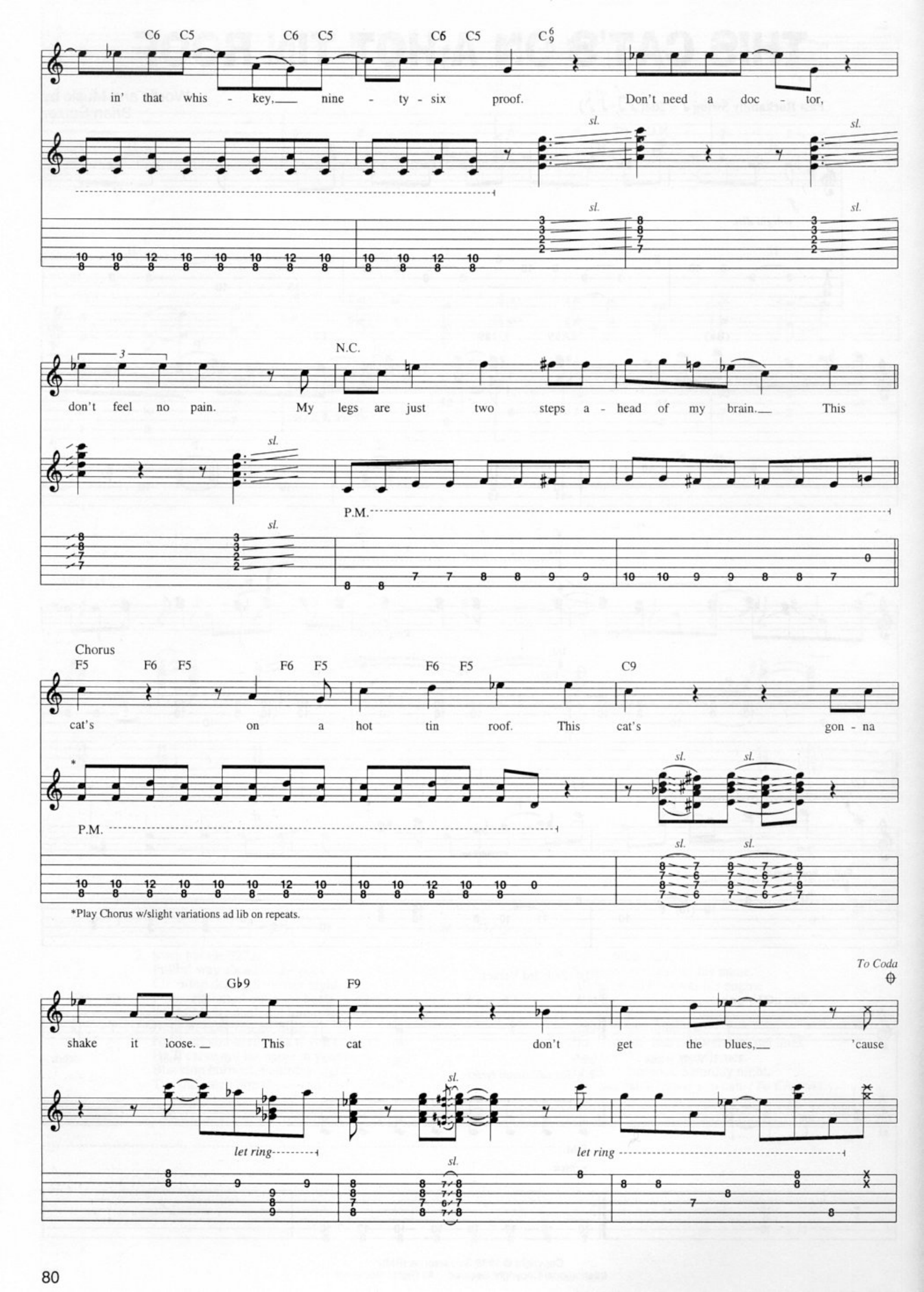
C6 C5 C6 C5 C6 C5 C6/9
in' that whis - key, nine - ty - six proof. Don't need a doc - tor,
sl.
N.C.
don't feel no pain. My legs are just two steps a - head of my brain. This
P.M.
Chorus
F5 F6 F5 F6 F5 F6 F5 C9
cat's on a hot tin roof. This cat's gon - na
P.M.
*Play Chorus w/slight variations ad lib on repeats.
To Coda
Gb9 F9
shake it loose. This cat don't get the blues, 'cause
let ring
let ring

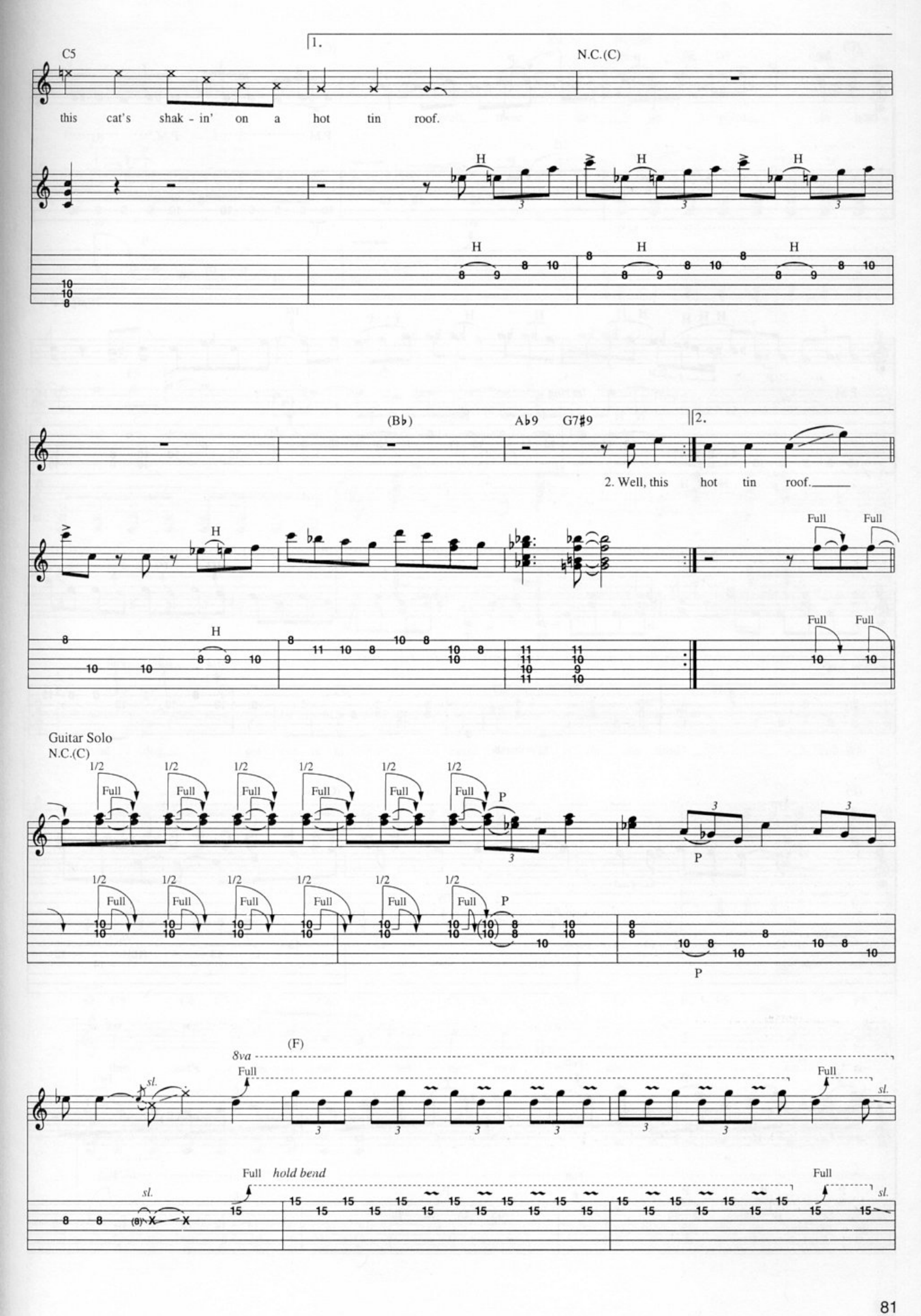
C5
1.
N.C.(C)
this cat's shak - in' on a hot tin roof.
H
(B♭)
A♭9
G7#9
2.
2. Well, this hot tin roof.
Full
Guitar Solo
N.C.(C)
1/2
P
(F)
8va
sl.
hold bend


(C)
loco
sl.
1/2
P
(G)
P.M.
P.M.
(C)
H H H
H H
H
P P
1/4
straight ♪'s--
let ring
P.M.
*T
T
1/2
Full
sl.
*T = thumb
(F)
8va
(C)
Full
1½
loco
(G)

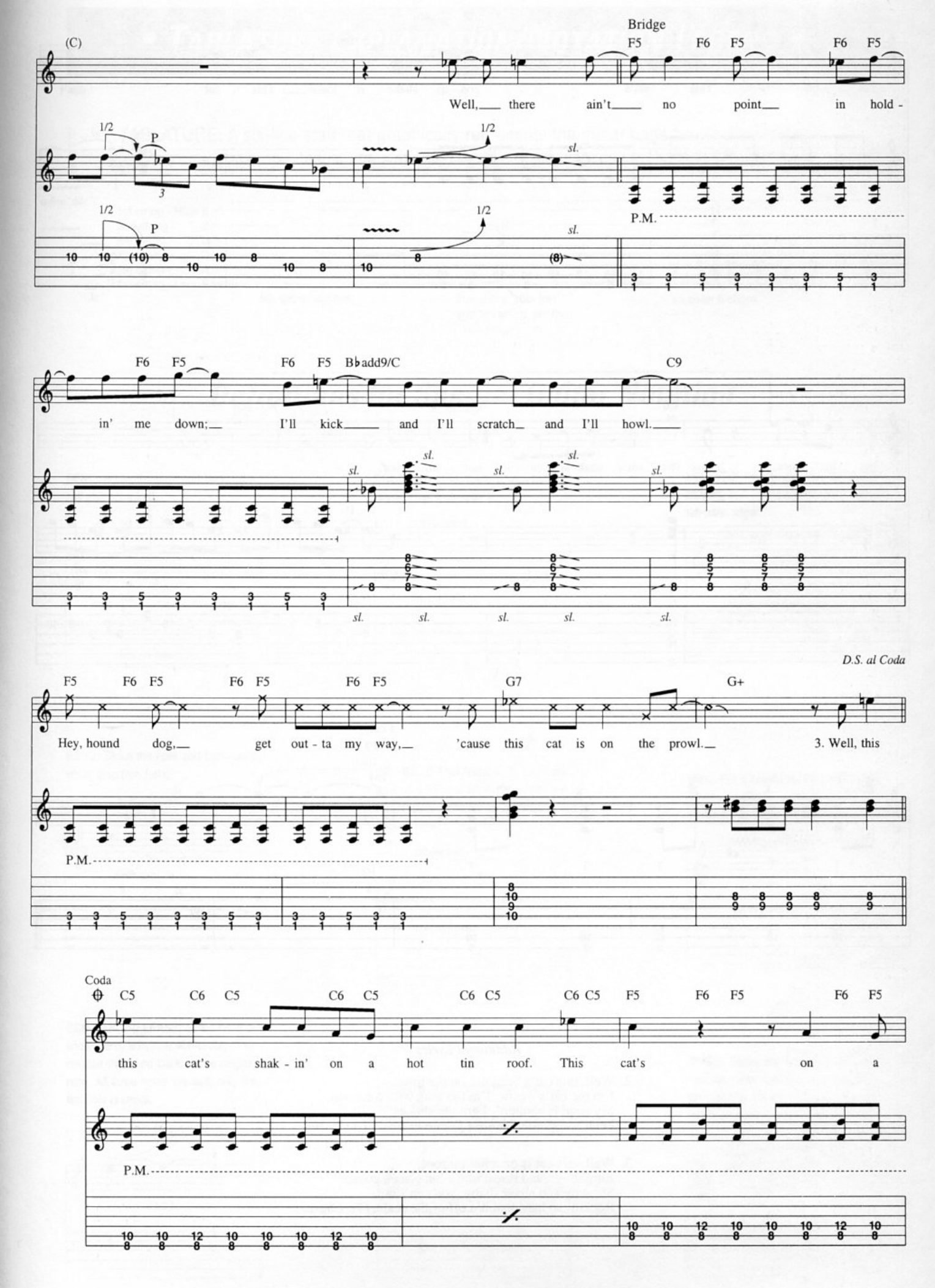
Bridge
(C)
F5 F6 F5 F6 F5
Well, there ain't no point in hold -
1/2 P 3 1/2 sl.
P.M.
F6 F5 F6 F5 B♭add9/C C9
in' me down; I'll kick and I'll scratch and I'll howl.
sl.
D.S. al Coda
F5 F6 F5 F6 F5 F6 F5 G7 G+
Hey, hound dog, get out - ta my way, 'cause this cat is on the prowl. 3. Well, this
P.M.
Coda
C5 C6 C5 C6 C5 C6 C5 C6 C5 F5 F6 F5 F6 F5
this cat's shak - in' on a hot tin roof. This cat's on a
P.M.



Additional Lyrics

2. Well, this cat's been out on the town.
I'm the cat's meow, I'm the king with a crown.
My head is spinnin', I got the shakes.
I can't stop now 'cause I got no brakes. *(To Chorus)*

3. Well, this cat is on a hot tin roof,
Jumpin' up and down like a long-neck goose.
Shimmy and shake, baby, you can't fail,
Rockin' so hard that it's off of the scale. *(To Chorus)*